



A McAlpine Company 
Mountain
Plumbing Products

USD Pricing
 **2021**
Manufacturer
Suggested Price Book

Decorative Metal Finishes



Standard

BRN / Brushed Nickel
BRS / Brushed Stainless Steel
CHBRZ / Champagne Bronze
CPB / Polished Chrome
MB / Matte Black
ORB / Oil Rubbed Bronze
PN / Polished Nickel
PS / Polished Stainless Steel

PVDBRN / PVD Brushed Nickel
PVDPN / PVD Polished Nickel
SS / Stainless Steel
ULB / Unlacquered Brass
VB / Venetian Bronze
Group 1
AB / Antique Brass
ACP / Antique Copper

PCP / Polished Copper
PEW / Pewter
SB / Satin Brass
SC / Satin Chrome
WCP / Weathered Copper
Group 2
BN / Black Nickel
EB / English Bronze

FG / French Gold
GPB / Polished Gold
PVD / Polished Brass
PVDBB / PVD Brushed Bronze
PVDORB / PVD Oil Rubbed Bronze
SG / Satin Gold
TB / Tuscan Brass

Please Note: Finishes shown on these pages are a printed representation of the actual finishes we offer. Due to the printing process there is a slight variation between the printed samples shown here and how they appear on the actual product.

Plastic Finishes (Xenoy Molded Plastic)



BL



BNE



BT



IW



PW



WH



CPP

Granite Finishes (Xenoy Molded Plastic)



CPNE



PWG



MLB



SLB

Plastic Finishes

BL / Black
BNE / Bone
BT / Biscuit
IW / Ice White
PW / Polar White
WH / White
CPP / Polished Chrome

Granite Finishes

CPNE / Champagne
PWG / Polar White Granite
MLB / Matte Lava Black
SLB / Shiny Lava Black

Featured Kitchen Products for 2021



Perfect Grind®
Waste Disposers
Pages 29 - 31



New Faucets and Handle Styles
Pages 69 - 112



Duet Finish
Accessory Faucets
Pages 61 - 62



Mountain Pure®
Water Filtration
Pages 65 - 68



New Air
Switch Styles
Page 35



MT6LD
Safety Valve-Leak
Detector
Page 64



MT300
Kitchen Sink Strainer
Page 45




Soap/Lotion
Dispensers
Pages 58 - 59

Featured Bathroom Products for 2021

NEW!



MTRRP
Rain Rail Plus
Page 132



New Air-Injected Shower Heads
Pages 115 - 120



Multi-Function
Hand Showers
Page 127



Tub Docking Station
Pages 279 - 280



NEW!

New Lever Valve
Page 153



MT2000-2
Duet Bottle Trap
Pages 239 - 240



NEW!

New Exposed Bath
Waste & Overflows
Pages 271 - 272

Kitchen Sink Suite INSTALLATION PACKAGES

Add to your cooking toolkit by combining purely filtered and instant hot water with a lifetime warranty garbage disposer to create the complete kitchen sink suite. Choose from 4 options: "Standard", "Deluxe", "Chef", "Complete Chef" for the ultimate cooking experience in your home.



STANDARD

The basics needed to complete your Kitchen Sink. Additional upgrades available below.



DELUXE

Step beyond the basics by delivering fresh, purely filtered water for drinking and cooking.



CHEF

Add to your cooking toolkit with instant hot water delivered directly to an accessory faucet.



COMPLETE CHEF

Combine purely filtered and instant hot water to create the ultimate kitchen sink suite.



Proudly Featuring Our Premium Water Appliances



Mountain Re-Vive™ SHOWER COLLECTION

The Mountain Plumbing Re-Vive™ Shower Collection allows you to revitalize your shower, the soul of your bathroom. Pair the minimalistic shower heads with a quality array of shower arms and hand showers to rejuvenate your style. Use the Rain Rail Plus shower rail (MTRRP) to make remodeling simple and effortless.



MT18 Series
**Traditional Round
Rain Heads**



MT10 Series
Round Rain Heads




MT11 Series
Square Rain Heads



MT10HSMF & MT11HSMF
**Multi-Function
Hand Showers**



MTRRP
Rain Rail Plus

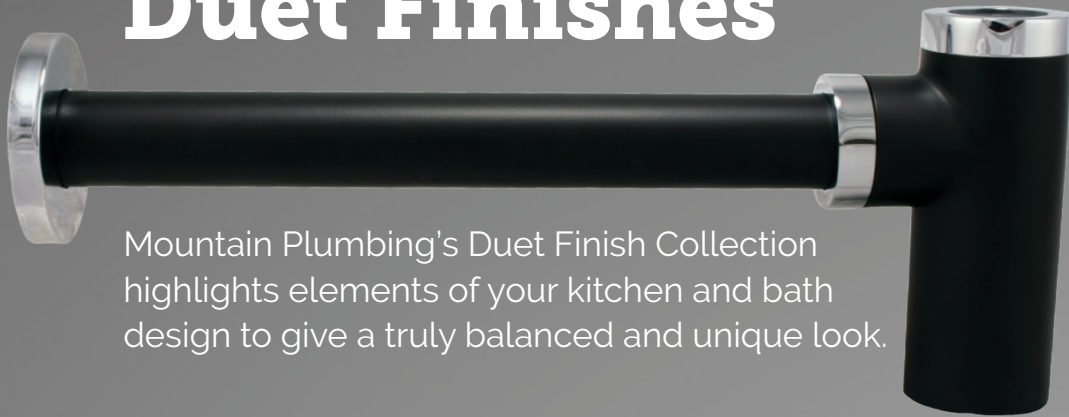


MT607 & MT608
Select Series Shower Drains

For Mountain Re-Vive™ Collection See Pages 115 - 136

Mountain Plumbing Products

Duet Finishes



Mountain Plumbing's Duet Finish Collection highlights elements of your kitchen and bath design to give a truly balanced and unique look.

Available on the Following Products

Pages
71 - 76
85 - 90
99 - 104



MT1820 / MT1830 / MT1840 Series

Accessory Faucets



Page 33 & 35

MT957R & MT964K

Air Switch



Pages 45 & 49

MT300 / MT200EV / MT202

Sink Strainers

Page 152



MT5003L-NL

Lever Angle Valve



MT2000-2

Bottle Trap

Page 242



Knurled Accents Available!

Intricate diamond knurling adds richness and depth to the design of your faucet.

Available Base Finish:

Matte Black (MB)

Available Accent Finishes:

Brushed Nickel (BRN), Polished Chrome (CPB), Polished Nickel (PN), Champagne Bronze (CHBRZ)

Duet Finish Combinations



Base:
Matte Black (MB)

Accent:
Brushed Nickel (BRN)



Base:
Matte Black (MB)

Accent:
Polished Chrome (CPB)



Base:
Matte Black (MB)

Accent:
Polished Nickel (PN)



Base:
Matte Black (MB)

Accent:
Champagne Bronze (CHBRZ)

Ordering Duet Products

All Duet products come with Matte Black as the base finish.

To order please use the following three step instructions:

1. Find the Product You Want in a Duet Finish			2. Select Accent Finish & Use Model # Below to Order			
Standard Model #	Product Name	Page	Brushed Nickel	Polished Chrome	Polished Nickel	Champagne Bronze
MT2000-2	Decorative Bottle Trap with Clean-Out Plug	242	MT2000-2D/BRN	MT2000-2D/CPB	MT2000-2D/PN	MT2000-2D/CHBRZ
MT5003L-NL	Lever Handle Angle Valve	152	MT5003L-NLD/BRN	MT5003L-NLD/CPB	MT5003L-NLD/PN	MT5003L-NLD/CHBRZ
MT300	Classic 3-1/2" Deluxe Stemball Kitchen Strainer	45	MT300D/BRN	MT300D/CPB	MT300D/PN	MT300D/CHBRZ
MT200EV	Complete Stopper & Strainer Unit Waste Disposer Trim	49	MT200EVD/BRN	MT200EVD/CPB	MT200EVD/PN	MT200EVD/CHBRZ
MT202	Extended Flange Stopper & Strainer Unit Waste Disposer Trim	49	MT202D/BRN	MT202D/CPB	MT202D/PN	MT202D/CHBRZ
MT957R	Round Deluxe Raised Air Switch with Freedom Mount	33	MT957RD/BRN	MT957RD/CPB	MT957RD/PN	MT957RD/CHBRZ
MT964K	Round Deluxe Knurled Raised Air Switch with Freedom Mount	35	MT964KD/BRN	MT964KD/CPB	MT964KD/PN	MT964KD/CHBRZ
MT1820-NL	Hot Water Faucet - Contemporary Round Body (120° Spout)	71	MT1820-NLD/PVDBRN	MT1820-NLD/CPB	MT1820-NLD/PVDPN	MT1820-NLD/CHBRZ
MT1830-NL	Hot Water Faucet - Contemporary Round Body (90° Spout)	73	MT1830-NLD/PVDBRN	MT1830-NLD/CPB	MT1830-NLD/PVDPN	MT1830-NLD/CHBRZ
MT1840-NL	Hot Water Faucet - Contemporary Round Body	75	MT1840-NLD/PVDBRN	MT1840-NLD/CPB	MT1840-NLD/PVDPN	MT1840-NLD/CHBRZ
MT1821-NL	Hot & Cold Faucet - Contemporary Round Body (120° Spout)	85	MT1821-NLD/PVDBRN	MT1821-NLD/CPB	MT1821-NLD/PVDPN	MT1821-NLD/CHBRZ
MT1831-NL	Hot & Cold Faucet - Contemporary Round Body (90° Spout)	87	MT1831-NLD/PVDBRN	MT1831-NLD/CPB	MT1831-NLD/PVDPN	MT1831-NLD/CHBRZ
MT1841-NL	Hot & Cold Faucet - Contemporary Round Body	89	MT1841-NLD/PVDBRN	MT1841-NLD/CPB	MT1841-NLD/PVDPN	MT1841-NLD/CHBRZ
MT1823-NL	Point-of-Use Faucet - Contemporary Round Body (90° Spout)	99	MT1823-NLD/PVDBRN	MT1823-NLD/CPB	MT1823-NLD/PVDPN	MT1823-NLD/CHBRZ
MT1833-NL	Point-of-Use Faucet - Contemporary Round Body (90° Spout)	101	MT1833-NLD/PVDBRN	MT1833-NLD/CPB	MT1833-NLD/PVDPN	MT1833-NLD/CHBRZ
MT1843-NL	Point-of-Use Faucet - Contemporary Round Body	103	MT1843-NLD/PVDBRN	MT1843-NLD/CPB	MT1843-NLD/PVDPN	MT1843-NLD/CHBRZ
Products with Knurling						
MT1820-NL	Hot Water Faucet - Contemporary Round Body (120° Spout)	71	MT1820-NLDK/PVDBRN	MT1820-NLDK/CPB	MT1820-NLDK/PVDPN	MT1820-NLDK/CHBRZ
MT1830-NL	Hot Water Faucet - Contemporary Round Body (90° Spout)	73	MT1830-NLDK/PVDBRN	MT1830-NLDK/CPB	MT1830-NLDK/PVDPN	MT1830-NLDK/CHBRZ
MT1840-NL	Hot Water Faucet - Contemporary Round Body	75	MT1840-NLDK/PVDBRN	MT1840-NLDK/CPB	MT1840-NLDK/PVDPN	MT1840-NLDK/CHBRZ
MT1821-NL	Hot & Cold Faucet - Contemporary Round Body (120° Spout)	85	MT1821-NLDK/PVDBRN	MT1821-NLDK/CPB	MT1821-NLDK/PVDPN	MT1821-NLDK/CHBRZ
MT1831-NL	Hot & Cold Faucet - Contemporary Round Body (90° Spout)	87	MT1831-NLDK/PVDBRN	MT1831-NLDK/CPB	MT1831-NLDK/PVDPN	MT1831-NLDK/CHBRZ
MT1841-NL	Hot & Cold Faucet - Contemporary Round Body	89	MT1841-NLDK/PVDBRN	MT1841-NLDK/CPB	MT1841-NLDK/PVDPN	MT1841-NLDK/CHBRZ
MT1823-NL	Point-of-Use Faucet - Contemporary Round Body (120° Spout)	99	MT1823-NLDK/PVDBRN	MT1823-NLDK/CPB	MT1823-NLDK/PVDPN	MT1823-NLDK/CHBRZ
MT1833-NL	Point-of-Use Faucet - Contemporary Round Body (90° Spout)	101	MT1833-NLDK/PVDBRN	MT1833-NLDK/CPB	MT1833-NLDK/PVDPN	MT1833-NLDK/CHBRZ
MT1843-NL	Point-of-Use Faucet - Contemporary Round Body	103	MT1843-NLDK/PVDBRN	MT1843-NLDK/CPB	MT1843-NLDK/PVDPN	MT1843-NLDK/CHBRZ

Look for the **Duet** and **Knurled** icon to find products available in Duet Finishes and Knurled Handles throughout the 2021 Price Book

Perfect Grind® Waste Disposers

Water Appliances Introduction **25**
Title Page **26**
Duet Finishes - Air Switch **27 - 28**
Perfect Grind® Waste Disposers **29 - 31**
Air Switches **32 - 39**
Complete Kitchen Sink Packages **40**

Filters, Faucets, & Water Appliances

Title Page **60**
Duet Finishes - Accessory Faucets **61 - 62**
Little Gourmet® Hot Water Dispenser **63**
Mountain Chill® Water Chiller **64**
Safety Valve-Leak Detector **64**
Mountain Pure® Water Filtration **65 - 68**
Hot Water Faucets Overview **69**
Francis Anthony Collection **70 - 78**
Additional Collections **78**
Francis Anthony + Little Gourmet® **79 - 82**
Hot & Cold Water Faucets Overview **83**
Francis Anthony Collection **84 - 92**
Additional Collections **92**
Francis Anthony + Little Gourmet® **93 - 96**
Point-of-Use Drinking Faucets Overview **97**
Francis Anthony Collection **98 - 106**
Additional Collections **107 - 108**
Francis Anthony + Mountain Pure® **109 - 112**
Faucet Air Gaps **113**

Valves & Stops

Title Page **144**
Duet Finishes - Valve **145 - 146**
Angle/Straight **147 - 154**
Angle/Straight Sweat **155 - 158**

Opening Sections

Front Cover
Decorative Metal Finishes **1**
Plastic Finishes **2**
Featured Products **3 - 4**
Feature: Kitchen Sink Suite **5**
Feature: Mountain ReVive™ **6**
Duet Finish Collection **7 - 8**
Product Table of Contents **9 - 10**
Fixture Table of Contents **11 - 12**
Fixture Diagrams **13 - 23**

Kitchen Accessories

Title Page **42**
Duet Finishes - Sink Strainers **43 - 44**
Sink Strainers **45 - 48**
Waste Disposer Trims **49 - 53**
Waste Disposer Trim Parts **54**
Plastic Waste Disposer Trims **55**
Plastic Sink Strainers **55**
Air Gaps **56 - 57**
Sink Hole Cover **57**
Soap/Lotion Dispensers **58 - 59**

Shower Heads, Arms, Drains, Grids, & Accessories

Title Page **114**
Mountain Re-Vive™ Shower Products
Shower Heads **115 - 120**
Shower Arms **121 - 126**
Hand Showers **127 - 131**
Shower Rails **132 - 134**
Mountain Re-Vive™ Shower Drains
Select Series **135 - 136**
Shower Grids **137 - 140**
Shower Drain Bodies **139**
Complete Shower Drains **141 - 142**

Product Table of Contents

Explore through our product category sections above to find the Mountain Plumbing part to put the finishing touch on all of your projects.



Fixture Planning Diagrams

Use our fixture planning diagrams to simplify your product selection and complete your design.

Pages 13 - 23

Decorative Lavatory Drains

Title Page **226**

Decorative Drains for Vessel, Glass, & Lavatory Sinks **227 - 234**

Lavatory Drain Parts **235 - 236**

Toilet Tank Levers

Title Page **250**

Kohler **251**

TOTO **252 - 253**

AXENT **253 - 254**

Icera **254**

Wax Rings **254**

Closing Sections

Index **282 - 284**

Installation Videos **285**

Customer Support **286**

CA Prop 65 Warning **287**

Terms & Conditions **288**

Limited Warranty **289 - 290**

Back Cover

Supply Kits & Parts

Title Page **160**

Supply Parts **161 - 164**

Lavatory Supply Kit

Angle/Straight **165 - 172**

Angle - Cover Tube **173 - 174**

Angle Sweat **175 - 177**

Lavatory Supply Kit - Bottle Trap

Angle/Straight **178 - 183**

Angle Sweat **184**

Lavatory Supply Kit - P-Trap (1-1/4")

Angle/Straight **184 - 188**

Angle/Straight Sweat **188 - 189**

Lavatory Supply Kit - P-Trap (1-1/2")

Angle/Straight **189 - 193**

Angle/Straight Sweat **194**

Lavatory Supply Kit New England

Angle/Straight **195 - 202**

Angle/Straight Sweat **203 - 206**

Toilet Supply Kits

Angle/Straight **207 - 214**

Angle - Cover Tube **215 - 216**

Angle/Straight Sweat **217 - 220**

Corrugated **221 - 225**

Decorative Lavatory Traps

Title Page **238**

Duet Finishes - Bottle Trap **239 - 240**

Bottle Traps **241 - 242**

P-Traps **243 - 246**

Lavatory Trap Parts **247 - 248**

Lavatory Space Saving Trap **248**

Bath Waste & Overflow

DoubleFlex™ Feature **255**

Immerse Feature **255**

Title Page **256**

DoubleFlex Adaptor **257**

Schedule 40 Cable Operated **258 - 260**

Schedule 20 Cable Operated **261 - 263**

Brass Cable Operated **264 - 266**

Cable Operated Body Only **266 - 267**

Cable Operated Trim Kits **268**

Brass Bath Waste & Overflow **269 - 270**

Exposed Bath Waste & Overflow **271 - 272**

Freestanding Bath Waste & Overflow **273**

BWO Plumber's Half Kits **274 - 276**

Bathtub Drains **277 - 279**

Tub Docking Station **279 - 280**

Bathtub

Bath Waste & Overflows **255 - 280**
Fixture Planning Diagrams **15 - 16**

Bathroom Sink

Soap/Lotion Dispensers **58 - 59**
Little Gourmet® Hot Water Dispenser **63**
Mountain Pure® Water Filtration **65 - 68**
Valves & Stops **144 - 158**
Lavatory Supply Parts **161 - 164**
Lavatory Supply Kits **165 - 206**
Decorative Lavatory Drains **226 - 236**
Decorative Lavatory Traps **238 - 248**
Lavatory Space Saving Trap **248**
Fixture Planning Diagram **18**

Shower

Mountain Re-Vive™ Shower Products **114 - 136**
Shower Grids & Drains **135 - 142**
Fixture Planning Diagram **17**

Pedestal Sink

Soap/Lotion Dispensers **58 - 59**
Valves & Stops **144 - 158**
Lavatory Supply Parts **161 - 164**
Lavatory Supply Kits **165 - 206**
Decorative Lavatory Drains **226 - 236**
Decorative Lavatory Traps **238 - 248**
Fixture Planning Diagram **19**

Fixture Table of Contents

Find all of the Mountain Plumbing Parts to put the finishing touch on all of your fixtures. Start with your fixture above to find the page sections for its associated parts.

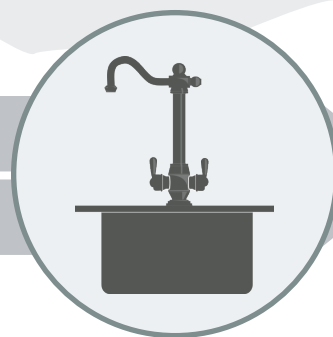
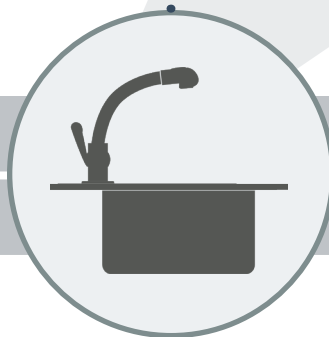
Toilet

Valves & Stops **144 - 158**
Toilet Supply Parts **161 - 164**
Toilet Supply Kits **207 - 225**
Toilet Tank Levers **250 - 254**
Wax Rings **254**
Fixture Planning Diagram **20**



Kitchen Sink

Perfect Grind® Waste Disposers **29 - 31**
Air Switches **32 - 39**
Sink Strainers & Disposer Trims **45 - 55**
Air Gaps & Sink Hole Cover **56 - 57**
Soap/Lotion Dispensers **58 - 59**
Little Gourmet® Hot Water Dispenser **63**
Mountain Chill® Water Chiller **64**
Mountain Pure® Water Filtration **65 - 68**
Hot Water Faucets **69 - 82**
Hot & Cold Water Faucets **83 - 96**
Point-of-Use Drinking Faucets **97 - 112**
Faucet Parts **113**
Valves & Stops **144 - 158**
Fixture Planning Diagram **22**



Bidet

Valves & Stops **144 - 158**
Toilet Supply Parts **161 - 164**
Toilet Supply Kits **207 - 225**
Wax Rings **254**
Fixture Planning Diagram **21**

Bar/Prep Sink

Perfect Grind® Waste Disposers **29 - 31**
Air Switches **32 - 39**
Sink Strainers & Disposer Trims **45 - 55**
Air Gaps & Sink Hole Cover **56 - 57**
Soap/Lotion Dispensers **58 - 59**
Little Gourmet® Hot Water Dispenser **63**
Mountain Chill® Water Chiller **64**
Mountain Pure® Water Filtration **65 - 68**
Hot Water Faucets **69 - 82**
Hot & Cold Water Faucets **83 - 96**
Point-of-Use Drinking Faucets **97 - 112**
Faucet Parts **113**
Valves & Stops **144 - 158**
Fixture Planning Diagram **23**



Fixture Planning Diagrams

Use our fixture planning diagrams to simplify your product selection and complete your design.

Pages 13 - 23

Simplify Product Selection and

Complete Your Design


We have created these easy-to-use Fixture Planning Diagrams for you to ensure nothing is forgotten in your project. Simply photocopy these pages or you can download and print the PDF's from our website, www.mountainplumbing.com. Then choose all of the items you need from our catalog or online, add the model numbers to your diagram, and order your products.

Product Order List

This lists the products from Mountain Plumbing available to accessorize you kitchen or bath fixture. The list is color coded so you know what is needed and what you can add.

Additional Angles

When needed, we show additional angles to your fixture to show products available and give you the most confidence when planning your project with Mountain Plumbing Products.



Project Details

Add all project related details here to keep your project's purchasing process organized.

Detailed Diagrams

Each fixture's diagram shows all fixtures in light gray and Mountain Plumbing Products in dark gray to help put our products in context of where they go in your project's design.

Product Key

Each numbered list item is color coded depending if it is required or not required. This key shows which color means what to make the question "what do I need?" easy to answer.

How-To Use Fixture Planning Diagrams

Step 1	Identify the fixture you want accessorize. Download and print the Fixture Planning Diagram from our website or photocopy it from this Price Book.
Step 2	Fill in the project details in the top right of the Fixture Planning Diagram. This helps keep your project organized.
Step 3	Review your fixtures diagram and product list and circle the kitchen and bath products you want for your fixture.
Step 4	Use the Mountain Plumbing Fixture Table of Contents on pages 9 and 10 to browse and select your products for each kitchen and bath product you wanted in step 3. Place each product's model number in the spaces provided on your Fixture Planning Diagram.
Step 5	All done! All that's left is to order your Mountain Plumbing Products and complete your design.

Fixture Planning Diagrams

Section Contents

Bathtub **15**

Freestanding Bathtub **16**

Shower Stall **17**

Bath Sink **18**

Pedestal Sink **19**

Toilet **20**

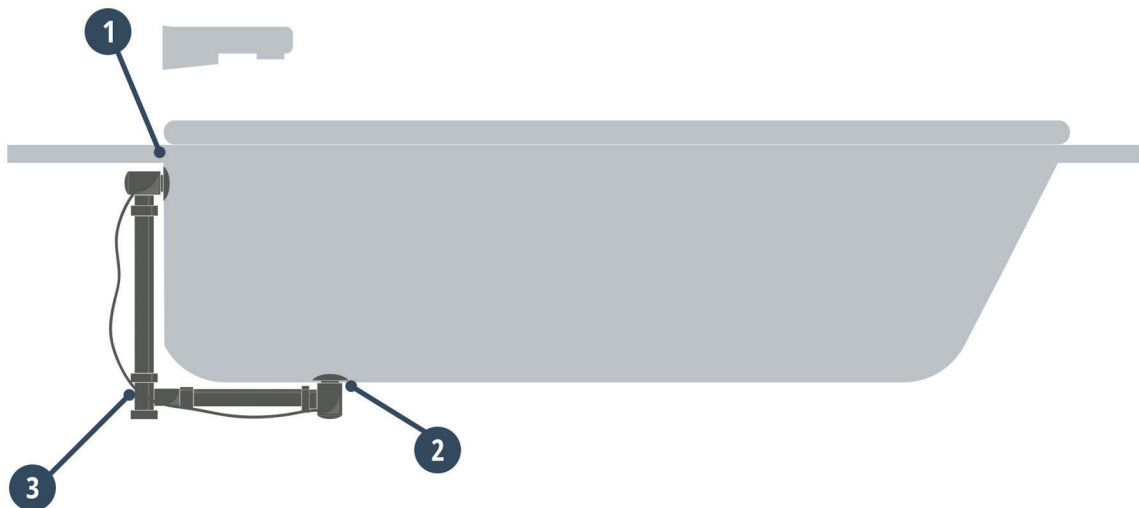
Bidet **21**

Kitchen Sink **22**

Bar/Prep Sink **23**

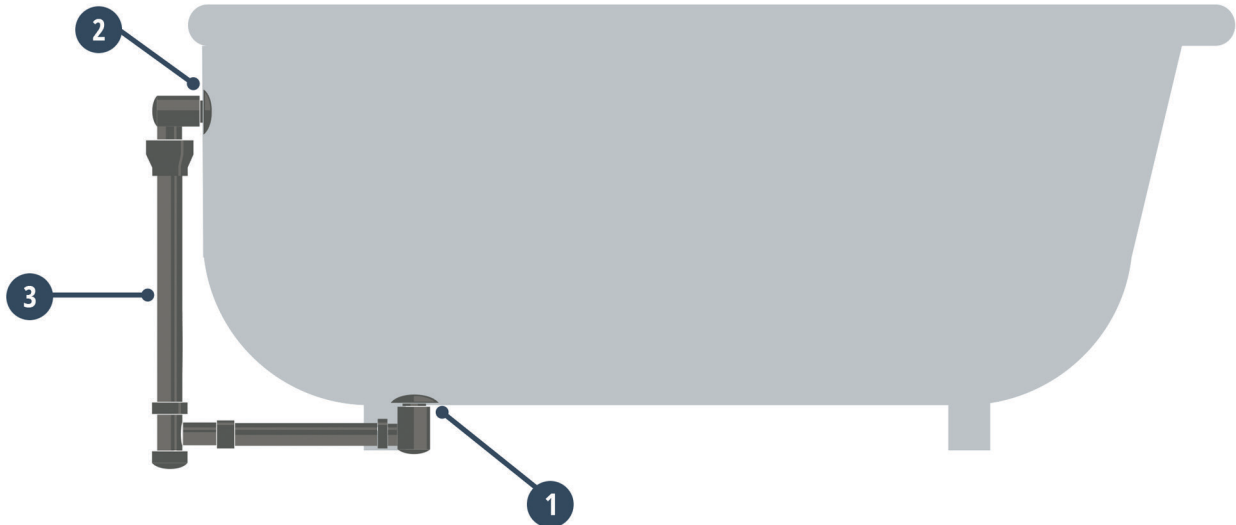
Project Location: _____
 Date: _____
 Customer Name: _____
 Sales Order Number: _____

1. Overflow Trim _____
2. Drain Trim _____
3. Bath Waste & Overflow* _____



Project Location: _____
 Date: _____
 Customer Name: _____
 Sales Order Number: _____

1. Overflow Trim _____
2. Drain Trim _____
3. Bath Waste & Overflow* _____



Mandatory

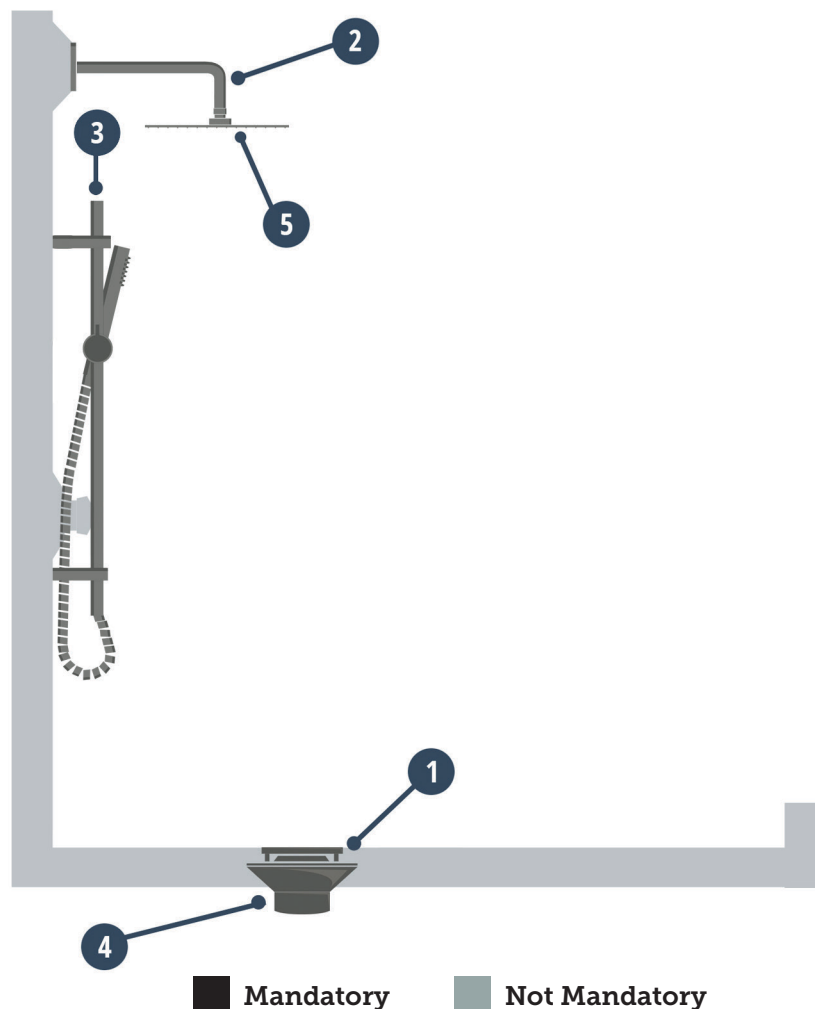


Not Mandatory

***Available as a Complete Kit**

Project Location: _____
 Date: _____
 Customer Name: _____
 Sales Order Number: _____

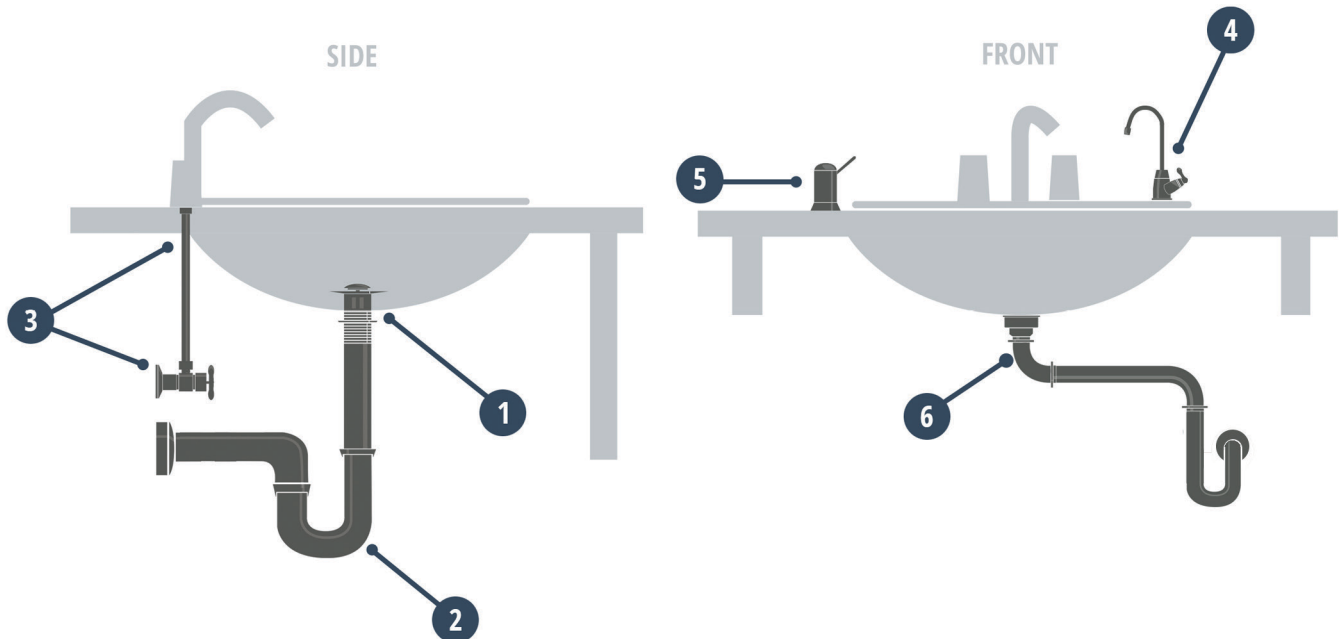
1. Drain Grid* _____
2. Shower Arm _____
3. Shower Rail & Handshower _____
4. Drain Body* _____
5. Shower Head _____



*Available as a Complete Kit

Project Location: _____
 Date: _____
 Customer Name: _____
 Sales Order Number: _____

1. Lavatory Drain (with or without Overflow)* _____
2. Lavatory Trap* _____
3. Lavatory Supply Kit* _____
4. Point-of-Use Faucet _____
5. Soap/Lotion Dispenser _____
6. Lavatory Space Saving Trap _____



Mandatory



Not Mandatory

*Available as a Complete Kit

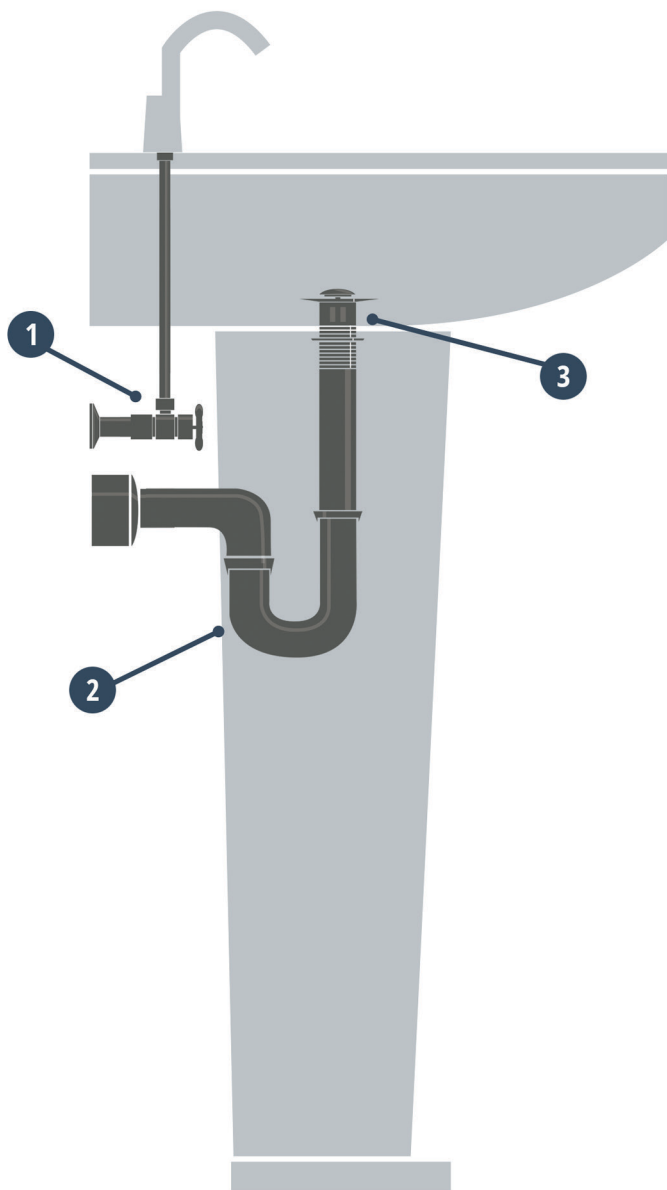
Project Location: _____

Date: _____

Customer Name: _____

Sales Order Number: _____

1. Lavatory Supply Kit _____
2. Decorative Lavatory Trap _____
3. Complete Lavatory Drain _____



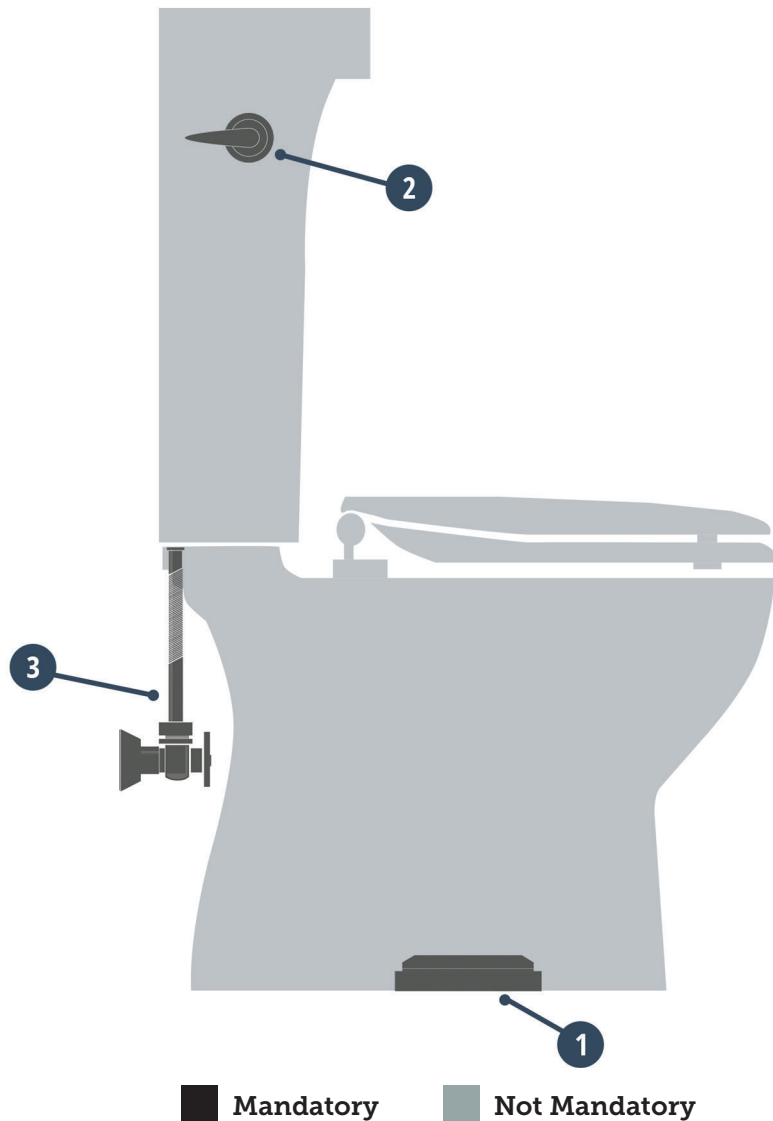
Mandatory



Not Mandatory

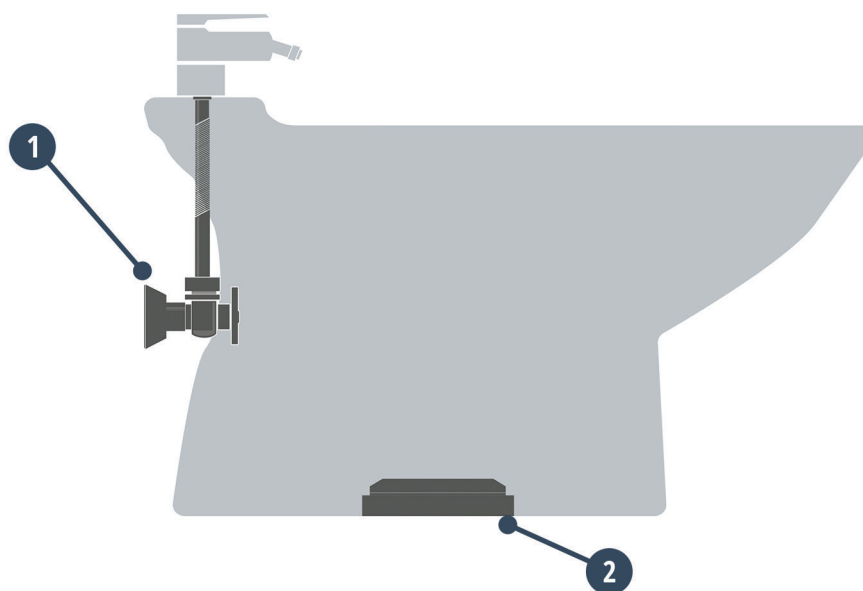
Project Location: _____
 Date: _____
 Customer Name: _____
 Sales Order Number: _____

1. Wax Ring _____
2. Toilet Tank Lever _____
3. Toilet Supply Kit _____



Project Location: _____
 Date: _____
 Customer Name: _____
 Sales Order Number: _____

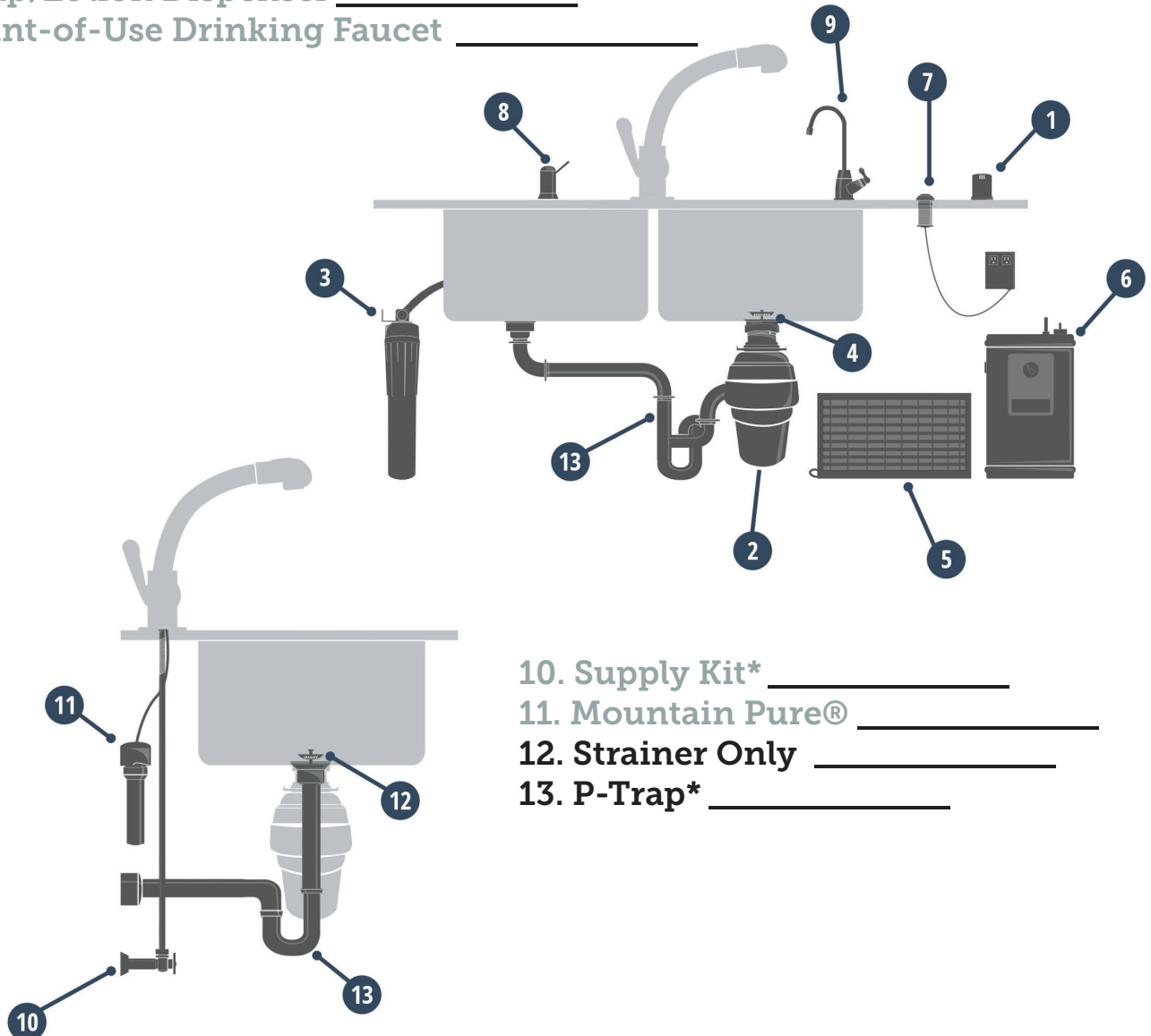
1. Toilet Supply Kit _____
2. Wax Ring _____



 **Mandatory**  **Not Mandatory**

Project Location: _____
 Date: _____
 Customer Name: _____
 Sales Order Number: _____

1. Kitchen Sink Accessories _____
2. Perfect Grind® _____
3. Full Flow Water Filter _____
4. Waste Disposer Trim _____
5. Mountain Chill® _____
6. Little Gourmet® _____
7. Air Switch _____
8. Soap/Lotion Dispenser _____
9. Point-of-Use Drinking Faucet _____



10. Supply Kit* _____
11. Mountain Pure® _____
12. Strainer Only _____
13. P-Trap* _____

■ Mandatory

■ Not Mandatory

*Available as a Complete Kit

Bar/Prep Sink

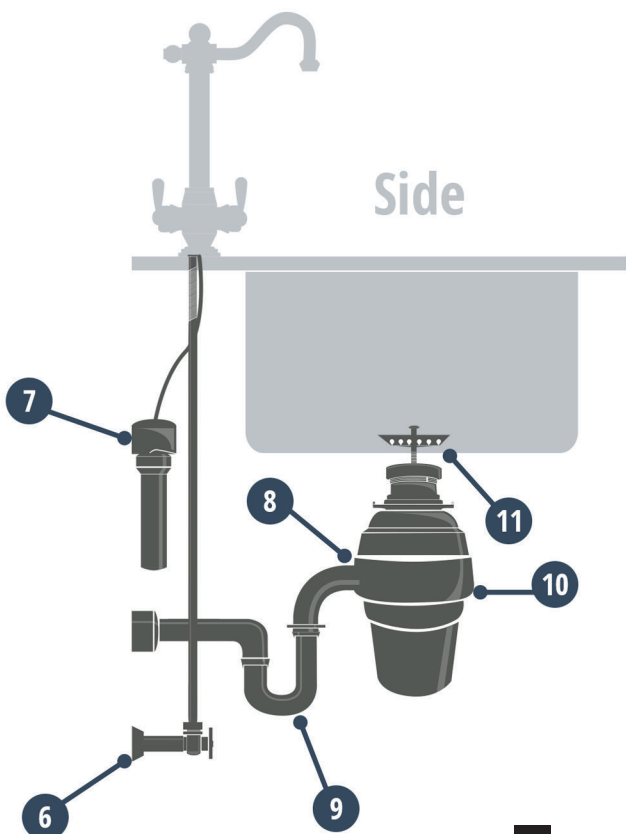
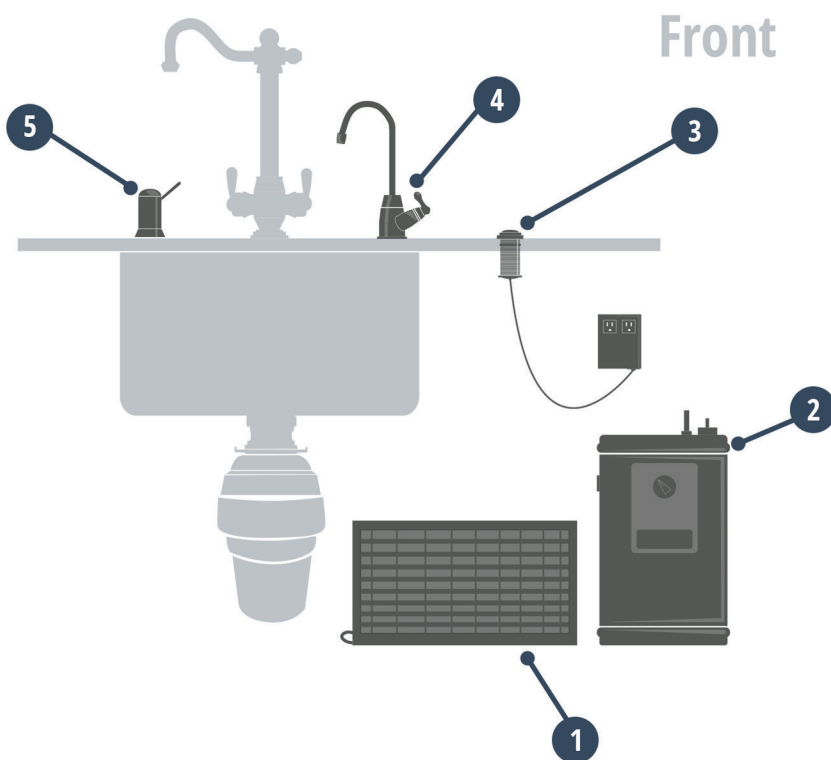
Project Location: _____

Date: _____

Customer Name: _____

Sales Order Number: _____

1. Mountain Chill® _____
2. Little Gourmet® _____
3. Air Switch _____
4. Point-of-Use Drinking Faucet _____
5. Soap/Lotion Dispenser _____



6. Supply Kit _____
7. Mountain Pure® _____
8. Arm & Flanges _____
9. P-Trap _____
10. Perfect Grind® _____
11. Bar Sink Strainer _____



Mandatory

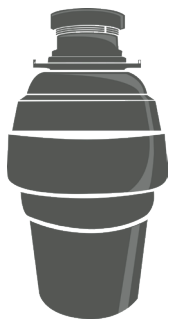


Not Mandatory

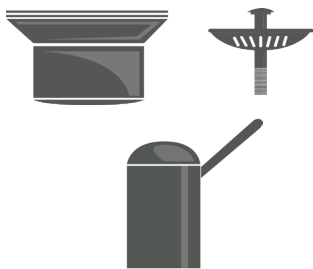
Notes:

Water Appliances

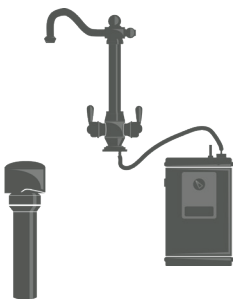
Contents



Perfect Grind® Waste Disposers & Accessories
26 - 40



Kitchen Accessories
42 - 59



Filters, Faucets, & Other Water Appliances
60 - 113

Perfect Grind® Waste Disposers & Accessories

Section Contents

Water Appliances Introduction **25**

Duet Finishes - Air Switch **27 - 28**

Perfect Grind® Waste Disposers **29 - 31**

Air Switches **32 - 39**

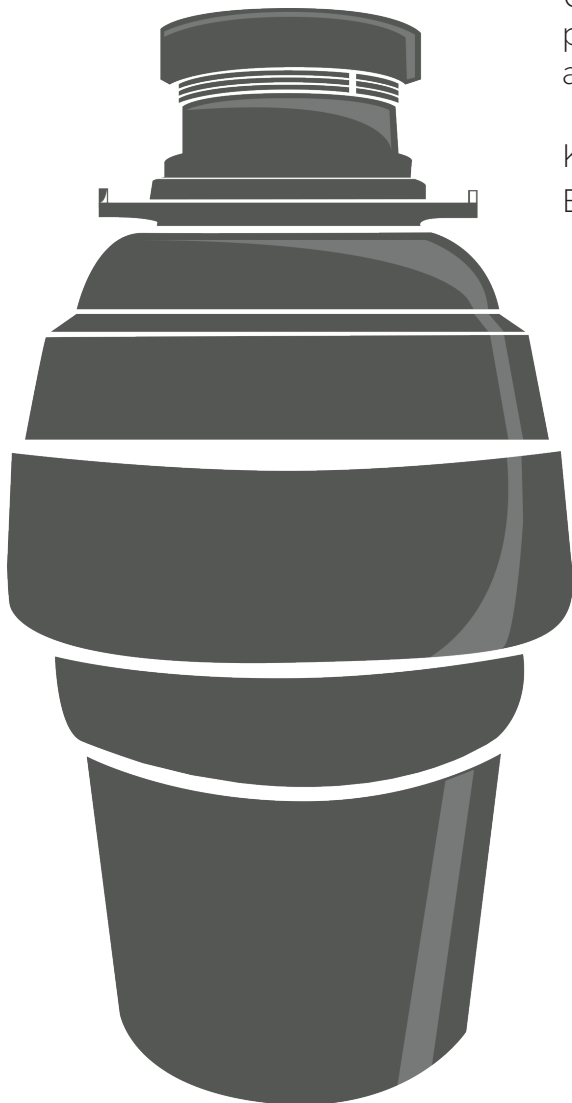
Complete Kitchen Sink Packages **40**

Fixture Planning Diagrams

Use the kitchen sink and bar/prep sink fixture planning diagram to simplify your product selection and complete your design.

Kitchen Sink Fixture Planning Diagram **22**

Bar/Prep Sink Fixture Planning Diagram **23**





Air Switch Duet Finishes

Mountain Plumbing's Duet Finish Collection highlights elements of your kitchen and bath design to give a truly balanced and unique look.

Available on the MT957R & MT964K Air Switch

Page 33 & 35

Ordering Duet Products

All Duet products come with Matte Black as the base finish.
To order please use the following three step instructions:

1. Find the Product You Want in a Duet Finish			2. Select Accent Finish & Use Model # Below to Order			
Standard Model #	Product Name	Page	Brushed Nickel	Polished Chrome	Polished Nickel	Champagne Bronze
MT2000-2	Decorative Bottle Trap with Clean-Out Plug	232	MT2000-2D/BRN	MT2000-2D/CPB	MT2000-2D/PN	MT2000-2D/CHBRZ
MT5003L-NL	Lever Handle Angle Valve	146	MT5003L-NLD/BRN	MT5003L-NLD/CPB	MT5003L-NLD/PN	MT5003L-NLD/CHBRZ
MT300	Classic 3-1/2" Deluxe Stemball Kitchen Strainer	45	MT300D/BRN	MT300D/CPB	MT300D/PN	MT300D/CHBRZ
MT200EV	Complete Stopper & Strainer Unit Waste Disposer Trim	49	MT200EVD/BRN	MT200EVD/CPB	MT200EVD/PN	MT200EVD/CHBRZ
MT202	Extended Flange Stopper & Strainer Unit Waste Disposer Trim	49	MT202D/BRN	MT202D/CPB	MT202D/PN	MT202D/CHBRZ
MT957R	Round Deluxe Raised Air Switch with Freedom Mount	33	MT957RD/BRN	MT957RD/CPB	MT957RD/PN	MT957RD/CHBRZ
MT964K	Round Deluxe Knurled Raised Air Switch with Freedom Mount	35	MT964KD/BRN	MT964KD/CPB	MT964KD/PN	MT964KD/CHBRZ
MT1820-NL	Hot Water Faucet - Contemporary Round Body (120° Spout)	71	MT1820-NLD/PVDBRN	MT1820-NLD/CPB	MT1820-NLD/PVDPN	MT1820-NLD/CHBRZ
MT1830-NL	Hot Water Faucet - Contemporary Round Body (90° Spout)	71	MT1830-NLD/PVDBRN	MT1830-NLD/CPB	MT1830-NLD/PVDPN	MT1830-NLD/CHBRZ
MT1840-NL	Hot Water Faucet - Contemporary Round Body	73	MT1840-NLD/PVDBRN	MT1840-NLD/CPB	MT1840-NLD/PVDPN	MT1840-NLD/CHBRZ
MT1821-NL	Hot & Cold Faucet - Contemporary Round Body (120° Spout)	71	MT1821-NLD/PVDBRN	MT1821-NLD/CPB	MT1821-NLD/PVDPN	MT1821-NLD/CHBRZ
MT1831-NL	Hot & Cold Faucet - Contemporary Round Body (90° Spout)	83	MT1831-NLD/PVDBRN	MT1831-NLD/CPB	MT1831-NLD/PVDPN	MT1831-NLD/CHBRZ
MT1841-NL	Hot & Cold Faucet - Contemporary Round Body	85	MT1841-NLD/PVDBRN	MT1841-NLD/CPB	MT1841-NLD/PVDPN	MT1841-NLD/CHBRZ
MT1823-NL	Point-of-Use Faucet - Contemporary Round Body (90° Spout)	71	MT1823-NLD/PVDBRN	MT1823-NLD/CPB	MT1823-NLD/PVDPN	MT1823-NLD/CHBRZ
MT1833-NL	Point-of-Use Faucet - Contemporary Round Body (90° Spout)	95	MT1833-NLD/PVDBRN	MT1833-NLD/CPB	MT1833-NLD/PVDPN	MT1833-NLD/CHBRZ
MT1843-NL	Point-of-Use Faucet - Contemporary Round Body	97	MT1843-NLD/PVDBRN	MT1843-NLD/CPB	MT1843-NLD/PVDPN	MT1843-NLD/CHBRZ
Products with Knurling						
MT1820-NL	Hot Water Faucet - Contemporary Round Body (120° Spout)	71	MT1820-NLDK/PVDBRN	MT1820-NLDK/CPB	MT1820-NLDK/PVDPN	MT1820-NLDK/CHBRZ
MT1830-NL	Hot Water Faucet - Contemporary Round Body (90° Spout)	71	MT1830-NLDK/PVDBRN	MT1830-NLDK/CPB	MT1830-NLDK/PVDPN	MT1830-NLDK/CHBRZ
MT1840-NL	Hot Water Faucet - Contemporary Round Body	73	MT1840-NLDK/PVDBRN	MT1840-NLDK/CPB	MT1840-NLDK/PVDPN	MT1840-NLDK/CHBRZ
MT1821-NL	Hot & Cold Faucet - Contemporary Round Body (120° Spout)	71	MT1821-NLDK/PVDBRN	MT1821-NLDK/CPB	MT1821-NLDK/PVDPN	MT1821-NLDK/CHBRZ
MT1831-NL	Hot & Cold Faucet - Contemporary Round Body (90° Spout)	83	MT1831-NLDK/PVDBRN	MT1831-NLDK/CPB	MT1831-NLDK/PVDPN	MT1831-NLDK/CHBRZ
MT1841-NL	Hot & Cold Faucet - Contemporary Round Body	85	MT1841-NLDK/PVDBRN	MT1841-NLDK/CPB	MT1841-NLDK/PVDPN	MT1841-NLDK/CHBRZ
MT1823-NL	Point-of-Use Faucet - Contemporary Round Body (120° Spout)	71	MT1823-NLDK/PVDBRN	MT1823-NLDK/CPB	MT1823-NLDK/PVDPN	MT1823-NLDK/CHBRZ
MT1833-NL	Point-of-Use Faucet - Contemporary Round Body (90° Spout)	95	MT1833-NLDK/PVDBRN	MT1833-NLDK/CPB	MT1833-NLDK/PVDPN	MT1833-NLDK/CHBRZ
MT1843-NL	Point-of-Use Faucet - Contemporary Round Body	97	MT1843-NLDK/PVDBRN	MT1843-NLDK/CPB	MT1843-NLDK/PVDPN	MT1843-NLDK/CHBRZ

3a. Brushed Nickel - Find Prices & Order

Brushed Nickel	Price
MT2000-2D/BRN	\$ 507
MT5003L-NLD/BRN	\$ 229
MT300D/BRN	\$ 184
MT200EVD/BRN	\$ 188
MT202D/BRN	\$ 200
MT957RD/BRN	\$ 311
MT964KD/BRN	\$ 311
MT1820-NLD/PVDBRN	\$ 781
MT1830-NLD/PVDBRN	\$ 748
MT1840-NLD/PVDBRN	\$ 748
MT1821-NLD/PVDBRN	\$ 877
MT1831-NLD/PVDBRN	\$ 957
MT1841-NLD/PVDBRN	\$ 957
MT1823-NLD/PVDBRN	\$ 609
MT1833-NLD/PVDBRN	\$ 593
MT1843-NLD/PVDBRN	\$ 593
Products with Knurling	
MT1820-NLDK/PVDBRN	\$ 843
MT1830-NLDK/PVDBRN	\$ 810
MT1840-NLDK/PVDBRN	\$ 810
MT1821-NLDK/PVDBRN	\$ 947
MT1831-NLDK/PVDBRN	\$ 1049
MT1841-NLDK/PVDBRN	\$ 1049
MT1823-NLDK/PVDBRN	\$ 657
MT1833-NLDK/PVDBRN	\$ 655
MT1843-NLDK/PVDBRN	\$ 655

3b. Polished Chrome - Find Prices & Order

Brushed Nickel	Price
MT2000-2D/CPB	\$ 507
MT5003L-NLD/CPB	\$ 229
MT300D/CPB	\$ 184
MT200EVD/CPB	\$ 188
MT202D/CPB	\$ 200
MT957RD/CPB	\$ 311
MT964KD/CPB	\$ 311
MT1820-NLD/CPB	\$ 781
MT1830-NLD/CPB	\$ 748
MT1840-NLD/CPB	\$ 748
MT1821-NLD/CPB	\$ 877
MT1831-NLD/CPB	\$ 957
MT1841-NLD/CPB	\$ 957
MT1823-NLD/CPB	\$ 609
MT1833-NLD/CPB	\$ 593
MT1843-NLD/CPB	\$ 593
Products with Knurling	
MT1820-NLDK/CPB	\$ 843
MT1830-NLDK/CPB	\$ 810
MT1840-NLDK/CPB	\$ 810
MT1821-NLDK/CPB	\$ 947
MT1831-NLDK/CPB	\$ 1049
MT1841-NLDK/CPB	\$ 1049
MT1823-NLDK/CPB	\$ 657
MT1833-NLDK/CPB	\$ 655
MT1843-NLDK/CPB	\$ 655

3c. Polished Nickel - Find Prices & Order

Brushed Nickel	Price
MT2000-2D/PN	\$ 507
MT5003L-NLD/PN	\$ 229
MT300D/PN	\$ 184
MT200EVD/PN	\$ 188
MT202D/PN	\$ 200
MT957RD/PN	\$ 311
MT964KD/PN	\$ 311
MT1820-NLD/PVDPN	\$ 781
MT1830-NLD/PVDPN	\$ 748
MT1840-NLD/PVDPN	\$ 748
MT1821-NLD/PVDPN	\$ 877
MT1831-NLD/PVDPN	\$ 957
MT1841-NLD/PVDPN	\$ 957
MT1823-NLD/PVDPN	\$ 609
MT1833-NLD/PVDPN	\$ 593
MT1843-NLD/PVDPN	\$ 593
Products with Knurling	
MT1820-NLDK/PVDPN	\$ 843
MT1830-NLDK/PVDPN	\$ 810
MT1840-NLDK/PVDPN	\$ 810
MT1821-NLDK/PVDPN	\$ 947
MT1831-NLDK/PVDPN	\$ 1049
MT1841-NLDK/PVDPN	\$ 1049
MT1823-NLDK/PVDPN	\$ 657
MT1833-NLDK/PVDPN	\$ 655
MT1843-NLDK/PVDPN	\$ 655

3d. Champagne Bronze - Find Prices & Order

Brushed Nickel	Price
MT2000-2D/CHBRZ	\$ 507
MT5003L-NLD/CHBRZ	\$ 229
MT300D/CHBRZ	\$ 184
MT200EVD/CHBRZ	\$ 188
MT202D/CHBRZ	\$ 200
MT957RD/CHBRZ	\$ 311
MT964KD/CHBRZ	\$ 311
MT1820-NLD/CHBRZ	\$ 781
MT1830-NLD/CHBRZ	\$ 748
MT1840-NLD/CHBRZ	\$ 748
MT1821-NLD/CHBRZ	\$ 877
MT1831-NLD/CHBRZ	\$ 957
MT1841-NLD/CHBRZ	\$ 957
MT1823-NLD/CHBRZ	\$ 609
MT1833-NLD/CHBRZ	\$ 593
MT1843-NLD/CHBRZ	\$ 593
Products with Knurling	
MT1820-NLDK/CHBRZ	\$ 843
MT1830-NLDK/CHBRZ	\$ 810
MT1840-NLDK/CHBRZ	\$ 810
MT1821-NLDK/CHBRZ	\$ 947
MT1831-NLDK/CHBRZ	\$ 1049
MT1841-NLDK/CHBRZ	\$ 1049
MT1823-NLDK/CHBRZ	\$ 657
MT1833-NLDK/CHBRZ	\$ 655
MT1843-NLDK/CHBRZ	\$ 655



Perfect Grind
By Mountain Plumbing

Whether you are in the market for a waste disposer for easy clean-up and reduced waste or to help out the environment by reducing greenhouse gas emissions, having a high quality, high torque unit is the way to go. The Perfect Grind® is an incredible addition to any kitchen because it is so easy to use and its unparalleled quality will last for years to come. Both continuous and batch feed disposers are antimicrobial and have full sound insulation so they are whisper quiet and you don't need to worry about odor protection.

The Perfect Grind® is an exceptional choice for your home:

- Permanent magnet high RPM means high torque and less jams
- No name stamped into the rim of the flange, creating a smooth, clean look
- Stellar antimicrobial technology for odor protection
- No de-jamming tool is required, it is self sufficient
- Full sound insulation and safe for your septic system

Perfect Grind® comes with:

- Removable splash guard
- Thermoset polymer drain housing
- Permanently lubricated, sleeve type bearings
- Cast stainless steel impellers
- Stainless steel grind ring, balanced turntable, & balanced armature shaft
- Power cord factory installed
- ABS hopper & manual reset
- Rubberized Thermoplastic Housing (excluding MT333 and MT444 models)

**All Disposers Work with the
Elkay Perfect Drain**



Perfect Grind® Waste Disposer - Continuous Feed 3-Bolt Mount 1/3 HP

MT333-3CFWD3B

\$ 310

Features:

- Continuous Feed
- 1/3 HP
- 2500 RPM
- 3 Year Limited Replacement Warranty
- 110v
- 2 Amps
- 10.5 lbs
- 13-1/2" Tall X 5-11/16" Wide
- Factory Installed Power Cord Included

Perfect Grind® Waste Disposer - Continuous Feed 3-Bolt Mount 1/2 HP

MT444-3CFWD3B

\$ 378

Features:

- Continuous Feed
- 1/2 HP
- 2500 RPM
- 3 Year Limited Replacement Warranty
- 110v
- 2 Amps
- 10.6 lbs
- 13-1/2" Tall X 5-11/16" Wide
- Factory Installed Power Cord Included



**Perfect Grind® Waste
Disposer - Continuous
Feed 3-Bolt Mount 5/8 HP**

MT555-3CFWD3B \$ 446

Features:

- Continuous Feed
- 5/8 HP
- 2500 RPM
- 110v
- 4.5 Amps
- Lifetime Warranty
- 12.0 lbs
- 13-3/16" Tall X 7-5/8" Wide
- Factory Installed Power Cord Included

**Perfect Grind® Waste
Disposer - Continuous
Feed 3-Bolt Mount 3/4 HP**

MT666-3CFWD3B \$ 514

Features:

- Continuous Feed
- 3/4 HP
- 2500 RPM
- 110v
- 6.5 Amps
- Lifetime Warranty
- 13.0 lbs
- 14-1/8" Tall X 7-5/8" Wide
- Factory Installed Power Cord Included

**Perfect Grind® Waste
Disposer - Continuous
Feed 3-Bolt Mount 1-1/4 HP**

MT888-3CFWD3B \$ 608

Features:

- Continuous Feed
- 1-1/4 HP
- 2500 RPM
- 110v
- 7 Amps
- Lifetime Warranty
- 13.5 lbs
- 14-1/8" Tall X 7-5/8" Wide
- Factory Installed Power Cord Included



Rubber Splashguard

MT568-SPLASHGUARD \$ 10
Replacement for Perfect Grind®
3-Bolt Mount Waste Disposers



**Scan the QR Code to
Watch Our Perfect Grind®
Installation Video**




Perfect Grind
By Mountain Plumbing

Perfect Grinding System

Perfect Grind System can efficiently grind the toughest bones faster and finer than any other brand food waste disposer in the market and is safe for any properly sized septic system. Wear resistant and corrosion proof...makes our disposer the plumber's choice.

- Stainless Steel, High Precision, High Speed Dynamic Balanced Grinding Turntable
- Stainless Steel, Dual Swivel Anti Jam Impellers Never Jam and Will Not Break
- Stainless Steel Grinding Rings
- Specially Designed Large Opening, Round Holes, and Arch Cutters
- Corrosion Proof Stainless Steel Grind Components



Corrosion Proof Grinding Chamber

- Grind chamber is constructed with the proven durability of glass filled nylon for lasting performance and is treated with BioGuard Antimicrobial Odor Protection.





Round "Classic" Waste Disposer Air Switch with Direct Plug-In

MT951

Mountain Plumbing's "Classic" air switch provides safe, convenient disposer activation. No wet hands fear when turning on disposer. Perfect for island or other damp environment installations!

For use with ALL continuous feed waste disposers with attached power cords. When disposer is operating, the other plug will not have power.

- Round Style Push Button with 1-3/8" Mounting Hole
- Fits 1-1/2" Thick Deck
- No Tools Required for Installation
- Air Actuated
- UL Approved

Standard Finishes

MT951/BRN	Brushed Nickel	\$ 171
MT951/BRS	Brushed Stainless	\$ 160
MT951/CHBRZ	Champagne Bronze	\$ 295
MT951/CPB	Polished Chrome	\$ 144
MT951/MB	Matte Black	\$ 225
MT951/ORB	Oil Rubbed Bronze	\$ 181
MT951/PN	Polished Nickel	\$ 171
MT951/VB	Venetian Bronze	\$ 181

Group 1 Finishes

All Group 1 Finishes	\$ 225
----------------------	---------------

Group 2 Finishes

All Group 2 Finishes	\$ 295
----------------------	---------------

Plastic Finishes

MT951/BL	Black	\$ 130
MT951/BT	Biscuit	\$ 130
MT951/WH	White	\$ 130



Round "Classic" Waste Disposer Air Switch with Freedom Mount

MT953

Mountain Plumbing's "Classic" air switch provides safe, convenient disposer activation. No wet hands fear when turning on disposer. Perfect for island or other damp environment installations!

For use with ALL continuous feed waste disposers. Mounts on cabinet wall and plugs directly into receptacle.

- Round Style Push Button with 1-3/8" Mounting Hole
- Freedom to mount anywhere w/ attached cord
- Fits 1-1/2" Thick Deck
- No Tools Required for Installation
- Air Actuated
- UL Approved

Standard Finishes

MT953/BRN	Brushed Nickel	\$ 171
MT953/BRS	Brushed Stainless	\$ 160
MT953/CHBRZ	Champagne Bronze	\$ 295
MT953/CPB	Polished Chrome	\$ 144
MT953/MB	Matte Black	\$ 225
MT953/ORB	Oil Rubbed Bronze	\$ 181
MT953/PN	Polished Nickel	\$ 171
MT953/VB	Venetian Bronze	\$ 181

Group 1 Finishes

All Group 1 Finishes	\$ 225
----------------------	---------------

Group 2 Finishes

All Group 2 Finishes	\$ 295
----------------------	---------------

Plastic Finishes

MT953/BL	Black	\$ 130
MT953/BT	Biscuit	\$ 130
MT953/WH	White	\$ 130



Round "Deluxe" Flush Waste Disposer Air Switch with Freedom Mount

MT957

Mountain Plumbing's "Deluxe" Flush air switch provides safe, convenient disposer activation. No wet hands fear when turning on the disposer. Perfect for island or other damp environment installations.

For use with ALL continuous feed waste disposers. Box mounts on cabinet wall and plugs directly into outlet.

- Round Flush style button with 1-3/8" mounting hole
- Freedom to mount box anywhere
- Fits 2" thick deck
- Solid brass construction
- No tools required for installation
- Air actuated
- UL approved

Standard Finishes

MT957/BRN	Brushed Nickel	\$ 232
MT957/BRS	Brushed Stainless	\$ 226
MT957/CHBRZ	Champagne Bronze	\$ 385
MT957/CPB	Polished Chrome	\$ 218
MT957/MB	Matte Black	\$ 305
MT957/ORB	Oil Rubbed Bronze	\$ 239
MT957/PN	Polished Nickel	\$ 232
MT957/ULB	Unlacquered Brass	\$ 218
MT957/VB	Venetian Bronze	\$ 239

Group 1 Finishes

All Group 1 Finishes	\$ 316
----------------------	---------------

Group 2 Finishes

All Group 2 Finishes	\$ 385
----------------------	---------------



Duet

Round "Deluxe" Raised Waste Disposer Air Switch with Freedom Mount

MT957R

Mountain Plumbing's "Deluxe" Raised air switch provides safe, convenient disposer activation. No wet hands fear when turning on the disposer. Perfect for island or other damp environment installations.

For use with ALL continuous feed waste disposers. Box mounts on cabinet wall and plugs directly into outlet.

- Round Raised style button with 1-3/8" mounting hole
- Freedom to mount box anywhere
- Fits 2" thick deck
- Solid brass construction
- No tools required for installation
- Air actuated
- UL approved

Standard Finishes

MT957R/BRN	Brushed Nickel	\$ 232
MT957R/BRS	Brushed Stainless	\$ 226
MT957R/CHBRZ	Champagne Bronze	\$ 385
MT957R/CPB	Polished Chrome	\$ 218
MT957R/MB	Matte Black	\$ 305
MT957R/ORB	Oil Rubbed Bronze	\$ 239
MT957R/PN	Polished Nickel	\$ 232
MT957R/ULB	Unlacquered Brass	\$ 218
MT957R/VB	Venetian Bronze	\$ 239

Group 1 Finishes

All Group 1 Finishes	\$ 316
----------------------	---------------

Group 2 Finishes

All Group 2 Finishes	\$ 385
----------------------	---------------

Duet Finishes

(Matte Black is the Base Color for All Duet Products)

MT957RD/BRN	Brushed Nickel	\$ 311
MT957RD/CHBRZ	Champagne Bronze	\$ 311
MT957RD/CPB	Polished Chrome	\$ 311
MT957RD/PN	Polished Nickel	\$ 311



Square "Deluxe" Flush Waste Disposer Air Switch with Freedom Mount

MT962

Mountain Plumbing's "Deluxe" Flush air switch provides safe, convenient disposer activation. No wet hands fear when turning on disposer. Perfect for island or other damp environment installations!

For use with ALL continuous feed waste disposers with attached power cords. When disposer is operating, the other plug will not have power.

- Square Style Push Button with 1-3/8" Mounting Hole
- Fits 2" Thick Deck
- No Tools Required for Installation
- Air Actuated
- UL Approved

Standard Finishes

MT962/BRN	Brushed Nickel	\$ 232
MT962/BRS	Brushed Stainless	\$ 226
MT962/CHBRZ	Champagne Bronze	\$ 385
MT962/CPB	Polished Chrome	\$ 218
MT962/MB	Matte Black	\$ 305
MT962/ORB	Oil Rubbed Bronze	\$ 239
MT962/PN	Polished Nickel	\$ 232
MT962/ULB	Unlacquered Brass	\$ 218
MT962/VB	Venetian Bronze	\$ 239

Group 1 Finishes

All Group 1 Finishes	\$ 316
----------------------	---------------

Group 2 Finishes

All Group 2 Finishes	\$ 385
----------------------	---------------



Square "Deluxe" Raised Waste Disposer Air Switch with Freedom Mount

MT962R

Mountain Plumbing's "Deluxe" Raised air switch provides safe, convenient disposer activation. No wet hands fear when turning on disposer. Perfect for island or other damp environment installations!

For use with ALL continuous feed waste disposers with attached power cords. When disposer is operating, the other plug will not have power.

- Square Style Push Button with 1-3/8" Mounting Hole
- Fits 2" Thick Deck
- No Tools Required for Installation
- Air Actuated
- UL Approved

Standard Finishes

MT962R/BRN	Brushed Nickel	\$ 232
MT962R/BRS	Brushed Stainless	\$ 226
MT962R/CHBRZ	Champagne Bronze	\$ 385
MT962R/CPB	Polished Chrome	\$ 218
MT962R/MB	Matte Black	\$ 305
MT962R/ORB	Oil Rubbed Bronze	\$ 239
MT962R/PN	Polished Nickel	\$ 232
MT962R/ULB	Unlacquered Brass	\$ 218
MT962R/VB	Venetian Bronze	\$ 239

Group 1 Finishes

All Group 1 Finishes	\$ 316
----------------------	---------------

Group 2 Finishes

All Group 2 Finishes	\$ 385
----------------------	---------------



Round "Deluxe" Knurled Raised Waste Disposer Air Switch with Freedom Mount

MT964K

Mountain Plumbing's "Deluxe" Knurled Raised air switch provides safe, convenient disposer activation. No wet hands fear when turning on the disposer. Perfect for island or other damp environment installations.

For use with ALL continuous feed waste disposers. Box mounts on cabinet wall and plugs directly into outlet.

- Round Raised style button with 1-3/8" mounting hole
- Freedom to mount box anywhere
- Fits 2" thick deck
- Solid brass construction
- No tools required for installation
- Air actuated
- UL approved

Standard Finishes

MT964K/BRN	Brushed Nickel	\$ 232
MT964K/BRS	Brushed Stainless	\$ 226
MT964K/CHBRZ	Champagne Bronze	\$ 385
MT964K/CPB	Polished Chrome	\$ 218
MT964K/MB	Matte Black	\$ 305
MT964K/ORB	Oil Rubbed Bronze	\$ 239
MT964K/PN	Polished Nickel	\$ 232
MT964K/ULB	Unlacquered Brass	\$ 218
MT964K/VB	Venetian Bronze	\$ 239

Group 1 Finishes

All Group 1 Finishes	\$ 316
----------------------	---------------

Group 2 Finishes

All Group 2 Finishes	\$ 385
----------------------	---------------

Duet Finishes

(Matte Black is the Base Color for All Duet Products)

MT964KD/BRN	Brushed Nickel	\$ 311
MT964KD/CHBRZ	Champagne Bronze	\$ 311
MT964KD/CPB	Polished Chrome	\$ 311
MT964KD/PN	Polished Nickel	\$ 311

Round "Deluxe" Traditional Raised Waste Disposer Air Switch with Freedom Mount

MT964T

Mountain Plumbing's "Deluxe" Traditional Raised air switch provides safe, convenient disposer activation. No wet hands fear when turning on the disposer. Perfect for island or other damp environment installations.

For use with ALL continuous feed waste disposers. Box mounts on cabinet wall and plugs directly into outlet.

- Round Raised style button with 1-3/8" mounting hole
- Freedom to mount box anywhere
- Fits 2" thick deck
- Solid brass construction
- No tools required for installation
- Air actuated
- UL approved

Standard Finishes

MT964T/BRN	Brushed Nickel	\$ 232
MT964T/BRS	Brushed Stainless	\$ 226
MT964T/CHBRZ	Champagne Bronze	\$ 385
MT964T/CPB	Polished Chrome	\$ 218
MT964T/MB	Matte Black	\$ 305
MT964T/ORB	Oil Rubbed Bronze	\$ 239
MT964T/PN	Polished Nickel	\$ 232
MT964T/ULB	Unlacquered Brass	\$ 218
MT964T/VB	Venetian Bronze	\$ 239

Group 1 Finishes

All Group 1 Finishes	\$ 316
----------------------	---------------

Group 2 Finishes

All Group 2 Finishes	\$ 385
----------------------	---------------



Disposer Air Switch Assembly – Direct Plug-In Box (No Button)

MT951/BOX

Mountain Plumbing's Direct Plug-In air switch box and air hose. This kit includes just the switch box and air hose for use with a Mountain Plumbing Classic or Deluxe air switch.

\$ 93



Disposer Air Switch Assembly – Freedom Mount Box (No Button)

MT953/BOX

Mountain Plumbing's Freedom Mount air switch box and air hose. This kit includes just the switch box and air hose for use with a Mountain Plumbing Classic or Deluxe air switch.

\$ 93



Replacement Round "Classic" Waste Disposer Air Switch

MT955

Mountain Plumbing's "Classic" air switch provides safe, convenient disposer activation. No wet hands fear when turning on disposer. Perfect for island or other damp environment installations!

For use with ALL continuous feed waste disposers. Round style button with 1-3/8" mounting hole.

- Fits 1-1/2" Thick Deck
- No Tools Required for Installation
- Air Actuated
- UL Approved

Replacement air switch for MT951, MT953, Insinkerator, and Franke push buttons.

Standard Finishes

MT955/BRN	Brushed Nickel	\$ 78
MT955/BRS	Brushed Stainless	\$ 66
MT955/CHBRZ	Champagne Bronze	\$ 202
MT955/CPB	Polished Chrome	\$ 50
MT955/MB	Matte Black	\$ 133
MT955/ORB	Oil Rubbed Bronze	\$ 88
MT955/PN	Polished Nickel	\$ 78
MT955/VB	Venetian Bronze	\$ 88

Group 1 Finishes

All Group 1 Finishes	\$ 133
----------------------	---------------

Group 2 Finishes

All Group 2 Finishes	\$ 202
----------------------	---------------

Plastic Finishes

MT955/BL	Black	\$ 38
MT955/BT	Biscuit	\$ 38
MT955/WH	White	\$ 38



Round Replacement "Deluxe" Flush Waste Disposer Air Switch Button

MT958

Mountain Plumbing's "Deluxe" Flush air switch provides safe, convenient disposer activation. No wet hands fear when turning on the disposer. Perfect for island or other damp environment installations.

Replacement air switch for Mountain Plumbing, Insinkerator, Franke, Cal Faucets, West Brass, Brasstech and Jaclo push buttons.

For use with ALL continuous feed waste disposers. Round style button with 1-3/8" mounting hole.

- Fits 2" thick deck
- Solid brass construction
- No tools required for installation
- Air actuated

Standard Finishes

MT958/BRN	Brushed Nickel	\$ 139
MT958/BRS	Brushed Stainless	\$ 133
MT958/CHBRZ	Champagne Bronze	\$ 292
MT958/CPB	Polished Chrome	\$ 125
MT958/MB	Matte Black	\$ 212
MT958/ORB	Oil Rubbed Bronze	\$ 146
MT958/PN	Polished Nickel	\$ 139
MT958/ULB	Unlacquered Brass	\$ 125
MT958/VB	Venetian Bronze	\$ 146

Group 1 Finishes

All Group 1 Finishes	\$ 223
----------------------	---------------

Group 2 Finishes

All Group 2 Finishes	\$ 292
----------------------	---------------



Duet

Round Replacement "Deluxe" Raised Waste Disposer Air Switch Button

MT958R

Mountain Plumbing's "Deluxe" Raised air switch provides safe, convenient disposer activation. No wet hands fear when turning on the disposer. Perfect for island or other damp environment installations.

Replacement air switch for Mountain Plumbing, Insinkerator, Franke, Cal Faucets, West Brass, Brasstech and Jaclo push buttons.

For use with ALL continuous feed waste disposers. Round style button with 1-3/8" mounting hole.

- Fits 2" thick deck
- Solid brass construction
- No tools required for installation
- Air actuated

Standard Finishes

MT958R/BRN	Brushed Nickel	\$ 139
MT958R/BRS	Brushed Stainless	\$ 133
MT958R/CHBRZ	Champagne Bronze	\$ 292
MT958R/CPB	Polished Chrome	\$ 125
MT958R/MB	Matte Black	\$ 212
MT958R/ORB	Oil Rubbed Bronze	\$ 146
MT958R/PN	Polished Nickel	\$ 139
MT958R/ULB	Unlacquered Brass	\$ 125
MT958R/VB	Venetian Bronze	\$ 146

Group 1 Finishes

All Group 1 Finishes	\$ 223
----------------------	---------------

Group 2 Finishes

All Group 2 Finishes	\$ 292
----------------------	---------------

Duet Finishes

(Matte Black is the Base Color for All Duet Products)

MT958RD/BRN	Brushed Nickel	\$ 218
MT958RD/CHBRZ	Champagne Bronze	\$ 218
MT958RD/CPB	Polished Chrome	\$ 218
MT958RD/PN	Polished Nickel	\$ 218



Square Replacement "Deluxe" Flush Waste Disposer Air Switch Button

MT963

Mountain Plumbing's "Deluxe" Flush air switch provides safe, convenient disposer activation. No wet hands fear when turning on the disposer. Perfect for island or other damp environment installations.

Replacement air switch for Mountain Plumbing, Insinkerator, Franke, Cal Faucets, West Brass, Brasstech and Jaclo push buttons.

For use with ALL continuous feed waste disposers. Square style button with 1-3/8" mounting hole.

- Fits 2" thick deck
- Solid brass construction
- No tools required for installation
- Air actuated

Standard Finishes

MT963/BRN	Brushed Nickel	\$ 139
MT963/BRS	Brushed Stainless	\$ 133
MT963/CHBRZ	Champagne Bronze	\$ 292
MT963/CPB	Polished Chrome	\$ 125
MT963/MB	Matte Black	\$ 212
MT963/ORB	Oil Rubbed Bronze	\$ 146
MT963/PN	Polished Nickel	\$ 139
MT963/ULB	Unlacquered Brass	\$ 125
MT963/VB	Venetian Bronze	\$ 146

Group 1 Finishes

All Group 1 Finishes	\$ 223
----------------------	---------------

Group 2 Finishes

All Group 2 Finishes	\$ 292
----------------------	---------------



Square Replacement "Deluxe" Raised Waste Disposer Air Switch Button

MT963R

Mountain Plumbing's "Deluxe" Raised air switch provides safe, convenient disposer activation. No wet hands fear when turning on the disposer. Perfect for island or other damp environment installations.

Replacement air switch for Mountain Plumbing, Insinkerator, Franke, Cal Faucets, West Brass, Brasstech and Jaclo push buttons.

For use with ALL continuous feed waste disposers. Square style button with 1-3/8" mounting hole.

- Fits 2" thick deck
- Solid brass construction
- No tools required for installation
- Air actuated

Standard Finishes

MT963R/BRN	Brushed Nickel	\$ 139
MT963R/BRS	Brushed Stainless	\$ 133
MT963R/CHBRZ	Champagne Bronze	\$ 292
MT963R/CPB	Polished Chrome	\$ 125
MT963R/MB	Matte Black	\$ 212
MT963R/ORB	Oil Rubbed Bronze	\$ 146
MT963R/PN	Polished Nickel	\$ 139
MT963R/ULB	Unlacquered Brass	\$ 125
MT963R/VB	Venetian Bronze	\$ 146

Group 1 Finishes

All Group 1 Finishes	\$ 223
----------------------	---------------

Group 2 Finishes

All Group 2 Finishes	\$ 292
----------------------	---------------



Round Replacement "Deluxe" Knurled Raised Waste Disposer Air Switch Button

MT959K

Mountain Plumbing's "Deluxe" Knurled Raised air switch provides safe, convenient disposer activation. No wet hands fear when turning on the disposer. Perfect for island or other damp environment installations.

Replacement air switch for Mountain Plumbing, Insinkerator, Franke, Cal Faucets, West Brass, Brasstech and Jaclo push buttons.

For use will ALL continuous feed waste disposers. Round style button with 1-3/8" mounting hole.

- Fits 2" thick deck
- Solid brass construction
- No tools required for installation
- Air actuated

Standard Finishes

MT959K/BRN	Brushed Nickel	\$ 145
MT959K/BRS	Brushed Stainless	\$ 140
MT959K/CHBRZ	Champagne Bronze	\$ 306
MT959K/CPB	Polished Chrome	\$ 132
MT959K/MB	Matte Black	\$ 222
MT959K/ORB	Oil Rubbed Bronze	\$ 154
MT959K/PN	Polished Nickel	\$ 145
MT959K/ULB	Unlacquered Brass	\$ 132
MT959K/VB	Venetian Bronze	\$ 154

Group 1 Finishes

All Group 1 Finishes	\$ 222
----------------------	---------------

Group 2 Finishes

All Group 2 Finishes	\$ 306
----------------------	---------------

Duet Finishes

(Matte Black is the Base Color for All Duet Products)

MT959KD/BRN	Brushed Nickel	\$ 228
MT959KD/CHBRZ	Champagne Bronze	\$ 228
MT959KD/CPB	Polished Chrome	\$ 228
MT959KD/PN	Polished Nickel	\$ 228



Round Replacement "Deluxe" Traditional Raised Waste Disposer Air Switch Button

MT959T

Mountain Plumbing's "Deluxe" Traditional Raised air switch provides safe, convenient disposer activation. No wet hands fear when turning on the disposer. Perfect for island or other damp environment installations.

Replacement air switch for Mountain Plumbing, Insinkerator, Franke, Cal Faucets, West Brass, Brasstech and Jaclo push buttons.

For use will ALL continuous feed waste disposers. Round style button with 1-3/8" mounting hole.

- Fits 2" thick deck
- Solid brass construction
- No tools required for installation
- Air actuated

Standard Finishes

MT959T/BRN	Brushed Nickel	\$ 145
MT959T/BRS	Brushed Stainless	\$ 140
MT959T/CHBRZ	Champagne Bronze	\$ 306
MT959T/CPB	Polished Chrome	\$ 132
MT959T/MB	Matte Black	\$ 222
MT959T/ORB	Oil Rubbed Bronze	\$ 154
MT959T/PN	Polished Nickel	\$ 145
MT959T/ULB	Unlacquered Brass	\$ 132
MT959T/VB	Venetian Bronze	\$ 154

Group 1 Finishes

All Group 1 Finishes	\$ 222
----------------------	---------------

Group 2 Finishes

All Group 2 Finishes	\$ 306
----------------------	---------------



Complete Kitchen Sink Packages



Single Bowl Kitchen Sink Package

MTSINK1

Package Includes:

- MT666-3CFWD3B
- MT200EV
- MT951

Standard Finishes

MTSINK1/BRN	Brushed Nickel	\$ 802
MTSINK1/BRS	Brushed Stainless	\$ 748
MTSINK1/CPB	Polished Chrome	\$ 770
MTSINK1/PN	Polished Nickel	\$ 802
MTSINK1/PVDORB*	PVD Oil Rubbed Bronze	\$ 855
MTSINK1/VB	Venetian Bronze	\$ 820

*Note: The MT951 will be ORB when ordering the PVDORB Package



Double Bowl Kitchen Sink Package

MTSINK2

Package Includes:

- MT666-3CFWD3B
- MT200EV
- MT951
- MT300

Standard Finishes

MTSINK2/BRN	Brushed Nickel	\$ 925
MTSINK2/BRS	Brushed Stainless	\$ 827
MTSINK2/CPB	Polished Chrome	\$ 889
MTSINK2/PN	Polished Nickel	\$ 925
MTSINK2/PVDORB*	PVD Oil Rubbed Bronze	\$ 1087
MTSINK2/VB	Venetian Bronze	\$ 950

*Note: The MT951 will be ORB when ordering the PVDORB Package

For Soap/Lotion Dispensers See Pages 58 - 59
For Filters, Faucets, & Water Appliances See Pages 60 - 113



Section Contents

Duet Finishes - Sink Strainers **43 - 44**

Sink Strainers **45 - 48**

Waste Disposer Trims **49 - 53**

Waste Disposer Trim Parts **54**

Plastic Waste Disposer Trims **55**

Plastic Sink Strainers **55**

Air Gaps **56 - 57**

Sink Hole Cover **57**



Soap/Lotion Dispensers **58 - 59**

Fixture Planning Diagrams

Use the kitchen sink and bar/prep sink fixture planning diagram to simplify your product selection and complete your design.

Kitchen Sink Fixture Planning Diagram **22**

Bar/Prep Sink Fixture Planning Diagram **23**





Sink Strainer Duet Finishes

Mountain Plumbing's Duet Finish Collection highlights elements of your kitchen and bath design to give a truly balanced and unique look.

Available on the MT300 Strainer, MT200EV Stopper & Strainer, and MT202 Stopper & Strainer
Pages 45 & 49

Ordering Duet Products

All Duet products come with Matte Black as the base finish.
To order please use the following three step instructions:

1. Find the Product You Want in a Duet Finish			2. Select Accent Finish & Use Model # Below to Order			
Standard Model #	Product Name	Page	Brushed Nickel	Polished Chrome	Polished Nickel	Champagne Bronze
MT2000-2	Decorative Bottle Trap with Clean-Out Plug	232	MT2000-2D/BRN	MT2000-2D/CPB	MT2000-2D/PN	MT2000-2D/CHBRZ
MT5003L-NL	Lever Handle Angle Valve	146	MT5003L-NLD/BRN	MT5003L-NLD/CPB	MT5003L-NLD/PN	MT5003L-NLD/CHBRZ
MT300	Classic 3-1/2" Deluxe Stemball Kitchen Strainer	45	MT300D/BRN	MT300D/CPB	MT300D/PN	MT300D/CHBRZ
MT200EV	Complete Stopper & Strainer Unit Waste Disposer Trim	49	MT200EVD/BRN	MT200EVD/CPB	MT200EVD/PN	MT200EVD/CHBRZ
MT202	Extended Flange Stopper & Strainer Unit Waste Disposer Trim	49	MT202D/BRN	MT202D/CPB	MT202D/PN	MT202D/CHBRZ
MT957R	Round Deluxe Raised Air Switch with Freedom Mount	33	MT957RD/BRN	MT957RD/CPB	MT957RD/PN	MT957RD/CHBRZ
MT964K	Round Deluxe Knurled Raised Air Switch with Freedom Mount	35	MT964KD/BRN	MT964KD/CPB	MT964KD/PN	MT964KD/CHBRZ
MT1820-NL	Hot Water Faucet - Contemporary Round Body (120° Spout)	71	MT1820-NLD/PVDBRN	MT1820-NLD/CPB	MT1820-NLD/PVDPN	MT1820-NLD/CHBRZ
MT1830-NL	Hot Water Faucet - Contemporary Round Body (90° Spout)	71	MT1830-NLD/PVDBRN	MT1830-NLD/CPB	MT1830-NLD/PVDPN	MT1830-NLD/CHBRZ
MT1840-NL	Hot Water Faucet - Contemporary Round Body	73	MT1840-NLD/PVDBRN	MT1840-NLD/CPB	MT1840-NLD/PVDPN	MT1840-NLD/CHBRZ
MT1821-NL	Hot & Cold Faucet - Contemporary Round Body (120° Spout)	71	MT1821-NLD/PVDBRN	MT1821-NLD/CPB	MT1821-NLD/PVDPN	MT1821-NLD/CHBRZ
MT1831-NL	Hot & Cold Faucet - Contemporary Round Body (90° Spout)	83	MT1831-NLD/PVDBRN	MT1831-NLD/CPB	MT1831-NLD/PVDPN	MT1831-NLD/CHBRZ
MT1841-NL	Hot & Cold Faucet - Contemporary Round Body	85	MT1841-NLD/PVDBRN	MT1841-NLD/CPB	MT1841-NLD/PVDPN	MT1841-NLD/CHBRZ
MT1823-NL	Point-of-Use Faucet - Contemporary Round Body (90° Spout)	71	MT1823-NLD/PVDBRN	MT1823-NLD/CPB	MT1823-NLD/PVDPN	MT1823-NLD/CHBRZ
MT1833-NL	Point-of-Use Faucet - Contemporary Round Body (90° Spout)	95	MT1833-NLD/PVDBRN	MT1833-NLD/CPB	MT1833-NLD/PVDPN	MT1833-NLD/CHBRZ
MT1843-NL	Point-of-Use Faucet - Contemporary Round Body	97	MT1843-NLD/PVDBRN	MT1843-NLD/CPB	MT1843-NLD/PVDPN	MT1843-NLD/CHBRZ
Products with Knurling						
MT1820-NL	Hot Water Faucet - Contemporary Round Body (120° Spout)	71	MT1820-NLDK/PVDBRN	MT1820-NLDK/CPB	MT1820-NLDK/PVDPN	MT1820-NLDK/CHBRZ
MT1830-NL	Hot Water Faucet - Contemporary Round Body (90° Spout)	71	MT1830-NLDK/PVDBRN	MT1830-NLDK/CPB	MT1830-NLDK/PVDPN	MT1830-NLDK/CHBRZ
MT1840-NL	Hot Water Faucet - Contemporary Round Body	73	MT1840-NLDK/PVDBRN	MT1840-NLDK/CPB	MT1840-NLDK/PVDPN	MT1840-NLDK/CHBRZ
MT1821-NL	Hot & Cold Faucet - Contemporary Round Body (120° Spout)	71	MT1821-NLDK/PVDBRN	MT1821-NLDK/CPB	MT1821-NLDK/PVDPN	MT1821-NLDK/CHBRZ
MT1831-NL	Hot & Cold Faucet - Contemporary Round Body (90° Spout)	83	MT1831-NLDK/PVDBRN	MT1831-NLDK/CPB	MT1831-NLDK/PVDPN	MT1831-NLDK/CHBRZ
MT1841-NL	Hot & Cold Faucet - Contemporary Round Body	85	MT1841-NLDK/PVDBRN	MT1841-NLDK/CPB	MT1841-NLDK/PVDPN	MT1841-NLDK/CHBRZ
MT1823-NL	Point-of-Use Faucet - Contemporary Round Body (120° Spout)	71	MT1823-NLDK/PVDBRN	MT1823-NLDK/CPB	MT1823-NLDK/PVDPN	MT1823-NLDK/CHBRZ
MT1833-NL	Point-of-Use Faucet - Contemporary Round Body (90° Spout)	95	MT1833-NLDK/PVDBRN	MT1833-NLDK/CPB	MT1833-NLDK/PVDPN	MT1833-NLDK/CHBRZ
MT1843-NL	Point-of-Use Faucet - Contemporary Round Body	97	MT1843-NLDK/PVDBRN	MT1843-NLDK/CPB	MT1843-NLDK/PVDPN	MT1843-NLDK/CHBRZ

3a. Brushed Nickel - Find Prices & Order

Brushed Nickel	Price
MT2000-2D/BRN	\$ 507
MT5003L-NLD/BRN	\$ 229
MT300D/BRN	\$ 184
MT200EVD/BRN	\$ 188
MT202D/BRN	\$ 200
MT957RD/BRN	\$ 311
MT964KD/BRN	\$ 311
MT1820-NLD/PVDBRN	\$ 781
MT1830-NLD/PVDBRN	\$ 748
MT1840-NLD/PVDBRN	\$ 748
MT1821-NLD/PVDBRN	\$ 877
MT1831-NLD/PVDBRN	\$ 957
MT1841-NLD/PVDBRN	\$ 957
MT1823-NLD/PVDBRN	\$ 609
MT1833-NLD/PVDBRN	\$ 593
MT1843-NLD/PVDBRN	\$ 593
Products with Knurling	
MT1820-NLDK/PVDBRN	\$ 843
MT1830-NLDK/PVDBRN	\$ 810
MT1840-NLDK/PVDBRN	\$ 810
MT1821-NLDK/PVDBRN	\$ 947
MT1831-NLDK/PVDBRN	\$ 1049
MT1841-NLDK/PVDBRN	\$ 1049
MT1823-NLDK/PVDBRN	\$ 657
MT1833-NLDK/PVDBRN	\$ 655
MT1843-NLDK/PVDBRN	\$ 655

3b. Polished Chrome - Find Prices & Order

Brushed Nickel	Price
MT2000-2D/CPB	\$ 507
MT5003L-NLD/CPB	\$ 229
MT300D/CPB	\$ 184
MT200EVD/CPB	\$ 188
MT202D/CPB	\$ 200
MT957RD/CPB	\$ 311
MT964KD/CPB	\$ 311
MT1820-NLD/CPB	\$ 781
MT1830-NLD/CPB	\$ 748
MT1840-NLD/CPB	\$ 748
MT1821-NLD/CPB	\$ 877
MT1831-NLD/CPB	\$ 957
MT1841-NLD/CPB	\$ 957
MT1823-NLD/CPB	\$ 609
MT1833-NLD/CPB	\$ 593
MT1843-NLD/CPB	\$ 593
Products with Knurling	
MT1820-NLDK/CPB	\$ 843
MT1830-NLDK/CPB	\$ 810
MT1840-NLDK/CPB	\$ 810
MT1821-NLDK/CPB	\$ 947
MT1831-NLDK/CPB	\$ 1049
MT1841-NLDK/CPB	\$ 1049
MT1823-NLDK/CPB	\$ 657
MT1833-NLDK/CPB	\$ 655
MT1843-NLDK/CPB	\$ 655

3c. Polished Nickel - Find Prices & Order

Brushed Nickel	Price
MT2000-2D/PN	\$ 507
MT5003L-NLD/PN	\$ 229
MT300D/PN	\$ 184
MT200EVD/PN	\$ 188
MT202D/PN	\$ 200
MT957RD/PN	\$ 311
MT964KD/PN	\$ 311
MT1820-NLD/PVDPN	\$ 781
MT1830-NLD/PVDPN	\$ 748
MT1840-NLD/PVDPN	\$ 748
MT1821-NLD/PVDPN	\$ 877
MT1831-NLD/PVDPN	\$ 957
MT1841-NLD/PVDPN	\$ 957
MT1823-NLD/PVDPN	\$ 609
MT1833-NLD/PVDPN	\$ 593
MT1843-NLD/PVDPN	\$ 593
Products with Knurling	
MT1820-NLDK/PVDPN	\$ 843
MT1830-NLDK/PVDPN	\$ 810
MT1840-NLDK/PVDPN	\$ 810
MT1821-NLDK/PVDPN	\$ 947
MT1831-NLDK/PVDPN	\$ 1049
MT1841-NLDK/PVDPN	\$ 1049
MT1823-NLDK/PVDPN	\$ 657
MT1833-NLDK/PVDPN	\$ 655
MT1843-NLDK/PVDPN	\$ 655

3d. Champagne Bronze - Find Prices & Order

Brushed Nickel	Price
MT2000-2D/CHBRZ	\$ 507
MT5003L-NLD/CHBRZ	\$ 229
MT300D/CHBRZ	\$ 184
MT200EVD/CHBRZ	\$ 188
MT202D/CHBRZ	\$ 200
MT957RD/CHBRZ	\$ 311
MT964KD/CHBRZ	\$ 311
MT1820-NLD/CHBRZ	\$ 781
MT1830-NLD/CHBRZ	\$ 748
MT1840-NLD/CHBRZ	\$ 748
MT1821-NLD/CHBRZ	\$ 877
MT1831-NLD/CHBRZ	\$ 957
MT1841-NLD/CHBRZ	\$ 957
MT1823-NLD/CHBRZ	\$ 609
MT1833-NLD/CHBRZ	\$ 593
MT1843-NLD/CHBRZ	\$ 593
Products with Knurling	
MT1820-NLDK/CHBRZ	\$ 843
MT1830-NLDK/CHBRZ	\$ 810
MT1840-NLDK/CHBRZ	\$ 810
MT1821-NLDK/CHBRZ	\$ 947
MT1831-NLDK/CHBRZ	\$ 1049
MT1841-NLDK/CHBRZ	\$ 1049
MT1823-NLDK/CHBRZ	\$ 657
MT1833-NLDK/CHBRZ	\$ 655
MT1843-NLDK/CHBRZ	\$ 655



Classic - 3-1/2" Deluxe Stemball Kitchen Sink Strainer

MT300

Stainless Steel Flange and Strainer features spring-loaded center post. Available in multiple finishes to match your kitchen and/or bar/prep sink fixtures.

- Stainless Steel Spring-Loaded Center Post
- Polypropylene body
- Fits standard sink drain openings that measure 3-1/2" to 4" in diameter
- Can fit sinks up to 1-3/16" thick. Sinks thicker than this will require BRBOLT/90 Extension Screw (shown below)

Standard Finishes

MT300/BRN	Brushed Nickel	\$ 117
MT300/BRS	Brushed Stainless	\$ 74
MT300/CHBRZ	Champagne Bronze	\$ 223
MT300/CPB	Polished Chrome	\$ 112
MT300/MB	Matte Black	\$ 160
MT300/ORB	Oil Rubbed Bronze	\$ 125
MT300/PN	Polished Nickel	\$ 117
MT300/PS	Polished Stainless Steel	\$ 49
MT300/PVDORB	PVD Oil Rubbed Bronze	\$ 223
MT300/VB	Venetian Bronze	\$ 125

Group 1 Finishes

All Group 1 Finishes	\$ 160
----------------------	--------

Group 2 Finishes

All Group 2 Finishes	\$ 223
----------------------	--------

Duet Finishes

(Matte Black is the Base Color for All Duet Products)

MT300D/BRN	Brushed Nickel	\$ 167
MT300D/CHBRZ	Champagne Bronze	\$ 167
MT300D/CPB	Polished Chrome	\$ 167
MT300D/PN	Polished Nickel	\$ 167



3-1/2" Deluxe Stemball Kitchen Sink Strainer - Basket Only

MT300BSK

Stainless Steel Strainer Basket features spring-loaded center post. Available in multiple finishes to match your kitchen and/or bar/prep sink fixtures.

- Stainless Steel Spring-Loaded Center Post
- This is the strainer basket only and does not include the flange

Standard Finishes

MT300BSK/BRN	Brushed Nickel	\$ 30
MT300BSK/BRS	Brushed Stainless	\$ 30
MT300BSK/CPB	Polished Chrome	\$ 30
MT300BSK/ORB	Oil Rubbed Bronze	\$ 30
MT300BSK/PN	Polished Nickel	\$ 30
MT300BSK/PS	Polished Stainless	\$ 30
MT300BSK/VB	Venetian Bronze	\$ 30



Extension Screw

BRBOLT/90

It measures 3.5" and is for the MT300, MT115, BWSTU, and BWSTUG.

\$ 18



3-1/2" Deluxe All Metal Kitchen Sink Strainer

MT303

Stainless Steel Flange, Strainer, and Body features spring-loaded center post. Available in multiple finishes to match your kitchen and/or bar/prep sink fixtures.

- Stainless Steel Spring-Loaded Center Post
- All Stainless Steel Body
- Fits standard sink drain openings that measure 3-1/2" to 4" in diameter

Standard Finishes

MT303/BRN	Brushed Nickel	\$ 159
MT303/BRS	Brushed Stainless	\$ 86
MT303/CHBRZ	Champagne Bronze	\$ 279
MT303/CPB	Polished Chrome	\$ 147
MT303/MB	Matte Black	\$ 203
MT303/ORB	Oil Rubbed Bronze	\$ 172
MT303/PN	Polished Nickel	\$ 159
MT303/VB	Venetian Bronze	\$ 172

Group 1 Finishes

All Group 1 Finishes	\$ 203
----------------------	--------

Group 2 Finishes

All Group 2 Finishes	\$ 279
----------------------	--------



Traditional - 3-1/2" Duo Basket Strainer for Kitchen Sink

MT8799

Stainless steel flange and strainer features a lift and lock stopper design that seals tightly. Available in multiple finishes to match your kitchen and/or bar/prep sink fixtures.

- Stainless steel drain body with brass locking ring and tail piece nut
- Can only fit sinks 7/8" thick
- Fits standard sink drain openings that measure 3-1/2" to 4" in diameter

Standard Finishes

MT8799/BRN	Brushed Nickel	\$ 128
MT8799/BRS	Brushed Stainless	\$ 82
MT8799/CHBRZ	Champagne Bronze	\$ 181
MT8799/CPB	Polished Chrome	\$ 87
MT8799/MB	Matte Black	\$ 152
MT8799/ORB	Oil Rubbed Bronze	\$ 137
MT8799/PN	Polished Nickel	\$ 128
MT8799/VB	Venetian Bronze	\$ 137

Group 1 Finishes

All Group 1 Finishes	\$ 152
----------------------	--------

Group 2 Finishes

All Group 2 Finishes	\$ 181
----------------------	--------



Contemporary - 3-1/2" Deluxe Stemball Kitchen Sink Strainer

MT310

Stainless steel flange and strainer features a spring-loaded center post. Available in multiple finishes to match your kitchen and/or bar/prep sink fixtures.

- Stainless steel spring-loaded center post
- Stainless steel body with deep cup/long shank design allows for easy installation on both standard and thicker sinks: varying thicknesses from stainless steel sinks up to thicker granite or fireclay sinks
- Brass tail piece nut
- Fits standard sink drain openings that measure 3-1/2" to 4" in diameter

Standard Finishes

MT310/BRN	Brushed Nickel	\$ 117
MT310/BRS	Brushed Stainless	\$ 74
MT310/CHBRZ	Champagne Bronze	\$ 219
MT310/CPB	Polished Chrome	\$ 112
MT310/MB	Matte Black	\$ 161
MT310/ORB	Oil Rubbed Bronze	\$ 125
MT310/PN	Polished Nickel	\$ 117
MT310/VB	Venetian Bronze	\$ 125

Group 1 Finishes

All Group 1 Finishes	\$ 161
----------------------	--------

Group 2 Finishes

All Group 2 Finishes	\$ 219
----------------------	--------



3-in-1 - 3-1/2" Kitchen Sink Strainer with Stopper Lid and Lift-Out Basket

MT115

Stainless steel flange features a secure lid to stop water and a lift-out basket to collect waste. Available in multiple finishes to match your kitchen and/or bar/prep sink fixtures.

- Heavy duty stainless steel stopper lid
- Stainless steel lift-out basket which is plated to match
- Polypropylene body
- Can fit sinks up to 1-3/16" thick. Sinks thicker than this will require BRBOLT/90 Extension Screw (shown below)
- Fits standard sink drain openings that measure 3-1/2" to 4" in diameter

Standard Finishes

MT115/BRN	Brushed Nickel	\$ 133
MT115/BRS	Brushed Stainless	\$ 122
MT115/CHBRZ	Champagne Bronze	\$ 215
MT115/CPB	Polished Chrome	\$ 110
MT115/MB	Matte Black	\$ 166
MT115/ORB	Oil Rubbed Bronze	\$ 151
MT115/PN	Polished Nickel	\$ 133
MT115/VB	Venetian Bronze	\$ 151

Group 1 Finishes

All Group 1 Finishes	\$ 166
----------------------	--------

Group 2 Finishes

All Group 2 Finishes	\$ 215
----------------------	--------



Extension Screw

BRBOLT/90

It measures 3.5" and is for the MT300, MT115, BWSTU, and BWSTUG.

\$ 18



2-1/2" Deluxe Stemball Bar Sink Strainer

MT700

A bar or prep sink strainer patterned after the popular MT300, the 2-1/2" Stainless Steel Flange and Strainer features spring-loaded center post. Available in multiple finishes to match your kitchen and/or bar/prep sink fixtures.

- Polypropylene Body
- Stainless Steel Spring-Loaded Center Post
- Fits a 2" Drain Opening

Standard Finishes

MT700/BRN	Brushed Nickel	\$ 100
MT700/BRS	Brushed Stainless	\$ 90
MT700/CHBRZ	Champagne Bronze	\$ 212
MT700/CPB	Polished Chrome	\$ 82
MT700/MB	Matte Black	\$ 151
MT700/ORB	Oil Rubbed Bronze	\$ 119
MT700/PN	Polished Nickel	\$ 100
MT700/PS	Polished Stainless	\$ 57
MT700/PVDORB	PVD Oil Rubbed Bronze	\$ 212
MT700/VB	Venetian Bronze	\$ 119

Group 1 Finishes

All Group 1 Finishes	\$ 151
----------------------	--------

Group 2 Finishes

All Group 2 Finishes	\$ 212
----------------------	--------



2-1/2" Brass Bar/Prep Strainer with Lift-Out Basket

MT710

2-1/2" standard brass bar or food prep sink strainer. Available in multiple finishes to match your kitchen and/or bar/prep sink fixtures.

- Made of Brass
- 2" Deep Removeable Strainer Basket
- Fits a 2" Drain Opening

This generous 2" deep removable strainer basket catches any debris. Does not have sealing function to hold water in sink.

Standard Finishes

MT710/BRN	Brushed Nickel	\$ 76
MT710/CHBRZ	Champagne Bronze	\$ 177
MT710/CPB	Polished Chrome	\$ 51
MT710/MB	Matte Black	\$ 137
MT710/ORB	Oil Rubbed Bronze	\$ 111
MT710/PN	Polished Nickel	\$ 76
MT710/ULB	Unlacquered Brass	\$ 51
MT710/VB	Venetian Bronze	\$ 111


Group 1 Finishes

All Group 1 Finishes	\$ 137
----------------------	--------

Group 2 Finishes

All Group 2 Finishes	\$ 177
----------------------	--------

Notes:



Classic - Complete Stopper & Strainer Unit Waste Disposer Trim

MT200EV

Match your waste disposer trim to your kitchen décor! The MT200EV is a complete strainer with collar that is compatible with continuous feed models only.

This stopper/strainer unit works with the following waste disposer models:

- Insinkerator (ISE) - old & new models
- Kenmore
- Maytag
- Ace
- Jenn-Air
- Kitchen Aid
- Whirlpool
- Perfect Grind® 3-Bolt Mount
- For disposers with 3-3/8" I.D. and 3 bolt mounting

Standard Finishes

MT200EV/BRN	Brushed Nickel	\$ 123
MT200EV/BRS	Brushed Stainless	\$ 79
MT200EV/CHBRZ	Champagne Bronze	\$ 232
MT200EV/CPB	Polished Chrome	\$ 119
MT200EV/MB	Matte Black	\$ 164
MT200EV/ORB	Oil Rubbed Bronze	\$ 130
MT200EV/PN	Polished Nickel	\$ 123
MT200EV/PS	Polished Stainless	\$ 78
MT200EV/PVDORB	PVD Oil Rubbed Bronze	\$ 232
MT200EV/VB	Venetian Bronze	\$ 130

Group 1 Finishes

All Group 1 Finishes	\$ 164
----------------------	---------------

Group 2 Finishes

All Group 2 Finishes	\$ 232
----------------------	---------------

Duet Finishes

(Matte Black is the Base Color for All Duet Products)

MT200EVD/BRN	Brushed Nickel	\$ 171
MT200EVD/CHBRZ	Champagne Bronze	\$ 171
MT200EVD/CPB	Polished Chrome	\$ 171
MT200EVD/PN	Polished Nickel	\$ 171



Classic - Complete Stopper & Strainer Unit Waste Disposer Trim - Extended Flange

MT202

Match your waste disposer trim to your kitchen décor! The MT202 is a complete strainer with collar that is compatible with continuous feed models only.

This stopper/strainer unit works with the same waste disposer models as the MT200EV:

Now matching waste disposer trim is available for use with your thicker fireclay sink.

- Disposer flange with extended throat for thicker sink installations
- Fits sinks up to 1-3/4" thick
- For disposer with 3-3/8" I.D. and 3 bolt mounting

Standard Finishes

MT202/BRN	Brushed Nickel	\$ 134
MT202/BRS	Brushed Stainless	\$ 92
MT202/CHBRZ	Champagne Bronze	\$ 246
MT202/CPB	Polished Chrome	\$ 131
MT202/MB	Matte Black	\$ 175
MT202/ORB	Oil Rubbed Bronze	\$ 142
MT202/PN	Polished Nickel	\$ 134
MT202/PS	Polished Stainless	\$ 90
MT202/PVDORB	PVD Oil Rubbed Bronze	\$ 246
MT202/VB	Venetian Bronze	\$ 142

Group 1 Finishes

All Group 1 Finishes	\$ 175
----------------------	---------------

Group 2 Finishes

All Group 2 Finishes	\$ 246
----------------------	---------------

Duet Finishes

(Matte Black is the Base Color for All Duet Products)

MT202D/BRN	Brushed Nickel	\$ 182
MT202D/CHBRZ	Champagne Bronze	\$ 182
MT202D/CPB	Polished Chrome	\$ 182
MT202D/PN	Polished Nickel	\$ 182



Traditional - Complete Stopper & Strainer Unit Waste Disposer Trim - Extended Flange

MT7799EV

Match your waste disposer trim to your kitchen décor! The MT7799EV is a complete strainer with collar that is compatible with continuous feed models only. This basket stopper style is only available in the extended flange and may be installed on thinner sinks with the use of the 3 bolts provided.

This stopper/strainer unit works with the following waste disposer models:

- Insinkerator (ISE) - old & new models
- Kenmore
- Maytag
- Ace
- Jenn-Air
- Kitchen Aid
- Whirlpool
- Perfect Grind® 3-Bolt Mount
- For disposers with 3-3/8" I.D. and 3 bolt mounting
- Includes 3 bolts to be used when installing on thinner sinks

Standard Finishes

MT7799EV/BRN	Brushed Nickel	\$ 134
MT7799EV/BRS	Brushed Stainless	\$ 92
MT7799EV/CHBRZ	Champagne Bronze	\$ 193
MT7799EV/CPB	Polished Chrome	\$ 98
MT7799EV/MB	Matte Black	\$ 163
MT7799EV/ORB	Oil Rubbed Bronze	\$ 142
MT7799EV/PN	Polished Nickel	\$ 134
MT7799EV/VB	Venetian Bronze	\$ 142

Group 1 Finishes

All Group 1 Finishes	\$ 163
----------------------	---------------

Group 2 Finishes

All Group 2 Finishes	\$ 193
----------------------	---------------



Contemporary - Complete Stopper & Strainer Unit Waste Disposer Trim

MT210EV

Match your waste disposer trim to your kitchen décor! The MT210EV is a complete strainer with collar that is compatible with continuous feed models only.

This stopper/strainer unit works with the following waste disposer models:

- Insinkerator (ISE) - old & new models
- Kenmore
- Maytag
- Ace
- Jenn-Air
- Kitchen Aid
- Whirlpool
- Perfect Grind® 3-Bolt Mount
- For disposers with 3-3/8" I.D. and 3 bolt mounting

Standard Finishes

MT210EV/BRN	Brushed Nickel	\$ 123
MT210EV/BRS	Brushed Stainless	\$ 79
MT210EV/CHBRZ	Champagne Bronze	\$ 232
MT210EV/CPB	Polished Chrome	\$ 117
MT210EV/MB	Matte Black	\$ 170
MT210EV/ORB	Oil Rubbed Bronze	\$ 130
MT210EV/PN	Polished Nickel	\$ 123
MT210EV/VB	Venetian Bronze	\$ 130

Group 1 Finishes

All Group 1 Finishes	\$ 170
----------------------	---------------

Group 2 Finishes

All Group 2 Finishes	\$ 232
----------------------	---------------



Contemporary - Complete Stopper & Strainer Unit Waste Disposer Trim - Extended Flange

MT212EV

Match your waste disposer trim to your kitchen décor! The MT212EV is a complete strainer with collar that is compatible with continuous feed models only.

This stopper/strainer unit works with the same waste disposer models as MT210EV.

Now matching waste disposer trim is available for use with your thicker fireclay sink

- Disposer flange with extended throat for thicker sink installations
- Fits sinks up to 1-3/4" thick
- For disposer with 3-3/8" I.D. and 3 bolt mounting

Standard Finishes

MT212EV/BRN	Brushed Nickel	\$ 134
MT212EV/BRS	Brushed Stainless	\$ 91
MT212EV/CHBRZ	Champagne Bronze	\$ 259
MT212EV/CPB	Polished Chrome	\$ 127
MT212EV/MB	Matte Black	\$ 193
MT212EV/ORB	Oil Rubbed Bronze	\$ 142
MT212EV/PN	Polished Nickel	\$ 134
MT212EV/VB	Venetian Bronze	\$ 142

Group 1 Finishes

All Group 1 Finishes **\$ 193**

Group 2 Finishes

All Group 2 Finishes **\$ 259**

Notes:



Complete Stopper & Strainer Unit Waste Disposer Trim

MT120EV

Match your waste disposer trim to your kitchen décor! The MT120EV is a complete strainer with collar that is compatible with continuous feed models only. This model only comes with the stopper lid and disposer flange; lift-out basket is not included.

This stopper/strainer unit works with the following waste disposer models:

- Insinkerator (ISE) - old & new models
- Kenmore
- Maytag
- Ace
- Jenn-Air
- Kitchen Aid
- Whirlpool
- Perfect Grind® 3-Bolt Mount
- For disposers with 3-3/8" I.D. and 3 bolt mounting

Standard Finishes

MT120EV/BRN	Brushed Nickel	\$ 116
MT120EV/BRS	Brushed Stainless	\$ 105
MT120EV/CHBRZ	Champagne Bronze	\$ 191
MT120EV/CPB	Polished Chrome	\$ 92
MT120EV/MB	Matte Black	\$ 149
MT120EV/ORB	Oil Rubbed Bronze	\$ 133
MT120EV/PN	Polished Nickel	\$ 116
MT120EV/VB	Venetian Bronze	\$ 133

Group 1 Finishes

All Group 1 Finishes	\$ 149
----------------------	--------

Group 2 Finishes

All Group 2 Finishes	\$ 191
----------------------	--------



3-in-1 Complete Stopper & Strainer Unit Waste Disposer Trim - Extended Flange

MT130

Match your waste disposer trim to your kitchen décor! The MT130 is a complete strainer with collar that is compatible with continuous feed models only. This stopper lid with lift-out basket style is only available in the extended flange and may be installed on thinner sinks with the use of the 3 bolts provided.

This stopper/strainer unit works with the following waste disposer models:

- Insinkerator (ISE) - old & new models
- Kenmore
- Maytag
- Ace
- Jenn-Air
- Kitchen Aid
- Whirlpool
- Perfect Grind® 3-Bolt Mount
- For disposers with 3-3/8" I.D. and 3 bolt mounting
- Includes 3 bolts to be used when installing on thinner sinks

Standard Finishes

MT130/BRN	Brushed Nickel	\$ 129
MT130/BRS	Brushed Stainless	\$ 96
MT130/CHBRZ	Champagne Bronze	\$ 216
MT130/CPB	Polished Chrome	\$ 106
MT130/MB	Matte Black	\$ 162
MT130/ORB	Oil Rubbed Bronze	\$ 147
MT130/PN	Polished Nickel	\$ 129
MT130/VB	Venetian Bronze	\$ 147

Group 1 Finishes

All Group 1 Finishes	\$ 162
----------------------	--------

Group 2 Finishes

All Group 2 Finishes	\$ 216
----------------------	--------



Waste Disposer Trim Collar with Matching Stopper

MT204

Match your waste disposer trim to your kitchen décor! The MT204 is a disposer collar and stopper that is compatible with continuous feed models only.



This collar and stopper works with the following waste disposer models:

- Insinkerator (ISE) - old & new models
- Kenmore
- Maytag
- Ace
- Jenn-Air
- Kitchen Aid
- Whirlpool
- Mountain Plumbing 3-Bolt Mount
- For disposer with 3-3/8" I.D. and 3 bolt mounting

Standard Finishes

MT204/BRN	Brushed Nickel	\$ 152
MT204/BRS	Brushed Stainless	\$ 132
MT204/CHBRZ	Champagne Bronze	\$ 313
MT204/CPB	Polished Chrome	\$ 131
MT204/MB	Matte Black	\$ 222
MT204/ORB	Oil Rubbed Bronze	\$ 184
MT204/PN	Polished Nickel	\$ 152
MT204/PS	Polished Stainless	\$ 117
MT204/PVDORB	PVD Oil Rubbed Bronze	\$ 313
MT204/VB	Venetian Bronze	\$ 184

Group 1 Finishes

All Group 1 Finishes	\$ 222
----------------------	--------

Group 2 Finishes

All Group 2 Finishes	\$ 313
----------------------	--------

Notes:



Waste Disposer Trim Collar

MT205

Match your waste disposer trim to your kitchen décor! The MT205 is a disposer collar that is compatible with continuous feed models only.

This collar works with the following waste disposer models:

- Insinkerator (ISE) - old & new models
- Kenmore
- Maytag
- Ace
- Jenn-Air
- Kitchen Aid
- Whirlpool
- Mountain Plumbing 3-Bolt Mount
- For disposer with 3-3/8" I.D. and 3 bolt mounting.

Standard Finishes

MT205/BRN	Brushed Nickel	\$ 85
MT205/BRS	Brushed Stainless	\$ 67
MT205/CHBRZ	Champagne Bronze	\$ 162
MT205/CPB	Polished Chrome	\$ 82
MT205/MB	Matte Black	\$ 114
MT205/ORB	Oil Rubbed Bronze	\$ 100
MT205/PN	Polished Nickel	\$ 85
MT205/PS	Polished Stainless	\$ 67
MT205/PVDORB	PVD Oil Rubbed Bronze	\$ 114
MT205/VB	Venetian Bronze	\$ 100

Group 1 Finishes

All Group 1 Finishes	\$ 114
----------------------	--------

Group 2 Finishes

All Group 2 Finishes	\$ 162
----------------------	--------



Waste Disposer Replacement Stopper

BWDS6818

- A replacement stopper for your waste disposer flange
- For continuous feed waste disposers only
- Fits ISE, Waste King Disposer Units, and Mountain Plumbing 3-Bolt Mount
- Available in multiple finishes

Standard Finishes

BWDS6818/BRN	Brushed Nickel	\$ 67
BWDS6818/BRS	Brushed Stainless	\$ 65
BWDS6818/CHBRZ	Champagne Bronze	\$ 151
BWDS6818/CPB	Polished Chrome	\$ 49
BWDS6818/MB	Matte Black	\$ 107
BWDS6818/ORB	Oil Rubbed Bronze	\$ 84
BWDS6818/PN	Polished Nickel	\$ 67
BWDS6818/PS	Polished Stainless	\$ 49
BWDS6818/PVDORB	PVD Oil Rubbed Bronze	\$ 107
BWDS6818/VB	Venetian Bronze	\$ 84

Group 1 Finishes

All Group 1 Finishes	\$ 107
----------------------	--------

Group 2 Finishes

All Group 2 Finishes	\$ 151
----------------------	--------



Plastic Molded Waste Disposer Trim Collar with Matching Stopper

BWDUF

Waste disposer trim in decorative colors to match your sink. Includes both flange trim and stopper-strainer. Will work with ISE Evolution disposer series and 3-Bolt Mount Disposers.

Unit is installed into existing flange and does not hold waste disposer.

Plastic Molded Finishes

BWDUF/BL	Black	\$ 40
BWDUF/BNE	Bone	\$ 40
BWDUF/BT	Biscuit	\$ 40
BWDUF/IW	Ice White	\$ 40
BWDUF/MB	Matte Black	\$ 40
BWDUF/ORB	Oil Rubbed Bronze	\$ 40
BWDUF/PW	Polar White	\$ 40



Decorative Plastic Garbage Disposer Flange with Stopper for Granite Sinks

BWDUFG

Waste disposer trim in multiple colors to match your granite sink. Includes both flange trim and stopper-strainer. Will work with ISE Evolution disposer series and 3-Bolt Mount Disposers.

Unit is installed into existing flange and does not hold waste disposer.

Plastic Molded Finishes

BWDUFG/CPNE	Champagne	\$ 64
BWDUFG/MLB	Matte Lava Black	\$ 64
BWDUFG/PWG	Polar White Granite	\$ 64
BWDUFG/SLB	Shiny Lava Black	\$ 64



Plastic Molded 3 1/2" Basket Strainer

BWSTU

This plastic molded 3-1/2" basket strainer comes with a stainless steel spring-loaded center post. Comes in multiple colors to match the color of your sink.

Kitchen sink strainer installs from above the sink. Center threaded ferrule draws top and bottom flanges together and will seal water in sink. No need to reach "hard-to-find" nut under sink - it's easy to install!

Plastic Molded Finishes

BWSTU/BL	Black	\$ 40
BWSTU/BNE	Bone	\$ 40
BWSTU/BT	Biscuit	\$ 40
BWSTU/IW	Ice White	\$ 40
BWSTU/MB	Matte Black	\$ 40
BWSTU/ORB	Oil Rubbed Bronze	\$ 40
BWSTU/PW	Polar White	\$ 40



Decorative Plastic Universal Basket Strainer for Granite Sinks

BWSTUG

This plastic molded 3-1/2" basket strainer comes with a stainless steel spring-loaded center post. Comes in multiple colors to match the color of your sink.

Kitchen sink strainer installs from above the sink. Center threaded ferrule draws top and bottom flanges together and will seal water in sink. No need to reach "hard-to-find" nut under sink - it's easy to install!

Plastic Molded Finishes

BWSTUG/CPNE	Champagne	\$ 64
BWSTUG/MLB	Matte Lava Black	\$ 64
BWSTUG/PWG	Polar White Granite	\$ 64
BWSTUG/SLB	Shiny Lava Black	\$ 64

**MT400U**

All Group 2 Finishes **\$ 97**



All Group 2 Finishes **\$ 84**



Square Air Gap Unit (cover & body)

MT500U

An air gap cover and body for dishwashers. Covers entire top of air gap body to eliminate any body show-through at the base!

- Dishwasher air gap with metal cover
- 1-3/8" hole required

Available in multiple finishes to match your kitchen fixtures.

Standard Finishes

MT500U/BRN	Brushed Nickel
MT500U/BRS	Brushed Stainless
MT500U/CHBRZ	Champagne Bronze
MT500U/CPB	Polished Chrome
MT500U/MB	Matte Black
MT500U/PN	Polished Nickel
MT500U/ULB	Unlacquered Brass

Group 1 Finishes

All Group 1 Finishes

Group 2 Finishes

All Group 2 Finishes

\$ 125

\$ 129

\$ 170

\$ 119

\$ 145

\$ 125

\$ 119

\$ 145

\$ 170



Square Universal Air Gap Cover (cover only)

BAGCUSQ

A square universal cover for dishwasher air gaps. Covers entire top of air gap body to eliminate any body show-through at the base!

Available in multiple finishes to match your kitchen fixtures.

Standard Finishes

BAGCUSQ/BRN	Brushed Nickel	\$ 112
BAGCUSQ/BRS	Brushed Stainless	\$ 116
BAGCUSQ/CHBRZ	Champagne Bronze	\$ 153
BAGCUSQ/CPB	Polished Chrome	\$ 106
BAGCUSQ/MB	Matte Black	\$ 130
BAGCUSQ/PN	Polished Nickel	\$ 112
BAGCUSQ/ULB	Unlacquered Brass	\$ 106

Group 1 Finishes

All Group 1 Finishes **\$ 130**

Group 2 Finishes

All Group 2 Finishes **\$ 153**

Sink Hole Cover

BTAPS50

- 2" Thread - a sink hole cover with a longer shank
- Fits 1-3/4" thick deck
- Multiple colors available to match your countertop

Standard Finishes

BTAPS50/BRN	Brushed Nickel	\$ 18
BTAPS50/BRS	Brushed Stainless Steel	\$ 18
BTAPS50/CHBRZ	Champagne Bronze	\$ 29
BTAPS50/MB	Matte Black	\$ 22
BTAPS50/SS	Stainless Steel	\$ 15

Group 1 Finishes

All Group 1 Finishes **\$ 22**

Group 2 Finishes

All Group 2 Finishes **\$ 29**

Other Finishes

BTAPS50/BL	Black	\$ 14
BTAPS50/BNE	Bone	\$ 14
BTAPS50/BT	Biscuit	\$ 14
BTAPS50/IW	Ice White	\$ 14
BTAPS50/PW	Polar White	\$ 14





Soap/Lotion Dispenser - Phoenix Style

MT100

- Phoenix style deck-mount soap/lotion dispenser features a solid brass pump-head and flange
- 16 oz. reservoir bottle
- Soap dispenser easily refills from above the countertop
- 1-1/8" diameter hole required
- Lifetime warranty on all pump mechanisms

Standard Finishes

MT100/BRN	Brushed Nickel	\$ 128
MT100/CHBRZ	Champagne Bronze	\$ 234
MT100/CPB	Polished Chrome	\$ 116
MT100/MB	Matte Black	\$ 167
MT100/ORB	Oil Rubbed Bronze	\$ 137
MT100/PN	Polished Nickel	\$ 128
MT100/ULB	Unlacquered Brass	\$ 116
MT100/VB	Venetian Bronze	\$ 137

Group 1 Finishes

All Group 1 Finishes	\$ 167
----------------------	--------

Group 2 Finishes

All Group 2 Finishes	\$ 234
----------------------	--------

Other Finishes

MT100/BT	Biscuit	\$ 166
MT100/IW	Ice White	\$ 166
MT100/PW	Polar White	\$ 166



Soap/Lotion Dispenser - Euro-Style

MT102

- Euro-style deck-mount soap/lotion dispenser features a solid brass pump-head and flange
- 16 oz. reservoir bottle
- Soap dispenser easily refills from above the countertop
- 1-1/8" diameter hole required
- Lifetime warranty on all pump mechanisms

Standard Finishes

MT102/BRN	Brushed Nickel	\$ 128
MT102/CHBRZ	Champagne Bronze	\$ 206
MT102/CPB	Polished Chrome	\$ 116
MT102/MB	Matte Black	\$ 182
MT102/ORB	Oil Rubbed Bronze	\$ 137
MT102/PN	Polished Nickel	\$ 128
MT102/SS	Stainless Steel	\$ 155
MT102/ULB	Unlacquered Brass	\$ 116
MT102/VB	Venetian Bronze	\$ 137

Group 1 Finishes

All Group 1 Finishes	\$ 182
----------------------	--------

Group 2 Finishes

All Group 2 Finishes	\$ 206
----------------------	--------



Soap/Lotion Dispenser - Designers Series

MT105

- Designers Series deck-mount soap/lotion dispenser features a solid brass pump-head and flange
- 16 oz. reservoir bottle
- Soap dispenser easily refills from above the countertop
- 1-1/8" diameter hole required
- Lifetime warranty on all pump mechanisms

Standard Finishes

MT105/BRN	Brushed Nickel	\$ 110
MT105/CHBRZ	Champagne Bronze	\$ 166
MT105/CPB	Polished Chrome	\$ 103
MT105/MB	Matte Black	\$ 141
MT105/ORB	Oil Rubbed Bronze	\$ 137
MT105/PN	Polished Nickel	\$ 110
MT105/ULB	Unlacquered Brass	\$ 103
MT105/VB	Venetian Bronze	\$ 137

Group 1 Finishes

All Group 1 Finishes	\$ 141
----------------------	--------

Group 2 Finishes

All Group 2 Finishes	\$ 166
----------------------	--------



Soap/Lotion Dispenser - Contemporary Square

MT106

- Contemporary Square deck-mount soap/lotion dispenser features a solid brass pump-head and flange
- 16 oz. reservoir bottle
- Soap dispenser easily refills from above the countertop
- 1-1/4" diameter hole required
- Lifetime warranty on all pump mechanisms

Standard Finishes

MT106/BRN	Brushed Nickel	\$ 273
MT106/CHBRZ	Champagne Bronze	\$ 407
MT106/CPB	Polished Chrome	\$ 236
MT106/MB	Matte Black	\$ 345
MT106/ORB	Oil Rubbed Bronze	\$ 308
MT106/PN	Polished Nickel	\$ 273
MT106/ULB	Unlacquered Brass	\$ 236
MT106/VB	Venetian Bronze	\$ 308

Group 1 Finishes

All Group 1 Finishes	\$ 345
----------------------	--------

Group 2 Finishes

All Group 2 Finishes	\$ 407
----------------------	--------



Soap/Lotion Dispenser - Contemporary

MT125

- Contemporary deck-mount soap/lotion dispenser features a solid brass pump-head and flange
- 16 oz. reservoir bottle
- Soap dispenser easily refills from above the countertop
- 1-1/8" diameter hole required
- Lifetime warranty on all pump mechanisms

Standard Finishes

MT125/BRN	Brushed Nickel	\$ 124
MT125/BRS	Brushed Stainless	\$ 118
MT125/CHBRZ	Champagne Bronze	\$ 234
MT125/CPB	Polished Chrome	\$ 113
MT125/MB	Matte Black	\$ 167
MT125/ORB	Oil Rubbed Bronze	\$ 148
MT125/PN	Polished Nickel	\$ 124
MT125/ULB	Unlacquered Brass	\$ 113
MT125/VB	Venetian Bronze	\$ 148

Group 1 Finishes

All Group 1 Finishes	\$ 167
----------------------	--------

Group 2 Finishes

All Group 2 Finishes	\$ 234
----------------------	--------



Soap/Lotion Dispenser - Traditional

MT127

- Traditional deck-mount soap/lotion dispenser features a solid brass pump-head and flange
- 16 oz. reservoir bottle
- Soap dispenser easily refills from above the countertop
- 1-1/8" diameter hole required
- Lifetime warranty on all pump mechanisms

Standard Finishes

MT127/BRN	Brushed Nickel	\$ 131
MT127/BRS	Brushed Stainless	\$ 124
MT127/CHBRZ	Champagne Bronze	\$ 241
MT127/CPB	Polished Chrome	\$ 118
MT127/MB	Matte Black	\$ 175
MT127/ORB	Oil Rubbed Bronze	\$ 155
MT127/PN	Polished Nickel	\$ 131
MT127/ULB	Unlacquered Brass	\$ 118
MT127/VB	Venetian Bronze	\$ 155

Group 1 Finishes

All Group 1 Finishes	\$ 175
----------------------	--------

Group 2 Finishes

All Group 2 Finishes	\$ 241
----------------------	--------

Filters, Faucets, & Water Appliances

Section Contents

Duet Finishes - Accessory Faucets **61 - 62**

Little Gourmet® Hot Water Dispenser **63**

Mountain Chill® Water Chiller **64**

Safety Valve-Leak Detector **64**

Mountain Pure® Water Filtration **65 - 68**

Hot Water Faucets Overview **69**

Francis Anthony Collection **70 - 78**

Additional Collections **78**

Francis Anthony + Little Gourmet® **79 - 82**

Hot & Cold Water Faucets Overview **83**

Francis Anthony Collection **84 - 92**

Additional Collections **92**

Francis Anthony + Little Gourmet® **93 - 96**

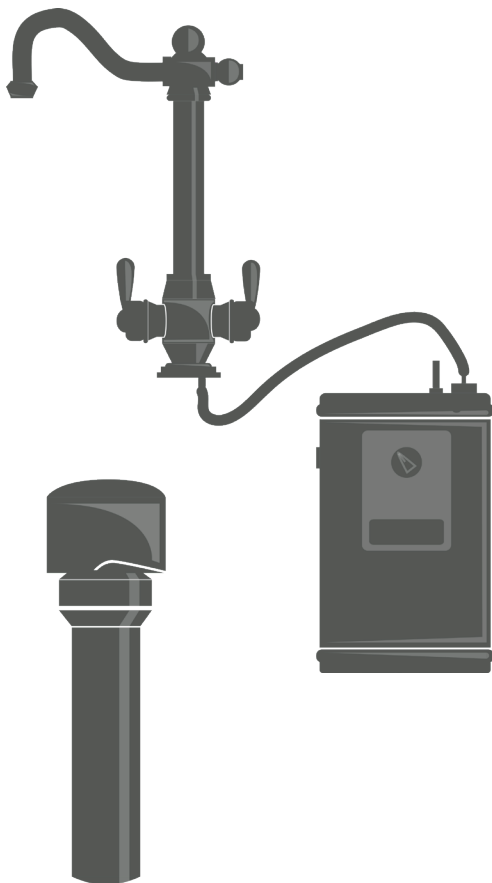
Point-of-Use Drinking Faucets Overview **97**

Francis Anthony Collection **98 - 106**

Additional Collections **107 - 108**

Francis Anthony + Mountain Pure® **109 - 112**

Faucet Air Gaps **113**



Fixture Planning Diagrams

Use the kitchen sink and bar/prep sink fixture planning diagram to simplify your product selection and complete your design.

Kitchen Sink Fixture Planning Diagram **22**

Bar/Prep Sink Fixture Planning Diagram **23**



Accessory Faucet Duet Finishes

Mountain Plumbing's Duet Finish Collection highlights elements of your kitchen and bath design to give a truly balanced and unique look.

Available on the MT1820, MT1830, & MT1840 Series Accessory Faucets

Pages 71 - 76, 85 - 90, 99 - 104

Ordering Duet Products

All Duet products come with Matte Black as the base finish.
To order please use the following three step instructions:

1. Find the Product You Want in a Duet Finish			2. Select Accent Finish & Use Model # Below to Order			
Standard Model #	Product Name	Page	Brushed Nickel	Polished Chrome	Polished Nickel	Champagne Bronze
MT2000-2	Decorative Bottle Trap with Clean-Out Plug	232	MT2000-2D/BRN	MT2000-2D/CPB	MT2000-2D/PN	MT2000-2D/CHBRZ
MT5003L-NL	Lever Handle Angle Valve	146	MT5003L-NLD/BRN	MT5003L-NLD/CPB	MT5003L-NLD/PN	MT5003L-NLD/CHBRZ
MT300	Classic 3-1/2" Deluxe Stemball Kitchen Strainer	45	MT300D/BRN	MT300D/CPB	MT300D/PN	MT300D/CHBRZ
MT200EV	Complete Stopper & Strainer Unit Waste Disposer Trim	49	MT200EVD/BRN	MT200EVD/CPB	MT200EVD/PN	MT200EVD/CHBRZ
MT202	Extended Flange Stopper & Strainer Unit Waste Disposer Trim	49	MT202D/BRN	MT202D/CPB	MT202D/PN	MT202D/CHBRZ
MT957R	Round Deluxe Raised Air Switch with Freedom Mount	33	MT957RD/BRN	MT957RD/CPB	MT957RD/PN	MT957RD/CHBRZ
MT964K	Round Deluxe Knurled Raised Air Switch with Freedom Mount	35	MT964KD/BRN	MT964KD/CPB	MT964KD/PN	MT964KD/CHBRZ
MT1820-NL	Hot Water Faucet - Contemporary Round Body (120° Spout)	71	MT1820-NLD/PVDBRN	MT1820-NLD/CPB	MT1820-NLD/PVDPN	MT1820-NLD/CHBRZ
MT1830-NL	Hot Water Faucet - Contemporary Round Body (90° Spout)	71	MT1830-NLD/PVDBRN	MT1830-NLD/CPB	MT1830-NLD/PVDPN	MT1830-NLD/CHBRZ
MT1840-NL	Hot Water Faucet - Contemporary Round Body	73	MT1840-NLD/PVDBRN	MT1840-NLD/CPB	MT1840-NLD/PVDPN	MT1840-NLD/CHBRZ
MT1821-NL	Hot & Cold Faucet - Contemporary Round Body (120° Spout)	71	MT1821-NLD/PVDBRN	MT1821-NLD/CPB	MT1821-NLD/PVDPN	MT1821-NLD/CHBRZ
MT1831-NL	Hot & Cold Faucet - Contemporary Round Body (90° Spout)	83	MT1831-NLD/PVDBRN	MT1831-NLD/CPB	MT1831-NLD/PVDPN	MT1831-NLD/CHBRZ
MT1841-NL	Hot & Cold Faucet - Contemporary Round Body	85	MT1841-NLD/PVDBRN	MT1841-NLD/CPB	MT1841-NLD/PVDPN	MT1841-NLD/CHBRZ
MT1823-NL	Point-of-Use Faucet - Contemporary Round Body (90° Spout)	71	MT1823-NLD/PVDBRN	MT1823-NLD/CPB	MT1823-NLD/PVDPN	MT1823-NLD/CHBRZ
MT1833-NL	Point-of-Use Faucet - Contemporary Round Body (90° Spout)	95	MT1833-NLD/PVDBRN	MT1833-NLD/CPB	MT1833-NLD/PVDPN	MT1833-NLD/CHBRZ
MT1843-NL	Point-of-Use Faucet - Contemporary Round Body	97	MT1843-NLD/PVDBRN	MT1843-NLD/CPB	MT1843-NLD/PVDPN	MT1843-NLD/CHBRZ
Products with Knurling						
MT1820-NL	Hot Water Faucet - Contemporary Round Body (120° Spout)	71	MT1820-NLDK/PVDBRN	MT1820-NLDK/CPB	MT1820-NLDK/PVDPN	MT1820-NLDK/CHBRZ
MT1830-NL	Hot Water Faucet - Contemporary Round Body (90° Spout)	71	MT1830-NLDK/PVDBRN	MT1830-NLDK/CPB	MT1830-NLDK/PVDPN	MT1830-NLDK/CHBRZ
MT1840-NL	Hot Water Faucet - Contemporary Round Body	73	MT1840-NLDK/PVDBRN	MT1840-NLDK/CPB	MT1840-NLDK/PVDPN	MT1840-NLDK/CHBRZ
MT1821-NL	Hot & Cold Faucet - Contemporary Round Body (120° Spout)	71	MT1821-NLDK/PVDBRN	MT1821-NLDK/CPB	MT1821-NLDK/PVDPN	MT1821-NLDK/CHBRZ
MT1831-NL	Hot & Cold Faucet - Contemporary Round Body (90° Spout)	83	MT1831-NLDK/PVDBRN	MT1831-NLDK/CPB	MT1831-NLDK/PVDPN	MT1831-NLDK/CHBRZ
MT1841-NL	Hot & Cold Faucet - Contemporary Round Body	85	MT1841-NLDK/PVDBRN	MT1841-NLDK/CPB	MT1841-NLDK/PVDPN	MT1841-NLDK/CHBRZ
MT1823-NL	Point-of-Use Faucet - Contemporary Round Body (120° Spout)	71	MT1823-NLDK/PVDBRN	MT1823-NLDK/CPB	MT1823-NLDK/PVDPN	MT1823-NLDK/CHBRZ
MT1833-NL	Point-of-Use Faucet - Contemporary Round Body (90° Spout)	95	MT1833-NLDK/PVDBRN	MT1833-NLDK/CPB	MT1833-NLDK/PVDPN	MT1833-NLDK/CHBRZ
MT1843-NL	Point-of-Use Faucet - Contemporary Round Body	97	MT1843-NLDK/PVDBRN	MT1843-NLDK/CPB	MT1843-NLDK/PVDPN	MT1843-NLDK/CHBRZ

3a. Brushed Nickel - Find Prices & Order

Brushed Nickel	Price
MT2000-2D/BRN	\$ 507
MT5003L-NLD/BRN	\$ 229
MT300D/BRN	\$ 184
MT200EVD/BRN	\$ 188
MT202D/BRN	\$ 200
MT957RD/BRN	\$ 311
MT964KD/BRN	\$ 311
MT1820-NLD/PVDBRN	\$ 781
MT1830-NLD/PVDBRN	\$ 748
MT1840-NLD/PVDBRN	\$ 748
MT1821-NLD/PVDBRN	\$ 857
MT1831-NLD/PVDBRN	\$ 957
MT1841-NLD/PVDBRN	\$ 957
MT1823-NLD/PVDBRN	\$ 609
MT1833-NLD/PVDBRN	\$ 593
MT1843-NLD/PVDBRN	\$ 593
Products with Knurling	
MT1820-NLDK/PVDBRN	\$ 843
MT1830-NLDK/PVDBRN	\$ 810
MT1840-NLDK/PVDBRN	\$ 810
MT1821-NLDK/PVDBRN	\$ 947
MT1831-NLDK/PVDBRN	\$ 1049
MT1841-NLDK/PVDBRN	\$ 1049
MT1823-NLDK/PVDBRN	\$ 731
MT1833-NLDK/PVDBRN	\$ 655
MT1843-NLDK/PVDBRN	\$ 655

3b. Polished Chrome - Find Prices & Order

Brushed Nickel	Price
MT2000-2D/CPB	\$ 507
MT5003L-NLD/CPB	\$ 229
MT300D/CPB	\$ 184
MT200EVD/CPB	\$ 188
MT202D/CPB	\$ 200
MT957RD/CPB	\$ 311
MT964KD/CPB	\$ 311
MT1820-NLD/CPB	\$ 781
MT1830-NLD/CPB	\$ 748
MT1840-NLD/CPB	\$ 748
MT1821-NLD/CPB	\$ 857
MT1831-NLD/CPB	\$ 957
MT1841-NLD/CPB	\$ 957
MT1823-NLD/CPB	\$ 609
MT1833-NLD/CPB	\$ 593
MT1843-NLD/CPB	\$ 593
Products with Knurling	
MT1820-NLDK/CPB	\$ 843
MT1830-NLDK/CPB	\$ 810
MT1840-NLDK/CPB	\$ 810
MT1821-NLDK/CPB	\$ 947
MT1831-NLDK/CPB	\$ 1049
MT1841-NLDK/CPB	\$ 1049
MT1823-NLDK/CPB	\$ 731
MT1833-NLDK/CPB	\$ 655
MT1843-NLDK/CPB	\$ 655

3c. Polished Nickel - Find Prices & Order

Brushed Nickel	Price
MT2000-2D/PN	\$ 507
MT5003L-NLD/PN	\$ 229
MT300D/PN	\$ 184
MT200EVD/PN	\$ 188
MT202D/PN	\$ 200
MT957RD/PN	\$ 311
MT964KDS/PN	\$ 311
MT1820-NLD/PVDPN	\$ 781
MT1830-NLD/PVDPN	\$ 748
MT1840-NLD/PVDPN	\$ 748
MT1821-NLD/PVDPN	\$ 857
MT1831-NLD/PVDPN	\$ 957
MT1841-NLD/PVDPN	\$ 957
MT1823-NLD/PVDPN	\$ 609
MT1833-NLD/PVDPN	\$ 593
MT1843-NLD/PVDPN	\$ 593
Products with Knurling	
MT1820-NLDK/PVDPN	\$ 843
MT1830-NLDK/PVDPN	\$ 810
MT1840-NLDK/PVDPN	\$ 810
MT1821-NLDK/PVDPN	\$ 947
MT1831-NLDK/PVDPN	\$ 1049
MT1841-NLDK/PVDPN	\$ 1049
MT1823-NLDK/PVDPN	\$ 731
MT1833-NLDK/PVDPN	\$ 655
MT1843-NLDK/PVDPN	\$ 655

3d. Champagne Bronze - Find Prices & Order

Brushed Nickel	Price
MT2000-2D/CHBRZ	\$ 507
MT5003L-NLD/CHBRZ	\$ 229
MT300D/CHBRZ	\$ 184
MT200EVD/CHBRZ	\$ 188
MT202D/CHBRZ	\$ 200
MT957RD/CHBRZ	\$ 311
MT964KD/CPB	\$ 311
MT1820-NLD/CHBRZ	\$ 781
MT1830-NLD/CHBRZ	\$ 748
MT1840-NLD/CHBRZ	\$ 748
MT1821-NLD/CHBRZ	\$ 857
MT1831-NLD/CHBRZ	\$ 957
MT1841-NLD/CHBRZ	\$ 957
MT1823-NLD/CHBRZ	\$ 609
MT1833-NLD/CHBRZ	\$ 593
MT1843-NLD/CHBRZ	\$ 593
Products with Knurling	
MT1820-NLDK/CHBRZ	\$ 843
MT1830-NLDK/CHBRZ	\$ 810
MT1840-NLDK/CHBRZ	\$ 810
MT1821-NLDK/CHBRZ	\$ 947
MT1831-NLDK/CHBRZ	\$ 1049
MT1841-NLDK/CHBRZ	\$ 1049
MT1823-NLDK/CHBRZ	\$ 731
MT1833-NLDK/CHBRZ	\$ 655
MT1843-NLDK/CHBRZ	\$ 655



MT641-3 \$635

- Indicator Light
- Stainless Steel Housing
- Sensor Prevents Dry Start-Up
- Provides 190 Degree Water Instantly
- 7 3/4" Wide x 12" High x 8" Deep



Scan the QR Code to
Watch Our Little Gourmet
Installation Video



Highly recommended to use
the MT1250XL water filtration
system which incorporates an
anti-scaling media to prolong
the life of the hot tank.

- MT1250XL = \$398
- Refer to page 65

Little Gourmet Premium Hot Water Dispenser

Reverse Osmosis Compatible:

Includes Stainless Steel Inlet, Stainless Steel Heating Coil, and Stainless Steel Tank

1300w Power

Compared to 750w for Insinkerator

Energy Efficient

Uses Less Energy than a 40w Light Bulb

2.5 Quart Tank Size

Equivalent to 5/8 Gallon

3 Year Warranty

So Many Uses:

Boil Water Faster

Starting off with Little Gourmet hot water will lead to quicker boiling water

Instant Water for Tea & Coffee

Quickly and easily make the perfect cup

Clean Stubborn Stuck-on Messes

Difficult to clean dishes and utensils become easy with the cleaning power of instant hot water at your fingertips

Warm Baby Food and Bottles

Little Gourmet hot water can quickly and safely warm baby food and bottles

Loosen Jar Lids

Place the top of a jar briefly under the Little Gourmet to aid in removing difficult to open jar lids

First Aid

Use Little Gourmet hot water to create a hot compress for quick pain relief

Remove Labels from Bottles

A quick run under Little Gourmet hot water will remove labels and residue

Remove Wax


Instant hot water from the Little Gourmet is perfect for removing wax from candle holders

Melt Chocolate

Quickly create a double boiler with the Little Gourmet hot water to melt chocolate to perfection

Warm Cooking Utensils

Use the Little Gourmet to warm beaters for creaming butter, a knife for cutting cheeses, or for ice cream scoops



mountain chill[®]
WATER CHILLER

MT670-2

\$1,830

Have you ever wondered what it would be like to have ice cold water anytime you want without having to wait for it to cool down? An instantly perfect cup of lemonade or ice tea made with the Mountain Chill[®] Water Chiller is the refreshing way to cool down on a hot summer day. Mountain Chill[®] hides cleanly and simply beneath the sink and provides 1.5 gallons (per hour) of crisp, cool water from your own faucet.

Having the Mountain Chill[®] Water Chiller in your home is the ultimate in convenience. When paired with the Mountain Pure[®] Filtration System, clean, pure water can be yours to enjoy anytime day or night.

Features:

- Cools your water to between 41° to 50°
- Large 1/2 Gallon Stainless Steel Storage Tank
- Chills up to 3 Gallons Per Hour
- Lead Free
- Attaches to Accessory Faucet
- 16" Wide x 10 1/8" High x 11 3/4" Deep
- 3 Year Compressor Warranty
- C-UL-US, CE, CB Certification

Safety Valve-Leak Detector

MT6LD \$ 159

A flood often happens without warning causing substantial flooding and severe property damage if undetected. Mountain Plumbing's safety valve-leak detector automatically shuts off the water source and sounds off an audible alarm (similar to a smoke detector) when moisture is detected.

- Automatically shuts off once water is detected
- Audio alarm when leak occurs
- Operates on 9V battery
- Quick connect 1/4" adaptor included for easy installations
- Use with Mountain Plumbing Little Gourmet[®] hot tank and/or Mountain Pure[®] filtration unit





Mountain Pure® Point-of-Use Carbon Filtration System

MT1250XL

The pinnacle of convenience and satisfaction, Mountain Pure® brings fresh, pristine water to you directly through your own faucets. Access to clean water is of the utmost importance in everyday life, and having the freshest, best tasting water available anytime can save you both time and money. Just think how much you spend on bottled water from week to week - savings and ease can be found when you have your own filtration system. Mountain Pure® allows you to enjoy clean, safe water for drinking, cooking, and even face washing when you install in your bathroom.

Mountain Pure® Carbon Filtration System comes with carbon filter cartridge that incorporates powder activated carbon and a bacteriostatic agent that protects it from bacteria growth. 1/4 Turn automatic shut-off valve, allows for easy replacement and eliminates the usual mess of replacing filters. Includes MT1250XL/RFC Filter

Mountain Pure® Filter Features:

- More efficient and clog resistant - unique filter media created by attaching powdered activated carbon and lead absorbent material onto a cellulose-free synthetic fiber matrix
- Filter removes 99.9% of particles over .5 microns
- Filter incorporates an anti-microbial agent to reduce bacteria
- Anti-scale media for protection against scale build-up on the faucet and inside of the hot tank
- 1250 gallon capacity - lasts 1 year based on average usage
- Operates without wasting water like R.O. filters



MT1250XL \$ 398

Impurities Removed:
Prevents Scale
Chlorine
Bad Tastes/Odors
Chloramines
Dirt and Rust
Giardia Lambia Cysts
Cryptosporidium Cysts
Molds and Algae
Asbestos Fibers
99.9% of all particles .5 Micron or larger
Lead
Trihalomethanes
Volatile Organic Chemicals
Removes Turbidity
Removes Pathogenic Bacteria
Leaves Essential Minerals Intact
Self Sterilizing
Leaves Natural Minerals such as Calcium, Magnesium, & Potassium
Automatic Shut-Off when Replacing the Cartridge



Scan the QR Code to Watch Our Filter Installation Video



Mountain Pure® Replacement Cartridge (Fits Model MT1250XL)

MT1250XL/RFC \$ 173

- Carbon replacement cartridge for MT1250XL water filtration system
- Filter Capacity = 1250 gallons
- Cartridges should be replaced once a year



Mountain Pure® 3,000 Gallon Full Flow Filter System

MT3K-HF \$471

Mountain Pure® Filter Features:

- 3,000 Gallon Capacity
- No additional faucet required
- Built-in water shut-off valve allows for easier cartridge changes
- Commercial grade plastic canister protects the filter system from splitting or bursting
- Reduces particles as small as 0.5 micron in size by mechanical means
- Retains vital minerals found naturally in water to ensure the health and delicious taste of your water



13 1/2"

Impurities Removed (3K & 6K):

Lead
Sediment
VOC
Pesticides
Hydrogen Sulfide
Aluminum Chlorine
Algae
Turbidity
Pathogenic Cysts
Foul Odors & Tastes
Iron
Molds
Trihalomethanes
Pathogenic Bacteria
Asbestos Fibers
Rust
Suspended Solids
Sub-micron Asbestos
MTBE



Mountain Pure® Replacement Cartridge (Fits Model MT3K-HF)

MT3K-HF/RFC \$184

- Carbon replacement cartridge for MT3K-HF water filtration system
- Filter Capacity = 3000 gallons
- Cartridges should be replaced once a year



Mountain Pure® 6,000 Gallon Full Flow Filter System

MT6K-HF \$492

Mountain Pure® Filter Features:

- 6,000 Gallon Capacity
- No additional faucet required
- Built-in water shut-off valve allows for easier cartridge changes
- Commercial grade plastic canister protects the filter system from splitting or bursting
- Reduces particles as small as 0.5 micron in size by mechanical means
- Retains vital minerals found naturally in water to ensure the health and delicious taste of your water

18 1/2"



Mountain Pure® Replacement Cartridge (Fits Model MT6K-HF)

MT6K-HF/RFC \$205

- Carbon replacement cartridge for MT6K-HF water filtration system
- Filter Capacity = 6000 gallons
- Cartridges should be replaced once a year



Mountain Pure® Ceramic Filtration System - Plastic Canister

MT660 \$ 553

Mountain Pure® Ceramic Filtration System comes with ceramic filter cartridge that incorporates a bacteriostatic agent that protects it from bacteria growth. Includes MT661/RFC Filter

Mountain Pure® Filter Features:

- Filter removes 99.9% of particles over .5 microns
- Filter incorporates an anti-microbial agent to reduce bacteria
- 1000 gallon capacity - lasts 9 months based on average usage
- Operates without wasting water like R.O. filters
- The cleanable filter element makes for easy maintenance



Mountain Pure® Ceramic Filtration System - Stainless Steel Canister

MT662-2 \$ 592

- Same as MT660 except housing is 304 Stainless Steel



Mountain Pure® Replacement Cartridge (Fits Models MT660 & MT662-2)

MT661/RFC \$ 205

- Ceramic replacement cartridge for MT660 and MT662-2 water filtration systems
- Filter Capacity = 1000 gallons
- Cartridges should be replaced every 9 months or with diminished water flow

Notes:



Say Goodbye to Household Lead in **Your Water.**

Household Lead: The Facts

Lead in drinking water accounts for **10-20% of human exposure**. Major sources of lead in your drinking water can be found in your home's plumbing system.

Lead can leach into your water from pipes, solder, and faucets.



High Blood Pressure

Lead can increase the risk of high blood pressure.



Kidney Damage

Lead can increase the risk of kidney damage.



Bone Damage

Lead can increase the risk of bone damage.



Risk to Pregnant Mothers

Lead can be a potentially fatal risk to pregnant mothers.

Homes built prior to 1986 may have 20% or more lead in their plumbing system.

Lead can be found in newer homes as well. Until June 2014, the legal limit for "lead-free" pipes was up to 8%.











Source: United States Environmental Protection Agency (EPA)



Our **MT1250XL** and **MT3K-HF Filters** are independently tested and certified by NSF International against NSF/ANSI Standard 42 and 53 for the reduction of chlorine (Standard No. 42) and lead (Standard No. 53).

Our **MT6K-HF Filter's** Chlorine & Lead reduction capacities are based on laboratory testing conducted using test protocols contained in NSF standards 42 and 53 respectfully.

Hot Water Faucets Table of Contents

Image	Model Number	Duet Finishes	Knurling	Industrial Handle	Page
	MT1800-NL	NO	NO	NO	70
	MT1820-NL	YES	YES	NO	71
	MT1820-NLIH	YES	YES	YES	72
	MT1830-NL	YES	YES	NO	73
	MT1830-NLIH	YES	YES	YES	74
	MT1840-NL	YES	YES	NO	75
	MT1840-NLIH	YES	YES	YES	76
	MT1850-NL	NO	NO	NO	77
	MT1870-NL	NO	NO	NO	77
	MT1880-NL	NO	NO	NO	78

For Hot Tank

Francis Anthony Collection
70 - 78

Additional Collections
78

Francis Anthony + Little
Gourmet® Packages
79 - 82

For Filters, Chiller, & Hot Tank

Francis Anthony Collection
84 - 92

Additional Collections
92

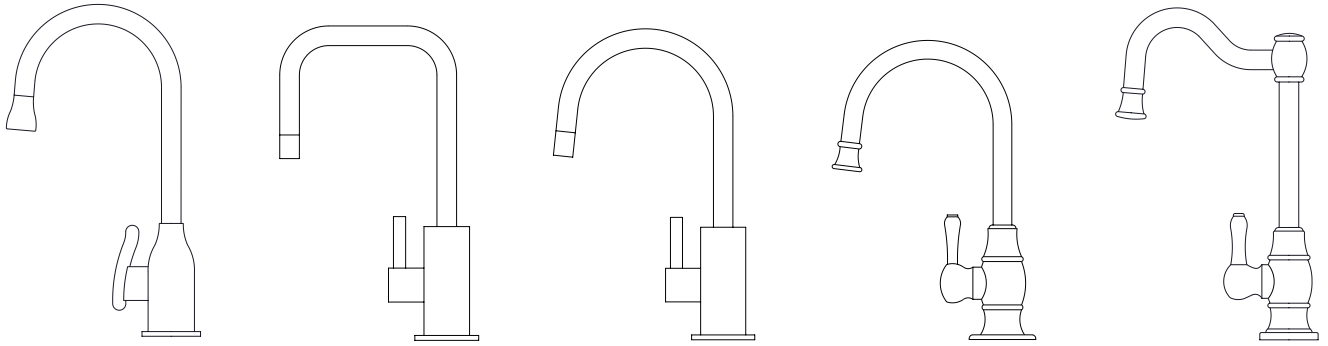
Francis Anthony + Little
Gourmet® Packages
93 - 96

For Filters & Chiller

Francis Anthony Collection
98 - 106

Additional Collections
107 - 108

Francis Anthony + Mountain
Pure® Filter Packages
109 - 112



Francis Anthony Collection



MT1800-NL



Francis Anthony
Collection

Hot Water Faucet with Modern Curved Body & Handle

MT1800-NL

- These Lead Free faucets are only compatible with The Little Gourmet® heating tank (MT641-3)
- 1/4 Turn Ceramic Cartridge
- 1-3/16" minimum to 1-3/8" maximum mounting hole required
- Heating tank is not included
- This hot water faucet is ICC listed
- Reverse Osmosis Safe

Standard Finishes

MT1800-NL/CHBRZ	Champagne Bronze	\$ 816
MT1800-NL/CPB	Polished Chrome	\$ 411
MT1800-NL/MB	Matte Black	\$ 693
MT1800-NL/ORB	Oil Rubbed Bronze	\$ 620
MT1800-NL/PVDBRN	PVD Brushed Nickel	\$ 455
MT1800-NL/PVDPN	PVD Polished Nickel	\$ 455
MT1800-NL/VB	Venetian Bronze	\$ 620

Group 1 Finishes

All Group 1 Finishes	\$ 693
----------------------	--------

Group 2 Finishes

All Group 2 Finishes	\$ 816
----------------------	--------

Hot Water Faucet with Contemporary Round Body & Handle (120° Spout)

MT1820-NL

- These Lead Free faucets are only compatible with The Little Gourmet® heating tank (MT641-3)
- 1/4 Turn Ceramic Cartridge
- 1-3/16" minimum to 1-3/8" maximum mounting hole required
- Heating tank is not included
- This hot water faucet is ICC listed
- Reverse Osmosis Safe

Standard Finishes

MT1820-NL/BRS	Brushed Stainless	\$ 726
MT1820-NL/CHBRZ	Champagne Bronze	\$ 855
MT1820-NL/CPB	Polished Chrome	\$ 430
MT1820-NL/MB	Matte Black	\$ 726
MT1820-NL/ORB	Oil Rubbed Bronze	\$ 649
MT1820-NL/PVDBRN	PVD Brushed Nickel	\$ 476
MT1820-NL/PVDPN	PVD Polished Nickel	\$ 476
MT1820-NL/ULB	Unlacquered Brass	\$ 430
MT1820-NL/VB	Venetian Bronze	\$ 649

Group 1 Finishes

All Group 1 Finishes	\$ 726
----------------------	--------

Group 2 Finishes

All Group 2 Finishes	\$ 855
----------------------	--------

Duet Finishes

(Matte Black is the Base Color for All Duet Products)

MT1820-NLD/PVDBRN	Brushed Nickel	\$ 781
MT1820-NLD/CHBRZ	Champagne Bronze	\$ 781
MT1820-NLD/CPB	Polished Chrome	\$ 781
MT1820-NLD/PVDPN	Polished Nickel	\$ 781

Knurled Duet Finishes

(Matte Black is the Base Color for All Duet Products)

MT1820-NLDK/PVDBRN	Brushed Nickel	\$ 843
MT1820-NLDK/CHBRZ	Champagne Bronze	\$ 843
MT1820-NLDK/CPB	Polished Chrome	\$ 843
MT1820-NLDK/PVDPN	Polished Nickel	\$ 843

Knurled Only

(Knurling Added to Handle and Faucet Tip)

MT1820-NLK/PVDBRN	Brushed Nickel	\$ 843
MT1820-NLK/CHBRZ	Champagne Bronze	\$ 843
MT1820-NLK/CPB	Polished Chrome	\$ 843
MT1820-NLK/PVDPN	Polished Nickel	\$ 843



MT1820 Duet Finish Combinations



Base:
Matte Black (MB)

Accent:
Brushed Nickel (BRN)



Base:
Matte Black (MB)

Accent:
Polished Chrome (CPB)



Base:
Matte Black (MB)

Accent:
Polished Nickel (PN)



Base:
Matte Black (MB)

Accent:
Champagne Bronze (CHBRZ)



Hot Water Faucet with Contemporary Round Body & Industrial Lever Handle (120° Spout)

MT1820-NLIH

- These Lead Free faucets are only compatible with The Little Gourmet® heating tank (MT641-3)
- 1/4 Turn Ceramic Cartridge
- 1-3/16" minimum to 1-3/8" maximum mounting hole required
- Heating tank is not included
- This hot water faucet is ICC listed
- Reverse Osmosis Safe

Standard Finishes

MT1820-NLIH/BRS	Brushed Stainless	\$ 802
MT1820-NLIH/CHBRZ	Champagne Bronze	\$ 945
MT1820-NLIH/CPB	Polished Chrome	\$ 494
MT1820-NLIH/MB	Matte Black	\$ 802
MT1820-NLIH/ORB	Oil Rubbed Bronze	\$ 721
MT1820-NLIH/PVDBRN	PVD Brushed Nickel	\$ 538
MT1820-NLIH/PVDPN	PVD Polished Nickel	\$ 538
MT1820-NLIH/ULB	Unlacquered Brass	\$ 494
MT1820-NLIH/VB	Venetian Bronze	\$ 721

Group 1 Finishes

All Group 1 Finishes	\$ 802
----------------------	--------

Group 2 Finishes

All Group 2 Finishes	\$ 945
----------------------	--------

Duet Finishes

(Matte Black is the Base Color for All Duet Products)

MT1820-NLIHD/PVDBRN	Brushed Nickel	\$ 857
MT1820-NLIHD/CHBRZ	Champagne Bronze	\$ 857
MT1820-NLIHD/CPB	Polished Chrome	\$ 857
MT1820-NLIHD/PVDPN	Polished Nickel	\$ 857

Knurled Duet Finishes

(Matte Black is the Base Color for All Duet Products)

MT1820-NLIHDK/PVDBRN	Brushed Nickel	\$ 926
MT1820-NLIHDK/CHBRZ	Champagne Bronze	\$ 926
MT1820-NLIHDK/CPB	Polished Chrome	\$ 926
MT1820-NLIHDK/PVDPN	Polished Nickel	\$ 926

Knurled Only

(Knurling Added to Handle and Faucet Tip)

MT1820-NLIHK/PVDBRN	Brushed Nickel	\$ 926
MT1820-NLIHK/CHBRZ	Champagne Bronze	\$ 926
MT1820-NLIHK/CPB	Polished Chrome	\$ 926
MT1820-NLIHK/PVDPN	Polished Nickel	\$ 926



MT1820 Duet Finish Combinations



Base:
Matte Black (MB)

Accent:
Brushed Nickel (BRN)



Base:
Matte Black (MB)

Accent:
Polished Chrome (CPB)




Base:
Matte Black (MB)

Accent:
Polished Nickel (PN)



Base:
Matte Black (MB)

Accent:
Champagne Bronze (CHBRZ)



MT1830-NL

Duet

Knurled



Francis Anthony
Collection

Hot Water Faucet with Contemporary Round Body & Handle (90° Spout)

MT1830-NL

- These Lead Free faucets are only compatible with The Little Gourmet® heating tank (MT641-3)
- 1/4 Turn Ceramic Cartridge
- 1-3/16" minimum to 1-3/8" maximum mounting hole required
- Heating tank is not included
- This hot water faucet is ICC listed
- Reverse Osmosis Safe

Standard Finishes

MT1830-NL/BRS	Brushed Stainless	\$ 693
MT1830-NL/CHBRZ	Champagne Bronze	\$ 816
MT1830-NL/CPB	Polished Chrome	\$ 411
MT1830-NL/MB	Matte Black	\$ 693
MT1830-NL/ORB	Oil Rubbed Bronze	\$ 620
MT1830-NL/PVDBRN	PVD Brushed Nickel	\$ 455
MT1830-NL/PVDPN	PVD Polished Nickel	\$ 455
MT1830-NL/ULB	Unlacquered Brass	\$ 411
MT1830-NL/VB	Venetian Bronze	\$ 620

Group 1 Finishes

All Group 1 Finishes	\$ 693
----------------------	--------

Group 2 Finishes

All Group 2 Finishes	\$ 816
----------------------	--------

Duet Finishes

(Matte Black is the Base Color for All Duet Products)

MT1830-NLD/PVDBRN	Brushed Nickel	\$ 748
MT1830-NLD/CHBRZ	Champagne Bronze	\$ 748
MT1830-NLD/CPB	Polished Chrome	\$ 748
MT1830-NLD/PVDPN	Polished Nickel	\$ 748

Knurled Duet Finishes

(Matte Black is the Base Color for All Duet Products)

MT1830-NLDK/PVDBRN	Brushed Nickel	\$ 810
MT1830-NLDK/CHBRZ	Champagne Bronze	\$ 810
MT1830-NLDK/CPB	Polished Chrome	\$ 810
MT1830-NLDK/PVDPN	Polished Nickel	\$ 810

Knurled Only

(Knurling Added to Handle and Faucet Tip)

MT1830-NLK/PVDBRN	Brushed Nickel	\$ 810
MT1830-NLK/CHBRZ	Champagne Bronze	\$ 810
MT1830-NLK/CPB	Polished Chrome	\$ 810
MT1830-NLK/PVDPN	Polished Nickel	\$ 810

MT1830 Duet Finish Combinations



Base:
Matte Black (MB)

Accent:
Brushed Nickel (BRN)



Base:
Matte Black (MB)

Accent:
Polished Chrome (CPB)



Base:
Matte Black (MB)

Accent:
Polished Nickel (PN)



Base:
Matte Black (MB)

Accent:
Champagne Bronze (CHBRZ)



Hot Water Faucet with Contemporary Round Body & Industrial Lever Handle (90° Spout)

MT1830-NLIH

- These Lead Free faucets are only compatible with The Little Gourmet® heating tank (MT641-3)
- 1/4 Turn Ceramic Cartridge
- 1-3/16" minimum to 1-3/8" maximum mounting hole required
- Heating tank is not included
- This hot water faucet is ICC listed
- Reverse Osmosis Safe

Standard Finishes

MT1830-NLIH/BRS	Brushed Stainless	\$ 757
MT1830-NLIH/CHBRZ	Champagne Bronze	\$ 891
MT1830-NLIH/CPB	Polished Chrome	\$ 464
MT1830-NLIH/MB	Matte Black	\$ 757
MT1830-NLIH/ORB	Oil Rubbed Bronze	\$ 679
MT1830-NLIH/PVDBRN	PVD Brushed Nickel	\$ 508
MT1830-NLIH/PVDPN	PVD Polished Nickel	\$ 508
MT1830-NLIH/ULB	Unlacquered Brass	\$ 464
MT1830-NLIH/VB	Venetian Bronze	\$ 679

Group 1 Finishes

All Group 1 Finishes	\$ 757
----------------------	--------

Group 2 Finishes

All Group 2 Finishes	\$ 891
----------------------	--------

Duet Finishes

(Matte Black is the Base Color for All Duet Products)

MT1830-NLIHD/PVDBRN	Brushed Nickel	\$ 812
MT1830-NLIHD/CHBRZ	Champagne Bronze	\$ 812
MT1830-NLIHD/CPB	Polished Chrome	\$ 812
MT1830-NLIHD/PVDPN	Polished Nickel	\$ 812

Knurled Duet Finishes

(Matte Black is the Base Color for All Duet Products)

MT1830-NLIHDK/PVDBRN	Brushed Nickel	\$ 878
MT1830-NLIHDK/CHBRZ	Champagne Bronze	\$ 878
MT1830-NLIHDK/CPB	Polished Chrome	\$ 878
MT1830-NLIHDK/PVDPN	Polished Nickel	\$ 878

Knurled Only

(Knurling Added to Handle and Faucet Tip)

MT1830-NLIHK/PVDBRN	Brushed Nickel	\$ 878
MT1830-NLIHK/CHBRZ	Champagne Bronze	\$ 878
MT1830-NLIHK/CPB	Polished Chrome	\$ 878
MT1830-NLIHK/PVDPN	Polished Nickel	\$ 878



Francis Anthony
Collection

MT1830-NLIH

MT1830 Duet Finish Combinations



Base:
Matte Black (MB)

Accent:
Brushed
Nickel (BRN)



Base:
Matte Black (MB)

Accent:
Polished
Chrome (CPB)



Base:
Matte Black (MB)

Accent:
Polished
Nickel (PN)



Base:
Matte Black (MB)

Accent:
Champagne
Bronze (CHBRZ)



MT1840-NL



Francis Anthony
Collection

Hot Water Faucet with Contemporary Round Body & Handle

MT1840-NL

- These Lead Free faucets are only compatible with The Little Gourmet® heating tank (MT641-3)
- 1/4 Turn Ceramic Cartridge
- 1-3/16" minimum to 1-3/8" maximum mounting hole required
- Heating tank is not included
- This hot water faucet is ICC listed
- Reverse Osmosis Safe

Standard Finishes

MT1840-NL/BRS	Brushed Stainless	\$ 693
MT1840-NL/CHBRZ	Champagne Bronze	\$ 816
MT1840-NL/CPB	Polished Chrome	\$ 411
MT1840-NL/MB	Matte Black	\$ 693
MT1840-NL/ORB	Oil Rubbed Bronze	\$ 620
MT1840-NL/PVDBRN	PVD Brushed Nickel	\$ 455
MT1840-NL/PVDPN	PVD Polished Nickel	\$ 455
MT1840-NL/ULB	Unlacquered Brass	\$ 411
MT1840-NL/VB	Venetian Bronze	\$ 620

Group 1 Finishes

All Group 1 Finishes	\$ 693
----------------------	--------

Group 2 Finishes

All Group 2 Finishes	\$ 816
----------------------	--------

Duet Finishes

(Matte Black is the Base Color for All Duet Products)

MT1840-NLD/PVDBRN	Brushed Nickel	\$ 748
MT1840-NLD/CHBRZ	Champagne Bronze	\$ 748
MT1840-NLD/CPB	Polished Chrome	\$ 748
MT1840-NLD/PVDPN	Polished Nickel	\$ 748

Knurled Duet Finishes

(Matte Black is the Base Color for All Duet Products)

MT1840-NLDK/PVDBRN	Brushed Nickel	\$ 810
MT1840-NLDK/CHBRZ	Champagne Bronze	\$ 810
MT1840-NLDK/CPB	Polished Chrome	\$ 810
MT1840-NLDK/PVDPN	Polished Nickel	\$ 810

Knurled Only

(Knurling Added to Handle and Faucet Tip)

MT1840-NLK/PVDBRN	Brushed Nickel	\$ 810
MT1840-NLK/CHBRZ	Champagne Bronze	\$ 810
MT1840-NLK/CPB	Polished Chrome	\$ 810
MT1840-NLK/PVDPN	Polished Nickel	\$ 810

MT1840 Duet Finish Combinations



Base:
Matte Black (MB)

Accent:
Brushed Nickel (BRN)



Base:
Matte Black (MB)

Accent:
Polished Chrome (CPB)



Base:
Matte Black (MB)

Accent:
Polished Nickel (PN)



Base:
Matte Black (MB)

Accent:
Champagne Bronze (CHBRZ)



Hot Water Faucet with Contemporary Round Body & Industrial Lever Handle



MT1840-NLIH

- These Lead Free faucets are only compatible with The Little Gourmet® heating tank (MT641-3)
- 1/4 Turn Ceramic Cartridge
- 1-3/16" minimum to 1-3/8" maximum mounting hole required
- Heating tank is not included
- This hot water faucet is ICC listed
- Reverse Osmosis Safe

Standard Finishes

MT1840-NLIH/BRS	Brushed Stainless	\$ 757
MT1840-NLIH/CHBRZ	Champagne Bronze	\$ 891
MT1840-NLIH/CPB	Polished Chrome	\$ 464
MT1840-NLIH/MB	Matte Black	\$ 757
MT1840-NLIH/ORB	Oil Rubbed Bronze	\$ 679
MT1840-NLIH/PVDBRN	PVD Brushed Nickel	\$ 508
MT1840-NLIH/PVDPN	PVD Polished Nickel	\$ 508
MT1840-NLIH/ULB	Unlacquered Brass	\$ 464
MT1840-NLIH/VB	Venetian Bronze	\$ 679

Group 1 Finishes

All Group 1 Finishes	\$ 757
----------------------	--------

Group 2 Finishes

All Group 2 Finishes	\$ 891
----------------------	--------

Duet Finishes

(Matte Black is the Base Color for All Duet Products)

MT1840-NLIHD/PVDBRN	Brushed Nickel	\$ 812
MT1840-NLIHD/CHBRZ	Champagne Bronze	\$ 812
MT1840-NLIHD/CPB	Polished Chrome	\$ 812
MT1840-NLIHD/PVDPN	Polished Nickel	\$ 812

Knurled Duet Finishes

(Matte Black is the Base Color for All Duet Products)

MT1840-NLIHDK/PVDBRN	Brushed Nickel	\$ 878
MT1840-NLIHDK/CHBRZ	Champagne Bronze	\$ 878
MT1840-NLIHDK/CPB	Polished Chrome	\$ 878
MT1840-NLIHDK/PVDPN	Polished Nickel	\$ 878

Knurled Only

(Knurling Added to Handle and Faucet Tip)

MT1840-NLIHK/PVDBRN	Brushed Nickel	\$ 878
MT1840-NLIHK/CHBRZ	Champagne Bronze	\$ 878
MT1840-NLIHK/CPB	Polished Chrome	\$ 878
MT1840-NLIHK/PVDPN	Polished Nickel	\$ 878

MT1840 Duet Finish Combinations



Base:
Matte Black (MB)

Accent:
Brushed Nickel (BRN)



Base:
Matte Black (MB)

Accent:
Polished Chrome (CPB)



Base:
Matte Black (MB)

Accent:
Polished Nickel (PN)



Base:
Matte Black (MB)

Accent:
Champagne Bronze (CHBRZ)



Francis Anthony
Collection

MT1850-NL

Hot Water Faucet with Traditional Curved Body & Curved Handle

MT1850-NL

- These Lead Free faucets are only compatible with The Little Gourmet® heating tank (MT641-3)
- 1/4 Turn Ceramic Cartridge
- 1-3/16" minimum to 1-3/8" maximum mounting hole required
- Heating tank is not included
- This hot water faucet is ICC listed
- Reverse Osmosis Safe

Standard Finishes

MT1850-NL/BRS	Brushed Stainless	\$ 693
MT1850-NL/CHBRZ	Champagne Bronze	\$ 816
MT1850-NL/CPB	Polished Chrome	\$ 411
MT1850-NL/MB	Matte Black	\$ 693
MT1850-NL/ORB	Oil Rubbed Bronze	\$ 620
MT1850-NL/PVDBRN	PVD Brushed Nickel	\$ 455
MT1850-NL/PVDPN	PVD Polished Nickel	\$ 455
MT1850-NL/ULB	Unlacquered Brass	\$ 411
MT1850-NL/VB	Venetian Bronze	\$ 620

Group 1 Finishes

All Group 1 Finishes	\$ 693
----------------------	--------

Group 2 Finishes

All Group 2 Finishes	\$ 816
----------------------	--------

Hot Water Faucet with Traditional Double Curved Body & Curved Handle

MT1870-NL

- These Lead Free faucets are only compatible with The Little Gourmet® heating tank (MT641-3)
- 1/4 Turn Ceramic Cartridge
- 1-3/16" minimum to 1-3/8" maximum mounting hole required
- Heating tank is not included
- This hot water faucet is ICC listed
- Reverse Osmosis Safe

Standard Finishes


MT1870-NL/BRS	Brushed Stainless	\$ 693
MT1870-NL/CHBRZ	Champagne Bronze	\$ 816
MT1870-NL/CPB	Polished Chrome	\$ 411
MT1870-NL/MB	Matte Black	\$ 693
MT1870-NL/ORB	Oil Rubbed Bronze	\$ 620
MT1870-NL/PVDBRN	PVD Brushed Nickel	\$ 455
MT1870-NL/PVDPN	PVD Polished Nickel	\$ 455
MT1870-NL/ULB	Unlacquered Brass	\$ 411
MT1870-NL/VB	Venetian Bronze	\$ 620

Group 1 Finishes

All Group 1 Finishes	\$ 693
----------------------	--------

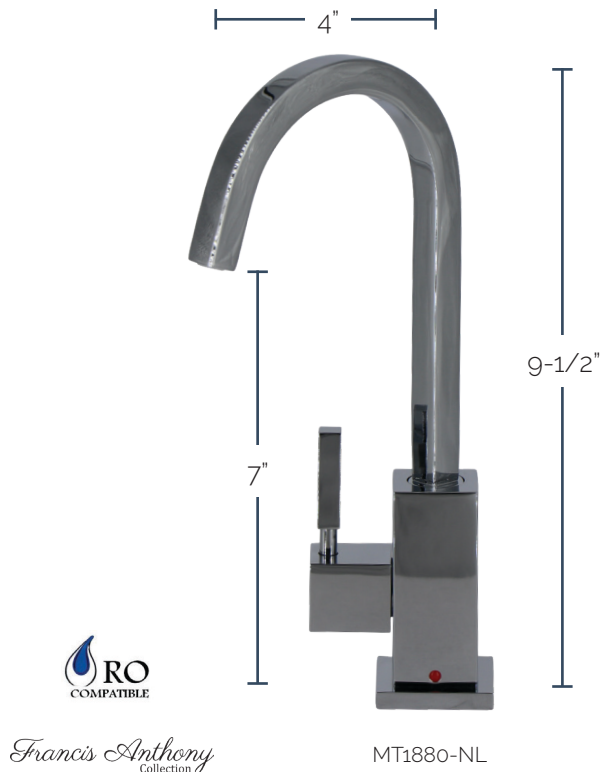
Group 2 Finishes

All Group 2 Finishes	\$ 816
----------------------	--------



Francis Anthony
Collection

MT1870-NL



Hot Water Faucet with Contemporary Square Body

MT1880-NL

- These Lead Free faucets are only compatible with The Little Gourmet® heating tank (MT641-3)
- 1/4 Turn Ceramic Cartridge
- 1-3/16" minimum to 1-3/8" maximum mounting hole required
- Heating tank is not included
- This hot water faucet is ICC listed
- Reverse Osmosis Safe

Standard Finishes

MT1880-NL/BRS	Brushed Stainless	\$ 908
MT1880-NL/CHBRZ	Champagne Bronze	\$ 1068
MT1880-NL/CPB	Polished Chrome	\$ 538
MT1880-NL/MB	Matte Black	\$ 908
MT1880-NL/ORB	Oil Rubbed Bronze	\$ 812
MT1880-NL/PVDBRN	PVD Brushed Nickel	\$ 595
MT1880-NL/PVDPN	PVD Polished Nickel	\$ 595
MT1880-NL/ULB	Unlacquered Brass	\$ 538
MT1880-NL/VB	Venetian Bronze	\$ 812

Group 1 Finishes

All Group 1 Finishes \$ 908

Group 2 Finishes

All Group 2 Finishes \$ 1068



Stainless Steel Hot Water Faucet with Contemporary Round Body & Handle

MT1400/SS \$ 712

- These Lead Free faucets are only compatible with The Little Gourmet® heating tank (MT641-3)
- 1/4 Turn Ceramic Cartridge / 1-3/8" mounting hole required
- Heating tank is not included
- This hot water faucet is IAPMO listed
- Reverse Osmosis Safe
- Solid 304 Stainless Steel Construction
- Only Available in Stainless Steel Finish

**Being Discontinued, Limited Stock Available*



Little Gourmet
Premium Hot Water Dispenser

See the Little Gourmet® Premium
Hot Water Dispenser on Page 63

Francis Anthony
Collection



MT1800DIY-NL



MT1820DIY-NL



Hot Water Faucet with Modern Curved Body & Handle Handle & Little Gourmet® Premium Hot Water Tank

MT1800DIY-NL

- 1/4 Turn Ceramic Cartridge
- 1-3/16" minimum to 1-3/8" maximum mounting hole required
- This hot water faucet is ICC listed
- Reverse Osmosis Safe

Standard Finishes

MT1800DIY-NL/CHBRZ	Champagne Bronze	\$ 1451
MT1800DIY-NL/CPB	Polished Chrome	\$ 1046
MT1800DIY-NL/MB	Matte Black	\$ 1328
MT1800DIY-NL/ORB	Oil Rubbed Bronze	\$ 1255
MT1800DIY-NL/PVDBRN	PVD Brushed Nickel	\$ 1090
MT1800DIY-NL/PVDPN	PVD Polished Nickel	\$ 1090
MT1800DIY-NL/VB	Venetian Bronze	\$ 1255

Group 1 Finishes

All Group 1 Finishes \$ 1328

Group 2 Finishes

All Group 2 Finishes \$ 1451

Hot Water Faucet with Contemporary Round Body & Handle (120° Spout) & Little Gourmet® Premium Hot Water Tank

MT1820DIY-NL

- 1/4 Turn Ceramic Cartridge
- 1-3/16" minimum to 1-3/8" maximum mounting hole required
- This hot water faucet is ICC listed
- Reverse Osmosis Safe

Standard Finishes

MT1820DIY-NL/BRS	Brushed Stainless	\$ 1361
MT1820DIY-NL/CHBRZ	Champagne Bronze	\$ 1490
MT1820DIY-NL/CPB	Polished Chrome	\$ 1065
MT1820DIY-NL/MB	Matte Black	\$ 1361
MT1820DIY-NL/ORB	Oil Rubbed Bronze	\$ 1284
MT1820DIY-NL/PVDBRN	PVD Brushed Nickel	\$ 1111
MT1820DIY-NL/PVDPN	PVD Polished Nickel	\$ 1111
MT1820DIY-NL/ULB	Unlacquered Brass	\$ 1065
MT1820DIY-NL/VB	Venetian Bronze	\$ 1284

Group 1 Finishes

All Group 1 Finishes \$ 1361

Group 2 Finishes

All Group 2 Finishes \$ 1490



Francis Anthony Collection



MT1830DIY-NL



MT1840DIY-NL



Hot Water Faucet with Contemporary Round Body & Handle (90° Spout) & Little Gourmet® Premium Hot Water Tank

MT1830DIY-NL

- 1/4 Turn Ceramic Cartridge
- 1-3/16" minimum to 1-3/8" maximum mounting hole required
- This hot water faucet is ICC listed
- Reverse Osmosis Safe

Standard Finishes

MT1830DIY-NL/BRS	Brushed Stainless	\$ 1328
MT1830DIY-NL/CHBRZ	Champagne Bronze	\$ 1451
MT1830DIY-NL/CPB	Polished Chrome	\$ 1046
MT1830DIY-NL/MB	Matte Black	\$ 1328
MT1830DIY-NL/ORB	Oil Rubbed Bronze	\$ 1255
MT1830DIY-NL/PVDBRN	PVD Brushed Nickel	\$ 1090
MT1830DIY-NL/PVDPN	PVD Polished Nickel	\$ 1090
MT1830DIY-NL/ULB	Unlacquered Brass	\$ 1046
MT1830DIY-NL/VB	Venetian Bronze	\$ 1255

Group 1 Finishes

All Group 1 Finishes	\$ 1328
----------------------	---------

Group 2 Finishes

All Group 2 Finishes	\$ 1451
----------------------	---------

Hot Water Faucet with Contemporary Round Body & Handle & Little Gourmet® Premium Hot Water Tank

MT1840DIY-NL

- 1/4 Turn Ceramic Cartridge
- 1-3/16" minimum to 1-3/8" maximum mounting hole required
- This hot water faucet is ICC listed
- Reverse Osmosis Safe

Standard Finishes

MT1840DIY-NL/BRS	Brushed Stainless	\$ 1328
MT1840DIY-NL/CHBRZ	Champagne Bronze	\$ 1451
MT1840DIY-NL/CPB	Polished Chrome	\$ 1046
MT1840DIY-NL/MB	Matte Black	\$ 1328
MT1840DIY-NL/ORB	Oil Rubbed Bronze	\$ 1255
MT1840DIY-NL/PVDBRN	PVD Brushed Nickel	\$ 1090
MT1840DIY-NL/PVDPN	PVD Polished Nickel	\$ 1090
MT1840DIY-NL/ULB	Unlacquered Brass	\$ 1046
MT1840DIY-NL/VB	Venetian Bronze	\$ 1255

Group 1 Finishes

All Group 1 Finishes	\$ 1328
----------------------	---------

Group 2 Finishes

All Group 2 Finishes	\$ 1451
----------------------	---------

Francis Anthony Collection



Hot Water Faucet with Traditional Curved Body & Curved Handle & Little Gourmet® Premium Hot Water Tank

MT1850DIY-NL

- 1/4 Turn Ceramic Cartridge
- 1-3/16" minimum to 1-3/8" maximum mounting hole required
- This hot water faucet is ICC listed
- Reverse Osmosis Safe

Standard Finishes

MT1850DIY-NL/BRS	Brushed Stainless	\$ 1328
MT1850DIY-NL/CHBRZ	Champagne Bronze	\$ 1451
MT1850DIY-NL/CPB	Polished Chrome	\$ 1046
MT1850DIY-NL/MB	Matte Black	\$ 1328
MT1850DIY-NL/ORB	Oil Rubbed Bronze	\$ 1255
MT1850DIY-NL/PVDBRN	PVD Brushed Nickel	\$ 1090
MT1850DIY-NL/PVDPN	PVD Polished Nickel	\$ 1090
MT1850DIY-NL/ULB	Unlacquered Brass	\$ 1046
MT1850DIY-NL/VB	Venetian Bronze	\$ 1255

Group 1 Finishes

All Group 1 Finishes \$ 1328

Group 2 Finishes

All Group 2 Finishes \$ 1451



Hot Water Faucet with Traditional Double Curved Body & Curved Handle & Little Gourmet® Premium Hot Water Tank

MT1870DIY-NL

- 1/4 Turn Ceramic Cartridge
- 1-3/16" minimum to 1-3/8" maximum mounting hole required
- This hot water faucet is ICC listed
- Reverse Osmosis Safe

Standard Finishes

MT1870DIY-NL/BRS	Brushed Stainless	\$ 1328
MT1870DIY-NL/CHBRZ	Champagne Bronze	\$ 1451
MT1870DIY-NL/CPB	Polished Chrome	\$ 1046
MT1870DIY-NL/MB	Matte Black	\$ 1328
MT1870DIY-NL/ORB	Oil Rubbed Bronze	\$ 1255
MT1870DIY-NL/PVDBRN	PVD Brushed Nickel	\$ 1090
MT1870DIY-NL/PVDPN	PVD Polished Nickel	\$ 1090
MT1870DIY-NL/ULB	Unlacquered Brass	\$ 1046
MT1870DIY-NL/VB	Venetian Bronze	\$ 1255

Group 1 Finishes

All Group 1 Finishes \$ 1328

Group 2 Finishes

All Group 2 Finishes \$ 1451



Francis Anthony Collection

Hot Water Faucet with Contemporary Square Body & Little Gourmet® Premium Hot Water Tank



MT1880DIY-NL

- 1/4 Turn Ceramic Cartridge
- 1-3/16" minimum to 1-3/8" maximum mounting hole required
- This hot water faucet is ICC listed
- Reverse Osmosis Safe

Standard Finishes

MT1880DIY-NL/BRS	Brushed Stainless	\$ 1543
MT1880DIY-NL/CHBRZ	Champagne Bronze	\$ 1703
MT1880DIY-NL/CPB	Polished Chrome	\$ 1173
MT1880DIY-NL/MB	Matte Black	\$ 1543
MT1880DIY-NL/ORB	Oil Rubbed Bronze	\$ 1447
MT1880DIY-NL/PVDBRN	PVD Brushed Nickel	\$ 1230
MT1880DIY-NL/PVDPN	PVD Polished Nickel	\$ 1230
MT1880DIY-NL/ULB	Unlacquered Brass	\$ 1173
MT1880DIY-NL/VB	Venetian Bronze	\$ 1447

Group 1 Finishes











All Group 1 Finishes	\$ 1543
----------------------	---------

Group 2 Finishes

All Group 2 Finishes	\$ 1703
----------------------	---------

Notes:

Hot & Cold Water Faucets Table of Contents

Image	Model Number	Duet Finishes	Knurling	Industrial Handle	Page
	MT1801-NL	NO	NO	NO	84
	MT1821-NL	YES	YES	NO	85
	MT1821-NLIH	YES	YES	YES	86
	MT1831-NL	YES	YES	NO	87
	MT1831-NLIH	YES	YES	YES	88
	MT1841-NL	YES	YES	NO	89
	MT1841-NLIH	YES	YES	YES	90
	MT1851-NL	NO	NO	NO	91
	MT1871-NL	NO	NO	NO	91
	MT1881-NL	NO	NO	NO	92

For Hot Tank

Francis Anthony Collection
70 - 78

Additional Collections
78

Francis Anthony + Little
Gourmet® Packages
79 - 82

For Filters, Chiller, & Hot Tank

Francis Anthony Collection
84 - 92

Additional Collections
92

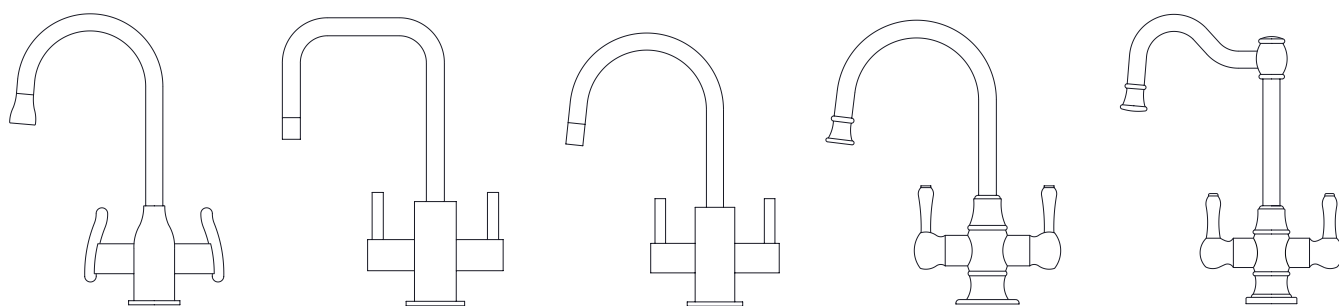
Francis Anthony + Little
Gourmet® Packages
93 - 96

For Filters & Chiller

Francis Anthony Collection
98 - 106

Additional Collections
107 - 108

Francis Anthony + Mountain
Pure® Filter Packages
109 - 112



Francis Anthony Collection



Francis Anthony
Collection

MT1801-NL

Hot & Cold Water Faucet with Modern Curved Body & Handles

MT1801-NL

- These Lead Free faucets are only compatible with The Little Gourmet® heating tank (MT641-3)
- 1/4 Turn Ceramic Cartridge
- 1-3/16" minimum to 1-3/8" maximum mounting hole required
- Heating tank is not included
- This hot & cold water faucet is ICC listed
- Reverse Osmosis Safe

Standard Finishes

MT1801-NL/CHBRZ	Champagne Bronze	\$ 1035
MT1801-NL/CPB	Polished Chrome	\$ 550
MT1801-NL/MB	Matte Black	\$ 878
MT1801-NL/ORB	Oil Rubbed Bronze	\$ 784
MT1801-NL/PVDBRN	PVD Brushed Nickel	\$ 620
MT1801-NL/PVDPN	PVD Polished Nickel	\$ 620
MT1801-NL/VB	Venetian Bronze	\$ 784

Group 1 Finishes

All Group 1 Finishes	\$ 878
----------------------	--------

Group 2 Finishes

All Group 2 Finishes	\$ 1035
----------------------	---------



Hot & Cold Water Faucet with Contemporary Round Body & Handles (120° Spout)

MT1821-NL

- These Lead Free faucets are only compatible with The Little Gourmet® heating tank (MT641-3)
- 1/4 Turn Ceramic Cartridge
- 1-3/16" minimum to 1-3/8" maximum mounting hole required
- Heating tank is not included
- This hot & cold water faucet is ICC listed
- Reverse Osmosis Safe

Standard Finishes

MT1821-NL/BRS	Brushed Stainless	\$ 920
MT1821-NL/CHBRZ	Champagne Bronze	\$ 1085
MT1821-NL/CPB	Polished Chrome	\$ 576
MT1821-NL/MB	Matte Black	\$ 920
MT1821-NL/ORB	Oil Rubbed Bronze	\$ 822
MT1821-NL/PVDBRN	PVD Brushed Nickel	\$ 649
MT1821-NL/PVDPN	PVD Polished Nickel	\$ 649
MT1821-NL/ULB	Unlacquered Brass	\$ 576
MT1821-NL/VB	Venetian Bronze	\$ 822

Group 1 Finishes

All Group 1 Finishes	\$ 920
----------------------	--------

Group 2 Finishes

All Group 2 Finishes	\$ 1085
----------------------	---------

Duet Finishes

MT1821-NLD/PVDBRN	Brushed Nickel	\$ 877
MT1821-NLD/CHBRZ	Champagne Bronze	\$ 877
MT1821-NLD/CPB	Polished Chrome	\$ 877
MT1821-NLD/PVDPN	Polished Nickel	\$ 877

(Matte Black is the Base Color for All Duet Products)

Knurled Duet Finishes

MT1821-NLKD/PVDBRN	Brushed Nickel	\$ 947
MT1821-NLKD/CHBRZ	Champagne Bronze	\$ 947
MT1821-NLKD/CPB	Polished Chrome	\$ 947
MT1821-NLKD/PVDPN	Polished Nickel	\$ 947

(Matte Black is the Base Color for All Duet Products)

Knurled Only

MT1821-NLK/PVDBRN	Brushed Nickel	\$ 947
MT1821-NLK/CHBRZ	Champagne Bronze	\$ 947
MT1821-NLK/CPB	Polished Chrome	\$ 947
MT1821-NLK/PVDPN	Polished Nickel	\$ 947

(Knurling Added to Handle and Faucet Tip)

MT1821 Duet Finish Combinations



Base:
Matte Black (MB)

Accent:
Brushed Nickel (BRN)



Base:
Matte Black (MB)

Accent:
Polished Chrome (CPB)



Base:
Matte Black (MB)

Accent:
Polished Nickel (PN)



Base:
Matte Black (MB)

Accent:
Champagne Bronze (CHBRZ)



Hot & Cold Water Faucet with Contemporary Round Body & Industrial Lever Handles (120° Spout)

MT1821-NLIH

- These Lead Free faucets are only compatible with The Little Gourmet® heating tank (MT641-3)
- 1/4 Turn Ceramic Cartridge
- 1-3/16" minimum to 1-3/8" maximum mounting hole required
- Heating tank is not included
- This hot & cold water faucet is ICC listed
- Reverse Osmosis Safe

Standard Finishes

MT1821-NLIH/BRS	Brushed Stainless	\$ 1066
MT1821-NLIH/CHBRZ	Champagne Bronze	\$ 1253
MT1821-NLIH/CPB	Polished Chrome	\$ 692
MT1821-NLIH/MB	Matte Black	\$ 1066
MT1821-NLIH/ORB	Oil Rubbed Bronze	\$ 956
MT1821-NLIH/PVDBRN	PVD Brushed Nickel	\$ 791
MT1821-NLIH/PVDPN	PVD Polished Nickel	\$ 791
MT1821-NLIH/ULB	Unlacquered Brass	\$ 692
MT1821-NLIH/VB	Venetian Bronze	\$ 956

Group 1 Finishes

All Group 1 Finishes	\$ 1066
----------------------	---------

Group 2 Finishes

All Group 2 Finishes	\$ 1253
----------------------	---------

Duet Finishes

(Matte Black is the Base Color for All Duet Products)

MT1821-NLIHD/PVDBRN	Brushed Nickel	\$ 1121
MT1821-NLIHD/CHBRZ	Champagne Bronze	\$ 1121
MT1821-NLIHD/CPB	Polished Chrome	\$ 1121
MT1821-NLIHD/PVDPN	Polished Nickel	\$ 1121

Knurled Duet Finishes

(Matte Black is the Base Color for All Duet Products)

MT1821-NLIHDK/PVDBRN	Brushed Nickel	\$ 1210
MT1821-NLIHDK/CHBRZ	Champagne Bronze	\$ 1210
MT1821-NLIHDK/CPB	Polished Chrome	\$ 1210
MT1821-NLIHDK/PVDPN	Polished Nickel	\$ 1210

Knurled Only

(Knurling Added to Handle and Faucet Tip)

MT1821-NLIHK/PVDBRN	Brushed Nickel	\$ 1210
MT1821-NLIHK/CHBRZ	Champagne Bronze	\$ 1210
MT1821-NLIHK/CPB	Polished Chrome	\$ 1210
MT1821-NLIHK/PVDPN	Polished Nickel	\$ 1210

MT1821 Duet Finish Combinations



Base:
Matte Black (MB)

Accent:
Brushed Nickel (BRN)



Base:
Matte Black (MB)

Accent:
Polished Chrome (CPB)



Base:
Matte Black (MB)

Accent:
Polished Nickel (PN)



Base:
Matte Black (MB)

Accent:
Champagne Bronze (CHBRZ)

Hot & Cold Water Faucet with Contemporary Round Body & Handles (90° Spout)



MT1831-NL



Francis Anthony
Collection

MT1831-NL

- These Lead Free faucets are only compatible with The Little Gourmet® heating tank (MT641-3)
- 1/4 Turn Ceramic Cartridge
- 1-3/16" minimum to 1-3/8" maximum mounting hole required
- Heating tank is not included
- This hot & cold water faucet is ICC listed
- Reverse Osmosis Safe

Standard Finishes

MT1831-NL/BRS	Brushed Stainless	\$ 878
MT1831-NL/CHBRZ	Champagne Bronze	\$ 1035
MT1831-NL/CPB	Polished Chrome	\$ 550
MT1831-NL/MB	Matte Black	\$ 878
MT1831-NL/ORB	Oil Rubbed Bronze	\$ 784
MT1831-NL/PVDBRN	PVD Brushed Nickel	\$ 620
MT1831-NL/PVDPN	PVD Polished Nickel	\$ 620
MT1831-NL/ULB	Unlacquered Brass	\$ 550
MT1831-NL/VB	Venetian Bronze	\$ 784

Group 1 Finishes

All Group 1 Finishes	\$ 878
----------------------	---------------

Group 2 Finishes

All Group 2 Finishes	\$ 1035
----------------------	----------------

Duet Finishes

(Matte Black is the Base Color for All Duet Products)

MT1831-NLD/PVDBRN	Brushed Nickel	\$ 957
MT1831-NLD/CHBRZ	Champagne Bronze	\$ 957
MT1831-NLD/CPB	Polished Chrome	\$ 957
MT1831-NLD/PVDPN	Polished Nickel	\$ 957

Knurled Duet Finishes

(Matte Black is the Base Color for All Duet Products)

MT1831-NLDK/PVDBRN	Brushed Nickel	\$ 1049
MT1831-NLDK/CHBRZ	Champagne Bronze	\$ 1049
MT1831-NLDK/CPB	Polished Chrome	\$ 1049
MT1831-NLDK/PVDPN	Polished Nickel	\$ 1049

Knurled Only

(Knurling Added to Handle and Faucet Tip)

MT1831-NLK/PVDBRN	Brushed Nickel	\$ 1049
MT1831-NLK/CHBRZ	Champagne Bronze	\$ 1049
MT1831-NLK/CPB	Polished Chrome	\$ 1049
MT1831-NLK/PVDPN	Polished Nickel	\$ 1049

MT1831 Duet Finish Combinations



Base:
Matte Black (MB)

Accent:
Brushed Nickel (BRN)



Base:
Matte Black (MB)

Accent:
Polished Chrome (CPB)



Base:
Matte Black (MB)

Accent:
Polished Nickel (PN)



Base:
Matte Black (MB)

Accent:
Champagne Bronze (CHBRZ)



Hot & Cold Water Faucet with Contemporary Round Body & Industrial Lever Handles (90° Spout)

MT1831-NLIH

- These Lead Free faucets are only compatible with The Little Gourmet® heating tank (MT641-3)
- 1/4 Turn Ceramic Cartridge
- 1-3/16" minimum to 1-3/8" maximum mounting hole required
- Heating tank is not included
- This hot & cold water faucet is ICC listed
- Reverse Osmosis Safe

Standard Finishes

MT1831-NLIH/BRS	Brushed Stainless	\$ 1008
MT1831-NLIH/CHBRZ	Champagne Bronze	\$ 1187
MT1831-NLIH/CPB	Polished Chrome	\$ 659
MT1831-NLIH/MB	Matte Black	\$ 1008
MT1831-NLIH/ORB	Oil Rubbed Bronze	\$ 905
MT1831-NLIH/PVDBRN	PVD Brushed Nickel	\$ 727
MT1831-NLIH/PVDPN	PVD Polished Nickel	\$ 727
MT1831-NLIH/ULB	Unlacquered Brass	\$ 659
MT1831-NLIH/VB	Venetian Bronze	\$ 905

Group 1 Finishes

All Group 1 Finishes	\$ 1008
----------------------	---------

Group 2 Finishes

All Group 2 Finishes	\$ 1187
----------------------	---------

Duet Finishes

	(Matte Black is the Base Color for All Duet Products)	
MT1831-NLIHD/PVDBRN	Brushed Nickel	\$ 1063
MT1831-NLIHD/CHBRZ	Champagne Bronze	\$ 1063
MT1831-NLIHD/CPB	Polished Chrome	\$ 1063
MT1831-NLIHD/PVDPN	Polished Nickel	\$ 1063

Knurled Duet Finishes

	(Matte Black is the Base Color for All Duet Products)	
MT1831-NLIHDK/PVDBRN	Brushed Nickel	\$ 1148
MT1831-NLIHDK/CHBRZ	Champagne Bronze	\$ 1148
MT1831-NLIHDK/CPB	Polished Chrome	\$ 1148
MT1831-NLIHDK/PVDPN	Polished Nickel	\$ 1148

Knurled Only

	(Knurling Added to Handle and Faucet Tip)	
MT1831-NLIHK/PVDBRN	Brushed Nickel	\$ 1148
MT1831-NLIHK/CHBRZ	Champagne Bronze	\$ 1148
MT1831-NLIHK/CPB	Polished Chrome	\$ 1148
MT1831-NLIHK/PVDPN	Polished Nickel	\$ 1148



MT1831 Duet Finish Combinations



Base:
Matte Black (MB)

Accent:
Brushed Nickel (BRN)



Base:
Matte Black (MB)

Accent:
Polished Chrome (CPB)



Base:
Matte Black (MB)

Accent:
Polished Nickel (PN)



Base:
Matte Black (MB)

Accent:
Champagne Bronze (CHBRZ)

Hot & Cold Water Faucet with Contemporary Round Body & Handles

MT1841-NL

- These Lead Free faucets are only compatible with The Little Gourmet® heating tank (MT641-3)
- 1/4 Turn Ceramic Cartridge
- 1-3/16" minimum to 1-3/8" maximum mounting hole required
- Heating tank is not included
- This hot & cold water faucet is ICC listed
- Reverse Osmosis Safe

Standard Finishes

MT1841-NL/BRS	Brushed Stainless	\$ 878
MT1841-NL/CHBRZ	Champagne Bronze	\$ 1035
MT1841-NL/CPB	Polished Chrome	\$ 550
MT1841-NL/MB	Matte Black	\$ 878
MT1841-NL/ORB	Oil Rubbed Bronze	\$ 784
MT1841-NL/PVDBRN	PVD Brushed Nickel	\$ 620
MT1841-NL/PVDPN	PVD Polished Nickel	\$ 620
MT1841-NL/ULB	Unlacquered Brass	\$ 550
MT1841-NL/VB	Venetian Bronze	\$ 784

Group 1 Finishes

All Group 1 Finishes	\$ 878
----------------------	---------------

Group 2 Finishes

All Group 2 Finishes	\$ 1035
----------------------	----------------

Duet Finishes

(Matte Black is the Base Color for All Duet Products)

MT1841-NLD/PVDBRN	Brushed Nickel	\$ 957
MT1841-NLD/CHBRZ	Champagne Bronze	\$ 957
MT1841-NLD/CPB	Polished Chrome	\$ 957
MT1841-NLD/PVDPN	Polished Nickel	\$ 957

Knurled Duet Finishes

(Matte Black is the Base Color for All Duet Products)

MT1841-NLDK/PVDBRN	Brushed Nickel	\$ 1049
MT1841-NLDK/CHBRZ	Champagne Bronze	\$ 1049
MT1841-NLDK/CPB	Polished Chrome	\$ 1049
MT1841-NLDK/PVDPN	Polished Nickel	\$ 1049

Knurled Only

(Knurling Added to Handle and Faucet Tip)

MT1841-NLK/PVDBRN	Brushed Nickel	\$ 1049
MT1841-NLK/CHBRZ	Champagne Bronze	\$ 1049
MT1841-NLK/CPB	Polished Chrome	\$ 1049
MT1841-NLK/PVDPN	Polished Nickel	\$ 1049



MT1841-NL



Francis Anthony
Collection

MT1841 Duet Finish Combinations



Base:
Matte Black (MB)

Accent:
Brushed Nickel (BRN)



Base:
Matte Black (MB)

Accent:
Polished Chrome (CPB)



Base:
Matte Black (MB)

Accent:
Polished Nickel (PN)



Base:
Matte Black (MB)

Accent:
Champagne Bronze (CHBRZ)



Hot & Cold Water Faucet with Contemporary Round Body & Industrial Lever Handles

MT1841-NLIH

- These Lead Free faucets are only compatible with The Little Gourmet® heating tank (MT641-3)
- 1/4 Turn Ceramic Cartridge
- 1-3/16" minimum to 1-3/8" maximum mounting hole required
- Heating tank is not included
- This hot & cold water faucet is ICC listed
- Reverse Osmosis Safe

Standard Finishes

MT1841-NLIH/BRS	Brushed Stainless	\$ 1008
MT1841-NLIH/CHBRZ	Champagne Bronze	\$ 1187
MT1841-NLIH/CPB	Polished Chrome	\$ 659
MT1841-NLIH/MB	Matte Black	\$ 1008
MT1841-NLIH/ORB	Oil Rubbed Bronze	\$ 905
MT1841-NLIH/PVDBRN	PVD Brushed Nickel	\$ 727
MT1841-NLIH/PVDPN	PVD Polished Nickel	\$ 727
MT1841-NLIH/ULB	Unlacquered Brass	\$ 659
MT1841-NLIH/VB	Venetian Bronze	\$ 905

Group 1 Finishes

All Group 1 Finishes	\$ 1008
----------------------	---------

Group 2 Finishes

All Group 2 Finishes	\$ 1187
----------------------	---------

Duet Finishes

(Matte Black is the Base Color for All Duet Products)

MT1841-NLIHD/PVDBRN	Brushed Nickel	\$ 1063
MT1841-NLIHD/CHBRZ	Champagne Bronze	\$ 1063
MT1841-NLIHD/CPB	Polished Chrome	\$ 1063
MT1841-NLIHD/PVDPN	Polished Nickel	\$ 1063

Knurled Duet Finishes

(Matte Black is the Base Color for All Duet Products)

MT1841-NLIHDK/PVDBRN	Brushed Nickel	\$ 1148
MT1841-NLIHDK/CHBRZ	Champagne Bronze	\$ 1148
MT1841-NLIHDK/CPB	Polished Chrome	\$ 1148
MT1841-NLIHDK/PVDPN	Polished Nickel	\$ 1148

Knurled Only

(Knurling Added to Handle and Faucet Tip)

MT1841-NLIHK/PVDBRN	Brushed Nickel	\$ 1148
MT1841-NLIHK/CHBRZ	Champagne Bronze	\$ 1148
MT1841-NLIHK/CPB	Polished Chrome	\$ 1148
MT1841-NLIHK/PVDPN	Polished Nickel	\$ 1148

MT1841 Duet Finish Combinations



Base:
Matte Black (MB)

Accent:
Brushed Nickel (BRN)



Base:
Matte Black (MB)

Accent:
Polished Chrome (CPB)



Base:
Matte Black (MB)

Accent:
Polished Nickel (PN)



Base:
Matte Black (MB)

Accent:
Champagne Bronze (CHBRZ)

Hot & Cold Water Faucet with Traditional Curved Body & Curved Handles

MT1851-NL

- These Lead Free faucets are only compatible with The Little Gourmet® heating tank (MT641-3)
- 1/4 Turn Ceramic Cartridge
- 1-3/16" minimum to 1-3/8" maximum mounting hole required
- Heating tank is not included
- This hot & cold water faucet is ICC listed
- Reverse Osmosis Safe

Standard Finishes

MT1851-NL/BRS	Brushed Stainless	\$ 878
MT1851-NL/CHBRZ	Champagne Bronze	\$ 1035
MT1851-NL/CPB	Polished Chrome	\$ 550
MT1851-NL/MB	Matte Black	\$ 878
MT1851-NL/ORB	Oil Rubbed Bronze	\$ 784
MT1851-NL/PVDBRN	PVD Brushed Nickel	\$ 620
MT1851-NL/PVDPN	PVD Polished Nickel	\$ 620
MT1851-NL/ULB	Unlacquered Brass	\$ 550
MT1851-NL/VB	Venetian Bronze	\$ 784

Group 1 Finishes

All Group 1 Finishes \$ 878

Group 2 Finishes

All Group 2 Finishes \$ 1035



MT1851-NL



Francis Anthony
Collection

Hot & Cold Water Faucet with Traditional Double Curved Body & Curved Handles

MT1871-NL

- These Lead Free faucets are only compatible with The Little Gourmet® heating tank (MT641-3)
- 1/4 Turn Ceramic Cartridge
- 1-3/16" minimum to 1-3/8" maximum mounting hole required
- Heating tank is not included
- This hot & cold water faucet is ICC listed
- Reverse Osmosis Safe

Standard Finishes


MT1871-NL/BRS	Brushed Stainless	\$ 878
MT1871-NL/CHBRZ	Champagne Bronze	\$ 1035
MT1871-NL/CPB	Polished Chrome	\$ 550
MT1871-NL/MB	Matte Black	\$ 878
MT1871-NL/ORB	Oil Rubbed Bronze	\$ 784
MT1871-NL/PVDBRN	PVD Brushed Nickel	\$ 620
MT1871-NL/PVDPN	PVD Polished Nickel	\$ 620
MT1871-NL/ULB	Unlacquered Brass	\$ 550
MT1871-NL/VB	Venetian Bronze	\$ 784

Group 1 Finishes

All Group 1 Finishes \$ 878

Group 2 Finishes

All Group 2 Finishes \$ 1035



MT1871-NL



Francis Anthony
Collection



Hot & Cold Water Faucet with Contemporary Square Body

MT1881-NL

- These Lead Free faucets are only compatible with The Little Gourmet® heating tank (MT641-3)
- 1/4 Turn Ceramic Cartridge
- 1-3/16" minimum to 1-3/8" maximum mounting hole required
- Heating tank is not included
- This hot & cold water faucet is ICC listed
- Reverse Osmosis Safe

Standard Finishes

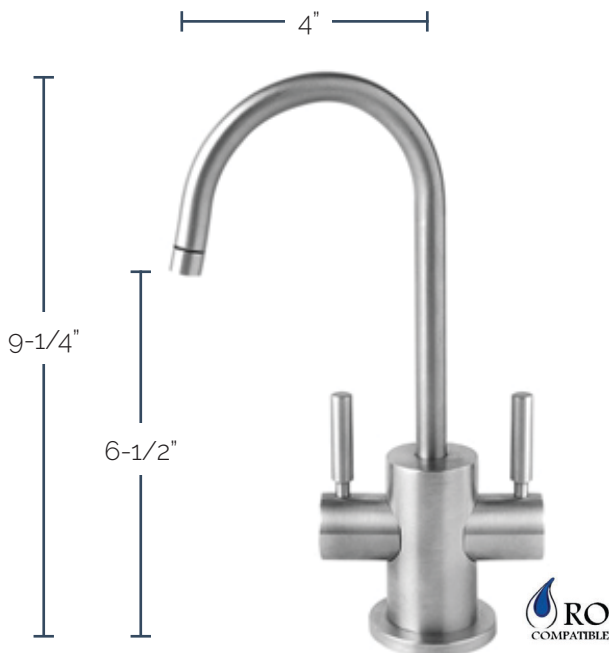
MT1881-NL/BRS	Brushed Stainless	\$ 1150
MT1881-NL/CHBRZ	Champagne Bronze	\$ 1356
MT1881-NL/CPB	Polished Chrome	\$ 721
MT1881-NL/MB	Matte Black	\$ 1150
MT1881-NL/ORB	Oil Rubbed Bronze	\$ 1027
MT1881-NL/PVDBRN	PVD Brushed Nickel	\$ 812
MT1881-NL/PVDPN	PVD Polished Nickel	\$ 812
MT1881-NL/ULB	Unlacquered Brass	\$ 721
MT1881-NL/VB	Venetian Bronze	\$ 1027

Group 1 Finishes

All Group 1 Finishes	\$ 1150
----------------------	---------

Group 2 Finishes

All Group 2 Finishes	\$ 1356
----------------------	---------



Stainless Steel Hot & Cold Water Faucet with Contemporary Round Body & Handles

MT1401/SS \$ 840

- These Lead Free faucets are only compatible with The Little Gourmet® heating tank (MT641-3)
- 1/4 Turn Ceramic Cartridge / 1-3/8" mounting hole required
- Heating tank is not included
- This hot & cold water faucet is IAPMO listed
- Reverse Osmosis Safe
- Solid 304 Stainless Steel Construction
- Only Available in Stainless Steel Finish

**Being Discontinued, Limited Stock Available*



Little Gourmet
Premium Hot Water Dispenser

See the Little Gourmet® Premium Hot Water Dispenser on Page 63

Francis Anthony
Collection



MT1801DIY-NL



Hot & Cold Water Faucet with Modern Curved Body & Handles & Little Gourmet® Premium Hot Water Tank

MT1801DIY-NL

- 1/4 Turn Ceramic Cartridge
- 1-3/16" minimum to 1-3/8" maximum mounting hole required
- This hot & cold water faucet is ICC listed
- Reverse Osmosis Safe

Standard Finishes

MT1801DIY-NL/CHBRZ	Champagne Bronze	\$ 1671
MT1801DIY-NL/CPB	Polished Chrome	\$ 1185
MT1801DIY-NL/MB	Matte Black	\$ 1513
MT1801DIY-NL/ORB	Oil Rubbed Bronze	\$ 1420
MT1801DIY-NL/PVDBRN	PVD Brushed Nickel	\$ 1255
MT1801DIY-NL/PVDPN	PVD Polished Nickel	\$ 1255
MT1801DIY-NL/VB	Venetian Bronze	\$ 1420

Group 1 Finishes

All Group 1 Finishes	\$ 1513
----------------------	----------------

Group 2 Finishes

All Group 2 Finishes	\$ 1671
----------------------	----------------



MT1821DIY-NL



Hot & Cold Water Faucet with Contemporary Round Body & Handles (120° Spout) & Little Gourmet® Premium Hot Water Tank

MT1821DIY-NL

- 1/4 Turn Ceramic Cartridge
- 1-3/16" minimum to 1-3/8" maximum mounting hole required
- This hot & cold water faucet is ICC listed
- Reverse Osmosis Safe

Standard Finishes

MT1821DIY-NL/BRS	Brushed Stainless	\$ 1555
MT1821DIY-NL/CHBRZ	Champagne Bronze	\$ 1720
MT1821DIY-NL/CPB	Polished Chrome	\$ 1211
MT1821DIY-NL/MB	Matte Black	\$ 1555
MT1821DIY-NL/ORB	Oil Rubbed Bronze	\$ 1457
MT1821DIY-NL/PVDBRN	PVD Brushed Nickel	\$ 1284
MT1821DIY-NL/PVDPN	PVD Polished Nickel	\$ 1284
MT1821DIY-NL/ULB	Unlacquered Brass	\$ 1211
MT1821DIY-NL/VB	Venetian Bronze	\$ 1457

Group 1 Finishes

All Group 1 Finishes	\$ 1555
----------------------	----------------

Group 2 Finishes

All Group 2 Finishes	\$ 1720
----------------------	----------------



Francis Anthony Collection



MT1831DIY-NL



MT1841DIY-NL

Hot & Cold Water Faucet with Contemporary Round Body & Handles (90° Spout) & Little Gourmet® Premium Hot Water Tank

MT1831DIY-NL

- 1/4 Turn Ceramic Cartridge
- 1-3/16" minimum to 1-3/8" maximum mounting hole required
- This hot & cold water faucet is ICC listed
- Reverse Osmosis Safe

Standard Finishes

MT1831DIY-NL/BRS	Brushed Stainless	\$ 1513
MT1831DIY-NL/CHBRZ	Champagne Bronze	\$ 1671
MT1831DIY-NL/CPB	Polished Chrome	\$ 1185
MT1831DIY-NL/MB	Matte Black	\$ 1513
MT1831DIY-NL/ORB	Oil Rubbed Bronze	\$ 1420
MT1831DIY-NL/PVDBRN	PVD Brushed Nickel	\$ 1255
MT1831DIY-NL/PVDPN	PVD Polished Nickel	\$ 1255
MT1831DIY-NL/ULB	Unlacquered Brass	\$ 1185
MT1831DIY-NL/VB	Venetian Bronze	\$ 1420

Group 1 Finishes

All Group 1 Finishes	\$ 1513
----------------------	---------

Group 2 Finishes

All Group 2 Finishes	\$ 1671
----------------------	---------

Hot & Cold Water Faucet with Contemporary Round Body & Handles & Little Gourmet® Premium Hot Water Tank

MT1841DIY-NL

- 1/4 Turn Ceramic Cartridge
- 1-3/16" minimum to 1-3/8" maximum mounting hole required
- This hot & cold water faucet is ICC listed
- Reverse Osmosis Safe

Standard Finishes

MT1841DIY-NL/BRS	Brushed Stainless	\$ 1513
MT1841DIY-NL/CHBRZ	Champagne Bronze	\$ 1671
MT1841DIY-NL/CPB	Polished Chrome	\$ 1185
MT1841DIY-NL/MB	Matte Black	\$ 1513
MT1841DIY-NL/ORB	Oil Rubbed Bronze	\$ 1420
MT1841DIY-NL/PVDBRN	PVD Brushed Nickel	\$ 1255
MT1841DIY-NL/PVDPN	PVD Polished Nickel	\$ 1255
MT1841DIY-NL/ULB	Unlacquered Brass	\$ 1185
MT1841DIY-NL/VB	Venetian Bronze	\$ 1420

Group 1 Finishes

All Group 1 Finishes	\$ 1513
----------------------	---------

Group 2 Finishes

All Group 2 Finishes	\$ 1671
----------------------	---------

Francis Anthony Collection



Hot & Cold Water Faucet with Traditional Curved Body & Curved Handles & Little Gourmet® Premium Hot Water Tank

MT1851DIY-NL

- 1/4 Turn Ceramic Cartridge
- 1-3/16" minimum to 1-3/8" maximum mounting hole required
- This hot & cold water faucet is ICC listed
- Reverse Osmosis Safe

Standard Finishes

MT1851DIY-NL/BRS	Brushed Stainless	\$ 1513
MT1851DIY-NL/CHBRZ	Champagne Bronze	\$ 1671
MT1851DIY-NL/CPB	Polished Chrome	\$ 1185
MT1851DIY-NL/MB	Matte Black	\$ 1513
MT1851DIY-NL/ORB	Oil Rubbed Bronze	\$ 1420
MT1851DIY-NL/PVDBRN	PVD Brushed Nickel	\$ 1255
MT1851DIY-NL/PVDPN	PVD Polished Nickel	\$ 1255
MT1851DIY-NL/ULB	Unlacquered Brass	\$ 1185
MT1851DIY-NL/VB	Venetian Bronze	\$ 1420

Group 1 Finishes

All Group 1 Finishes \$ 1513

Group 2 Finishes

All Group 2 Finishes \$ 1671

Hot & Cold Water Faucet with Traditional Double Curved Body & Curved Handles & Little Gourmet® Premium Hot Water Tank

MT1871DIY-NL

- 1/4 Turn Ceramic Cartridge
- 1-3/16" minimum to 1-3/8" maximum mounting hole required
- This hot & cold water faucet is ICC listed
- Reverse Osmosis Safe

Standard Finishes

MT1871DIY-NL/BRS	Brushed Stainless	\$ 1513
MT1871DIY-NL/CHBRZ	Champagne Bronze	\$ 1671
MT1871DIY-NL/CPB	Polished Chrome	\$ 1185
MT1871DIY-NL/MB	Matte Black	\$ 1513
MT1871DIY-NL/ORB	Oil Rubbed Bronze	\$ 1420
MT1871DIY-NL/PVDBRN	PVD Brushed Nickel	\$ 1255
MT1871DIY-NL/PVDPN	PVD Polished Nickel	\$ 1255
MT1871DIY-NL/ULB	Unlacquered Brass	\$ 1185
MT1871DIY-NL/VB	Venetian Bronze	\$ 1420

Group 1 Finishes











All Group 1 Finishes \$ 1513

Group 2 Finishes

All Group 2 Finishes \$ 1671

96

Point-of-Use Water Faucets Table of Contents

Image	Model Number	Duet Finishes	Knurling	Industrial Handle	Page
	MT1803-NL	NO	NO	NO	98
	MT1823-NL	YES	YES	NO	99
	MT1823-NLIH	YES	YES	YES	100
	MT1833-NL	YES	YES	NO	101
	MT1833-NLIH	YES	YES	YES	102
	MT1843-NL	YES	YES	NO	103
	MT1843-NLIH	YES	YES	YES	104
	MT1853-NL	NO	NO	NO	105
	MT1873-NL	NO	NO	NO	105
	MT1883-NL	NO	NO	NO	106

For Hot Tank

Francis Anthony Collection
70 - 78

Additional Collections
78

Francis Anthony + Little
Gourmet® Packages
79 - 82

For Filters, Chiller, & Hot Tank

Francis Anthony Collection
84 - 92

Additional Collections
92

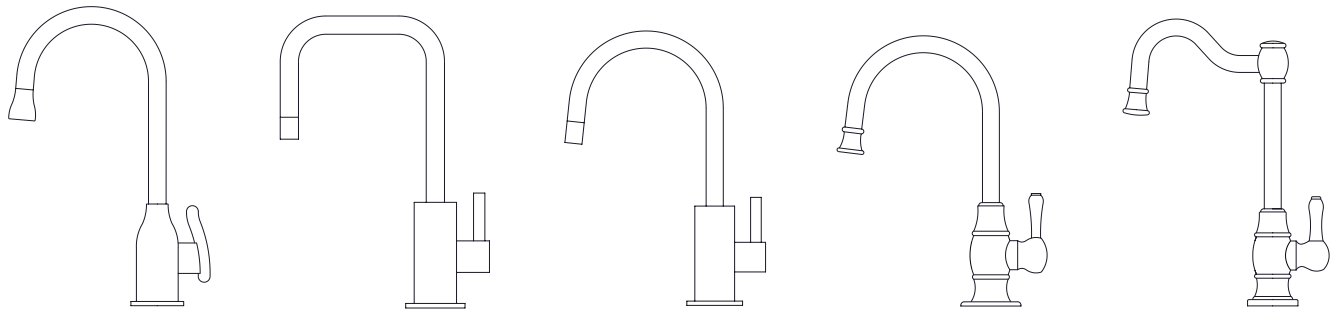
Francis Anthony + Little
Gourmet® Packages
93 - 96

For Filters & Chiller

Francis Anthony Collection
98 - 106

Additional Collections
107 - 108

Francis Anthony + Mountain
Pure® Filter Packages
109 - 112



Francis Anthony Collection



Francis Anthony
Collection

MT1803-NL

Point-of-Use Drinking Faucet with Modern Curved Body & Handle

MT1803-NL

- 1/4 Turn Ceramic Cartridge
- These faucets are constructed with lead free brass
- 1-3/16" minimum to 1-3/8" maximum mounting hole required
- This drinking water faucet is ICC listed
- Reverse Osmosis Safe

Standard Finishes

MT1803-NL/CHBRZ	Champagne Bronze	\$ 624
MT1803-NL/CPB	Polished Chrome	\$ 259
MT1803-NL/MB	Matte Black	\$ 529
MT1803-NL/ORB	Oil Rubbed Bronze	\$ 471
MT1803-NL/PVDBRN	PVD Brushed Nickel	\$ 315
MT1803-NL/PVDPN	PVD Polished Nickel	\$ 315
MT1803-NL/VB	Venetian Bronze	\$ 471

Group 1 Finishes

All Group 1 Finishes	\$ 529
----------------------	--------

Group 2 Finishes

All Group 2 Finishes	\$ 624
----------------------	--------



Point-of-Use Drinking Faucet with Contemporary Round Body & Handle (120° Spout)

MT1823-NL

- 1/4 Turn Ceramic Cartridge
- These faucets are constructed with lead free brass
- 1-3/16" minimum to 1-3/8" maximum mounting hole required
- This drinking water faucet is ICC listed
- Reverse Osmosis Safe

Standard Finishes

MT1823-NL/BRS	Brushed Stainless	\$ 554
MT1823-NL/CHBRZ	Champagne Bronze	\$ 653
MT1823-NL/CPB	Polished Chrome	\$ 272
MT1823-NL/MB	Matte Black	\$ 554
MT1823-NL/ORB	Oil Rubbed Bronze	\$ 494
MT1823-NL/PVDBRN	PVD Brushed Nickel	\$ 330
MT1823-NL/PVDPN	PVD Polished Nickel	\$ 330
MT1823-NL/ULB	Unlacquered Brass	\$ 272
MT1823-NL/VB	Venetian Bronze	\$ 494

Group 1 Finishes

All Group 1 Finishes	\$ 554
----------------------	--------

Group 2 Finishes

All Group 2 Finishes	\$ 653
----------------------	--------

Duet Finishes

(Matte Black is the Base Color for All Duet Products)

MT1823-NLD/PVDBRN	Brushed Nickel	\$ 609
MT1823-NLD/CHBRZ	Champagne Bronze	\$ 609
MT1823-NLD/CPB	Polished Chrome	\$ 609
MT1823-NLD/PVDPN	Polished Nickel	\$ 609

Knurled Duet Finishes

(Matte Black is the Base Color for All Duet Products)

MT1823-NLDK/PVDBRN	Brushed Nickel	\$ 657
MT1823-NLDK/CHBRZ	Champagne Bronze	\$ 657
MT1823-NLDK/CPB	Polished Chrome	\$ 657
MT1823-NLDK/PVDPN	Polished Nickel	\$ 657

Knurled Only

(Knurling Added to Handle and Faucet Tip)

MT1823-NLK/PVDBRN	Brushed Nickel	\$ 657
MT1823-NLK/CHBRZ	Champagne Bronze	\$ 657
MT1823-NLK/CPB	Polished Chrome	\$ 657
MT1823-NLK/PVDPN	Polished Nickel	\$ 657

MT1823 Duet Finish Combinations



Base:
Matte Black (MB)

Accent:
Brushed Nickel (BRN)



Base:
Matte Black (MB)

Accent:
Polished Chrome (CPB)



Base:
Matte Black (MB)

Accent:
Polished Nickel (PN)



Base:
Matte Black (MB)

Accent:
Champagne Bronze (CHBRZ)



Point-of-Use Drinking Faucet with Contemporary Round Body & Industrial Lever Handle (120° Spout)

MT1823-NLIH

- 1/4 Turn Ceramic Cartridge
- These faucets are constructed with lead free brass
- 1-3/16" minimum to 1-3/8" maximum mounting hole required
- This drinking water faucet is ICC listed
- Reverse Osmosis Safe

Standard Finishes

MT1823-NLIH/BRS	Brushed Stainless	\$ 622
MT1823-NLIH/CHBRZ	Champagne Bronze	\$ 743
MT1823-NLIH/CPB	Polished Chrome	\$ 329
MT1823-NLIH/MB	Matte Black	\$ 622
MT1823-NLIH/ORB	Oil Rubbed Bronze	\$ 560
MT1823-NLIH/PVDBRN	PVD Brushed Nickel	\$ 391
MT1823-NLIH/PVDPN	PVD Polished Nickel	\$ 391
MT1823-NLIH/ULB	Unlacquered Brass	\$ 329
MT1823-NLIH/VB	Venetian Bronze	\$ 560

Group 1 Finishes

All Group 1 Finishes	\$ 622
----------------------	--------

Group 2 Finishes

All Group 2 Finishes	\$ 743
----------------------	--------

Duet Finishes

(Matte Black is the Base Color for All Duet Products)

MT1823-NLIHD/PVDBRN	Brushed Nickel	\$ 677
MT1823-NLIHD/CHBRZ	Champagne Bronze	\$ 677
MT1823-NLIHD/CPB	Polished Chrome	\$ 677
MT1823-NLIHD/PVDPN	Polished Nickel	\$ 677

Knurled Duet Finishes

(Matte Black is the Base Color for All Duet Products)

MT1823-NLIHDK/PVDBRN	Brushed Nickel	\$ 731
MT1823-NLIHDK/CHBRZ	Champagne Bronze	\$ 731
MT1823-NLIHDK/CPB	Polished Chrome	\$ 731
MT1823-NLIHDK/PVDPN	Polished Nickel	\$ 731

Knurled Only

(Knurling Added to Handle and Faucet Tip)

MT1823-NLIHK/PVDBRN	Brushed Nickel	\$ 731
MT1823-NLIHK/CHBRZ	Champagne Bronze	\$ 731
MT1823-NLIHK/CPB	Polished Chrome	\$ 731
MT1823-NLIHK/PVDPN	Polished Nickel	\$ 731



MT1823-NLIH



Francis Anthony
Collection

MT1823 Duet Finish Combinations



Base:
Matte Black (MB)

Accent:
Brushed Nickel (BRN)



Base:
Matte Black (MB)

Accent:
Polished Chrome (CPB)



Base:
Matte Black (MB)

Accent:
Polished Nickel (PN)



Base:
Matte Black (MB)

Accent:
Champagne Bronze (CHBRZ)



MT1833-NL

Duet

Knurled



Francis Anthony
Collection

Point-of-Use Drinking Faucet with Contemporary Round Body & Handle (90° Spout)

MT1833-NL

- 1/4 Turn Ceramic Cartridge
- These faucets are constructed with lead free brass
- 1-3/16" minimum to 1-3/8" maximum mounting hole required
- This drinking water faucet is ICC listed
- Reverse Osmosis Safe

Standard Finishes

MT1833-NL/BRS	Brushed Stainless	\$ 529
MT1833-NL/CHBRZ	Champagne Bronze	\$ 624
MT1833-NL/CPB	Polished Chrome	\$ 259
MT1833-NL/MB	Matte Black	\$ 529
MT1833-NL/ORB	Oil Rubbed Bronze	\$ 471
MT1833-NL/PVDBRN	PVD Brushed Nickel	\$ 315
MT1833-NL/PVDPN	PVD Polished Nickel	\$ 315
MT1833-NL/ULB	Unlacquered Brass	\$ 259
MT1833-NL/VB	Venetian Bronze	\$ 471

Group 1 Finishes

All Group 1 Finishes	\$ 529
----------------------	--------

Group 2 Finishes

All Group 2 Finishes	\$ 624
----------------------	--------

Duet Finishes

(Matte Black is the Base Color for All Duet Products)

MT1833-NLD/PVDBRN	Brushed Nickel	\$ 593
MT1833-NLD/CHBRZ	Champagne Bronze	\$ 593
MT1833-NLD/CPB	Polished Chrome	\$ 593
MT1833-NLD/PVDPN	Polished Nickel	\$ 593

Knurled Duet Finishes

(Matte Black is the Base Color for All Duet Products)

MT1833-NLDK/PVDBRN	Brushed Nickel	\$ 655
MT1833-NLDK/CHBRZ	Champagne Bronze	\$ 655
MT1833-NLDK/CPB	Polished Chrome	\$ 655
MT1833-NLDK/PVDPN	Polished Nickel	\$ 655

Knurled Only

(Knurling Added to Handle and Faucet Tip)

MT1833-NLK/PVDBRN	Brushed Nickel	\$ 655
MT1833-NLK/CHBRZ	Champagne Bronze	\$ 655
MT1833-NLK/CPB	Polished Chrome	\$ 655
MT1833-NLK/PVDPN	Polished Nickel	\$ 655

MT1833 Duet Finish Combinations



Base:
Matte Black (MB)

Accent:
Brushed Nickel (BRN)



Base:
Matte Black (MB)

Accent:
Polished Chrome (CPB)



Base:
Matte Black (MB)

Accent:
Polished Nickel (PN)



Base:
Matte Black (MB)

Accent:
Champagne Bronze (CHBRZ)



Point-of-Use Drinking Faucet with Contemporary Round Body & Industrial Lever Handle (90° Spout)

MT1833-NLIH

- 1/4 Turn Ceramic Cartridge
- These faucets are constructed with lead free brass
- 1-3/16" minimum to 1-3/8" maximum mounting hole required
- This drinking water faucet is ICC listed
- Reverse Osmosis Safe

Standard Finishes

MT1833-NLIH/BRS	Brushed Stainless	\$ 594
MT1833-NLIH/CHBRZ	Champagne Bronze	\$ 699
MT1833-NLIH/CPB	Polished Chrome	\$ 314
MT1833-NLIH/MB	Matte Black	\$ 594
MT1833-NLIH/ORB	Oil Rubbed Bronze	\$ 531
MT1833-NLIH/PVDBRN	PVD Brushed Nickel	\$ 369
MT1833-NLIH/PVDPN	PVD Polished Nickel	\$ 369
MT1833-NLIH/ULB	Unlacquered Brass	\$ 314
MT1833-NLIH/VB	Venetian Bronze	\$ 531

Group 1 Finishes

All Group 1 Finishes	\$ 594
----------------------	--------

Group 2 Finishes

All Group 2 Finishes	\$ 699
----------------------	--------

Duet Finishes

(Matte Black is the Base Color for All Duet Products)

MT1833-NLIHD/PVDBRN	Brushed Nickel	\$ 649
MT1833-NLIHD/CHBRZ	Champagne Bronze	\$ 649
MT1833-NLIHD/CPB	Polished Chrome	\$ 649
MT1833-NLIHD/PVDPN	Polished Nickel	\$ 649

Knurled Duet Finishes

(Matte Black is the Base Color for All Duet Products)

MT1833-NLIHDK/PVDBRN	Brushed Nickel	\$ 700
MT1833-NLIHDK/CHBRZ	Champagne Bronze	\$ 700
MT1833-NLIHDK/CPB	Polished Chrome	\$ 700
MT1833-NLIHDK/PVDPN	Polished Nickel	\$ 700

Knurled Only

(Knurling Added to Handle and Faucet Tip)

MT1833-NLIHK/PVDBRN	Brushed Nickel	\$ 700
MT1833-NLIHK/CHBRZ	Champagne Bronze	\$ 700
MT1833-NLIHK/CPB	Polished Chrome	\$ 700
MT1833-NLIHK/PVDPN	Polished Nickel	\$ 700



MT1833 Duet Finish Combinations



Base:
Matte Black (MB)

Accent:
Brushed Nickel (BRN)



Base:
Matte Black (MB)

Accent:
Polished Chrome (CPB)



Base:
Matte Black (MB)

Accent:
Polished Nickel (PN)



Base:
Matte Black (MB)

Accent:
Champagne Bronze (CHBRZ)

Point-of-Use Drinking Faucet with Contemporary Round Body & Handle

MT1843-NL

- 1/4 Turn Ceramic Cartridge
- These faucets are constructed with lead free brass
- 1-3/16" minimum to 1-3/8" maximum mounting hole required
- This drinking water faucet is ICC listed
- Reverse Osmosis Safe

Standard Finishes

MT1843-NL/BRS	Brushed Stainless	\$ 529
MT1843-NL/CHBRZ	Champagne Bronze	\$ 624
MT1843-NL/CPB	Polished Chrome	\$ 259
MT1843-NL/MB	Matte Black	\$ 529
MT1843-NL/ORB	Oil Rubbed Bronze	\$ 471
MT1843-NL/PVDBRN	PVD Brushed Nickel	\$ 315
MT1843-NL/PVDPN	PVD Polished Nickel	\$ 315
MT1843-NL/ULB	Unlacquered Brass	\$ 259
MT1843-NL/VB	Venetian Bronze	\$ 471

Group 1 Finishes

All Group 1 Finishes	\$ 529
----------------------	--------

Group 2 Finishes

All Group 2 Finishes	\$ 624
----------------------	--------

Duet Finishes

(Matte Black is the Base Color for All Duet Products)		
MT1843-NLD/PVDBRN	Brushed Nickel	\$ 593
MT1843-NLD/CHBRZ	Champagne Bronze	\$ 593
MT1843-NLD/CPB	Polished Chrome	\$ 593
MT1843-NLD/PVDPN	Polished Nickel	\$ 593

Knurled Duet Finishes

(Matte Black is the Base Color for All Duet Products)		
MT1843-NLDK/PVDBRN	Brushed Nickel	\$ 655
MT1843-NLDK/CHBRZ	Champagne Bronze	\$ 655
MT1843-NLDK/CPB	Polished Chrome	\$ 655
MT1843-NLDK/PVDPN	Polished Nickel	\$ 655

Knurled Only

(Knurling Added to Handle and Faucet Tip)		
MT1843-NLK/PVDBRN	Brushed Nickel	\$ 655
MT1843-NLK/CHBRZ	Champagne Bronze	\$ 655
MT1843-NLK/CPB	Polished Chrome	\$ 655
MT1843-NLK/PVDPN	Polished Nickel	\$ 655



Francis Anthony
Collection

MT1843 Duet Finish Combinations



Base:
Matte Black (MB)

Accent:
Brushed
Nickel (BRN)



Base:
Matte Black (MB)

Accent:
Polished
Chrome (CPB)



Base:
Matte Black (MB)

Accent:
Polished
Nickel (PN)



Base:
Matte Black (MB)

Accent:
Champagne
Bronze (CHBRZ)



Point-of-Use Drinking Faucet with Contemporary Round Body & Industrial Lever Handle

MT1843-NLIH

- 1/4 Turn Ceramic Cartridge
- These faucets are constructed with lead free brass
- 1-3/16" minimum to 1-3/8" maximum mounting hole required
- This drinking water faucet is ICC listed
- Reverse Osmosis Safe

Standard Finishes

MT1843-NLIH/BRS	Brushed Stainless	\$ 594
MT1843-NLIH/CHBRZ	Champagne Bronze	\$ 699
MT1843-NLIH/CPB	Polished Chrome	\$ 314
MT1843-NLIH/MB	Matte Black	\$ 594
MT1843-NLIH/ORB	Oil Rubbed Bronze	\$ 531
MT1843-NLIH/PVDBRN	PVD Brushed Nickel	\$ 369
MT1843-NLIH/PVDPN	PVD Polished Nickel	\$ 369
MT1843-NLIH/ULB	Unlacquered Brass	\$ 314
MT1843-NLIH/VB	Venetian Bronze	\$ 531

Group 1 Finishes

All Group 1 Finishes	\$ 594
----------------------	--------

Group 2 Finishes

All Group 2 Finishes	\$ 699
----------------------	--------

Duet Finishes

(Matte Black is the Base Color for All Duet Products)

MT1843-NLIHD/PVDBRN	Brushed Nickel	\$ 649
MT1843-NLIHD/CHBRZ	Champagne Bronze	\$ 649
MT1843-NLIHD/CPB	Polished Chrome	\$ 649
MT1843-NLIHD/PVDPN	Polished Nickel	\$ 649

Knurled Duet Finishes

(Matte Black is the Base Color for All Duet Products)

MT1843-NLIHDK/PVDBRN	Brushed Nickel	\$ 700
MT1843-NLIHDK/CHBRZ	Champagne Bronze	\$ 700
MT1843-NLIHDK/CPB	Polished Chrome	\$ 700
MT1843-NLIHDK/PVDPN	Polished Nickel	\$ 700

Knurled Only

(Knurling Added to Handle and Faucet Tip)

MT1843-NLIHK/PVDBRN	Brushed Nickel	\$ 700
MT1843-NLIHK/CHBRZ	Champagne Bronze	\$ 700
MT1843-NLIHK/CPB	Polished Chrome	\$ 700
MT1843-NLIHK/PVDPN	Polished Nickel	\$ 700

MT1843 Duet Finish Combinations



Base:
Matte Black (MB)

Accent:
Brushed Nickel (BRN)



Base:
Matte Black (MB)

Accent:
Polished Chrome (CPB)



Base:
Matte Black (MB)

Accent:
Polished Nickel (PN)



Base:
Matte Black (MB)

Accent:
Champagne Bronze (CHBRZ)



Point-of-Use Drinking Faucet with Traditional Curved Body & Curved Handle

MT1853-NL

- 1/4 Turn Ceramic Cartridge
- These faucets are constructed with lead free brass
- 1-3/16" minimum to 1-3/8" maximum mounting hole required
- This drinking water faucet is ICC listed
- Reverse Osmosis Safe

Standard Finishes

MT1853-NL/BRS	Brushed Stainless	\$ 529
MT1853-NL/CHBRZ	Champagne Bronze	\$ 624
MT1853-NL/CPB	Polished Chrome	\$ 259
MT1853-NL/MB	Matte Black	\$ 529
MT1853-NL/ORB	Oil Rubbed Bronze	\$ 471
MT1853-NL/PVDBRN	PVD Brushed Nickel	\$ 315
MT1853-NL/PVDPN	PVD Polished Nickel	\$ 315
MT1853-NL/ULB	Unlacquered Brass	\$ 259
MT1853-NL/VB	Venetian Bronze	\$ 471

Group 1 Finishes

All Group 1 Finishes	\$ 529
----------------------	--------

Group 2 Finishes

All Group 2 Finishes	\$ 624
----------------------	--------

Point-of-Use Drinking Faucet with Traditional Double Curved Body & Curved Handle

MT1873-NL

- 1/4 Turn Ceramic Cartridge
- These faucets are constructed with lead free brass
- 1-3/16" minimum to 1-3/8" maximum mounting hole required
- This drinking water faucet is ICC listed
- Reverse Osmosis Safe

Standard Finishes

MT1873-NL/BRS	Brushed Stainless	\$ 529
MT1873-NL/CHBRZ	Champagne Bronze	\$ 624
MT1873-NL/CPB	Polished Chrome	\$ 259
MT1873-NL/MB	Matte Black	\$ 529
MT1873-NL/ORB	Oil Rubbed Bronze	\$ 471
MT1873-NL/PVDBRN	PVD Brushed Nickel	\$ 315
MT1873-NL/PVDPN	PVD Polished Nickel	\$ 315
MT1873-NL/ULB	Unlacquered Brass	\$ 259
MT1873-NL/VB	Venetian Bronze	\$ 471

Group 1 Finishes

All Group 1 Finishes	\$ 529
----------------------	--------

Group 2 Finishes

All Group 2 Finishes	\$ 624
----------------------	--------





MT1883-NLIH

All Group 2 Finishes **\$ 817**



Point-of-Use Drinking Faucet with Teardrop Body & Side Handle

MT600-NL

- 1/4 Turn Ceramic Cartridge
- 1-3/8" mounting hole required
- Optional AG600S air gap may be required for Reverse Osmosis Filters
- This drinking water faucet is IAPMO listed
- Reverse Osmosis Safe

Standard Finishes

MT600-NL/BRN	Brushed Nickel	\$ 274
MT600-NL/BRS	Brushed Stainless	\$ 324
MT600-NL/CHBRZ	Champagne Bronze	\$ 538
MT600-NL/CPB	Polished Chrome	\$ 218
MT600-NL/MB	Matte Black	\$ 382
MT600-NL/ORB	Oil Rubbed Bronze	\$ 356
MT600-NL/PN	Polished Nickel	\$ 274
MT600-NL/ULB	Unlacquered Brass	\$ 218
MT600-NL/VB	Venetian Bronze	\$ 356

Group 1 Finishes

All Group 1 Finishes

Group 2 Finishes

All Group 2 Finishes

Other Finishes

MT600-NL/WH	White	\$ 273
-------------	-------	--------



Point-of-Use Drinking Faucet with Round Tapered Body & Angled Side Handle

MT624-NL

- 1/4 Turn Ceramic Cartridge
- 1-3/8" mounting hole required
- Optional AG600S air gap may be required for Reverse Osmosis Filters
- This drinking water faucet is IAPMO listed
- Reverse Osmosis Safe

Standard Finishes

MT624-NL/BRN	Brushed Nickel	\$ 217
MT624-NL/BRS	Brushed Stainless	\$ 197
MT624-NL/CHBRZ	Champagne Bronze	\$ 356
MT624-NL/CPB	Polished Chrome	\$ 210
MT624-NL/MB	Matte Black	\$ 291
MT624-NL/ORB	Oil Rubbed Bronze	\$ 273
MT624-NL/PN	Polished Nickel	\$ 217
MT624-NL/ULB	Unlacquered Brass	\$ 210
MT624-NL/VB	Venetian Bronze	\$ 273

Group 1 Finishes

All Group 1 Finishes	\$ 291
----------------------	--------

Group 2 Finishes

All Group 2 Finishes	\$ 356
----------------------	--------



Point-of-Use Drinking Faucet with Contemporary Round Body & Side Handle

MT630-NL

- 1/4 Turn Ceramic Cartridge
- 1-3/8" mounting hole required
- Optional AG600S air gap may be required for Reverse Osmosis Filters
- This drinking water faucet is IAPMO listed
- Reverse Osmosis Safe

Standard Finishes

MT630-NL/BRN	Brushed Nickel	\$ 355
MT630-NL/BRS	Brushed Stainless	\$ 363
MT630-NL/CHBRZ	Champagne Bronze	\$ 785
MT630-NL/CPB	Polished Chrome	\$ 268
MT630-NL/MB	Matte Black	\$ 462
MT630-NL/ORB	Oil Rubbed Bronze	\$ 410
MT630-NL/PN	Polished Nickel	\$ 355
MT630-NL/ULB	Unlacquered Brass	\$ 268
MT630-NL/VB	Venetian Bronze	\$ 410

Group 1 Finishes

All Group 1 Finishes	\$ 462
----------------------	--------

Group 2 Finishes

All Group 2 Finishes	\$ 785
----------------------	--------



Stainless Steel Point-of-Use Drinking Faucet with Contemporary Round Body & Handle

MT1403/SS \$ 623

- 1/4 Turn Ceramic Cartridge / 1-3/8" mounting hole required
- Optional AG1400 air gap may be required for Reverse Osmosis Filters
- IAPMO Listed
- Reverse Osmosis Safe
- Solid 304 Stainless Steel Construction
- Only Available in Stainless Steel Finish

**Being Discontinued, Limited Stock Available*



See the Mountain Pure® Water Filtration System on Page 65

Francis Anthony Collection



MT1803FIL-NL



MT1823FIL-NL

Point-of-Use Drinking Faucet with Modern Curved Body & Handle & Mountain Pure® Water Filtration System

MT1803FIL-NL

- 1/4 Turn Ceramic Cartridge
- These faucets are constructed from lead free brass
- 1-3/16" minimum to 1-3/8" maximum mounting hole required
- This drinking water faucet is ICC listed
- MT1250XL Water Filtration System included

Standard Finishes

MT1803FIL-NL/CHBRZ	Champagne Bronze	\$ 1022
MT1803FIL-NL/CPB	Polished Chrome	\$ 657
MT1803FIL-NL/MB	Matte Black	\$ 927
MT1803FIL-NL/ORB	Oil Rubbed Bronze	\$ 869
MT1803FIL-NL/PVDBRN	PVD Brushed Nickel	\$ 713
MT1803FIL-NL/PVDPN	PVD Polished Nickel	\$ 713
MT1803FIL-NL/VB	Venetian Bronze	\$ 869

Group 1 Finishes

All Group 1 Finishes	\$ 927
----------------------	--------

Group 2 Finishes

All Group 2 Finishes	\$ 1022
----------------------	---------

Point-of-Use Drinking Faucet with Contemporary Round Body & Handle (120° Spout) & Mountain Pure® Water Filtration System

MT1823FIL-NL

- 1/4 Turn Ceramic Cartridge
- These faucets are constructed from lead free brass
- 1-3/16" minimum to 1-3/8" maximum mounting hole required
- This drinking water faucet is ICC listed
- MT1250XL Water Filtration System included

Standard Finishes

MT1823FIL-NL/BRS	Brushed Stainless	\$ 952
MT1823FIL-NL/CHBRZ	Champagne Bronze	\$ 1051
MT1823FIL-NL/CPB	Polished Chrome	\$ 670
MT1823FIL-NL/MB	Matte Black	\$ 952
MT1823FIL-NL/ORB	Oil Rubbed Bronze	\$ 892
MT1823FIL-NL/PVDBRN	PVD Brushed Nickel	\$ 728
MT1823FIL-NL/PVDPN	PVD Polished Nickel	\$ 728
MT1823FIL-NL/ULB	Unlacquered Brass	\$ 670
MT1823FIL-NL/VB	Venetian Bronze	\$ 892

Group 1 Finishes

All Group 1 Finishes	\$ 952
----------------------	--------

Group 2 Finishes

All Group 2 Finishes	\$ 1051
----------------------	---------



Francis Anthony Collection



MT1833FIL-NL



MT1843FIL-NL

Point-of-Use Drinking Faucet with Contemporary Round Body & Handle (90° Spout) & Mountain Pure® Water Filtration System

MT1833FIL-NL

- 1/4 Turn Ceramic Cartridge
- These faucets are constructed from lead free brass
- 1-3/16" minimum to 1-3/8" maximum mounting hole required
- This drinking water faucet is ICC listed
- MT1250XL Water Filtration System included

Standard Finishes

MT1833FIL-NL/BRS	Brushed Stainless	\$ 927
MT1833FIL-NL/CHBRZ	Champagne Bronze	\$ 1022
MT1833FIL-NL/CPB	Polished Chrome	\$ 657
MT1833FIL-NL/MB	Matte Black	\$ 927
MT1833FIL-NL/ORB	Oil Rubbed Bronze	\$ 869
MT1833FIL-NL/PVDBRN	PVD Brushed Nickel	\$ 713
MT1833FIL-NL/PVDPN	PVD Polished Nickel	\$ 713
MT1833FIL-NL/ULB	Unlacquered Brass	\$ 657
MT1833FIL-NL/VB	Venetian Bronze	\$ 869

Group 1 Finishes

All Group 1 Finishes	\$ 927
----------------------	--------

Group 2 Finishes

All Group 2 Finishes	\$ 1022
----------------------	---------

Point-of-Use Drinking Faucet with Contemporary Round Body & Handle & Mountain Pure® Water Filtration System

MT1843FIL-NL

- 1/4 Turn Ceramic Cartridge
- These faucets are constructed from lead free brass
- 1-3/16" minimum to 1-3/8" maximum mounting hole required
- This drinking water faucet is ICC listed
- MT1250XL Water Filtration System included

Standard Finishes

MT1843FIL-NL/BRS	Brushed Stainless	\$ 927
MT1843FIL-NL/CHBRZ	Champagne Bronze	\$ 1022
MT1843FIL-NL/CPB	Polished Chrome	\$ 657
MT1843FIL-NL/MB	Matte Black	\$ 927
MT1843FIL-NL/ORB	Oil Rubbed Bronze	\$ 869
MT1843FIL-NL/PVDBRN	PVD Brushed Nickel	\$ 713
MT1843FIL-NL/PVDPN	PVD Polished Nickel	\$ 713
MT1843FIL-NL/ULB	Unlacquered Brass	\$ 657
MT1843FIL-NL/VB	Venetian Bronze	\$ 869

Group 1 Finishes

All Group 1 Finishes	\$ 927
----------------------	--------

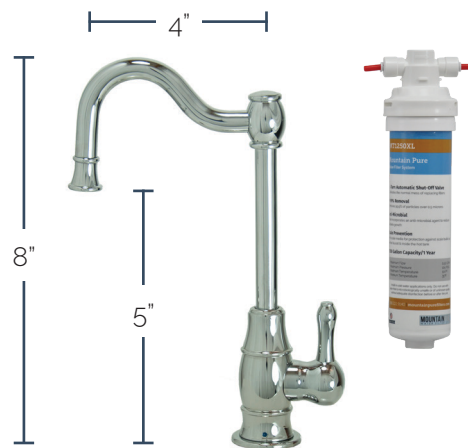
Group 2 Finishes

All Group 2 Finishes	\$ 1022
----------------------	---------

Francis Anthony Collection



MT1853FIL-NL



MT1873FIL-NL

Point-of-Use Drinking Faucet with Traditional Curved Body & Curved Handle & Mountain Pure® Water Filtration System

MT1853FIL-NL

- 1/4 Turn Ceramic Cartridge
- These faucets are constructed from lead free brass
- 1-3/16" minimum to 1-3/8" maximum mounting hole required
- This drinking water faucet is ICC listed
- MT1250XL Water Filtration System included

Standard Finishes

MT1853FIL-NL/BRS	Brushed Stainless	\$ 927
MT1853FIL-NL/CHBRZ	Champagne Bronze	\$ 1022
MT1853FIL-NL/CPB	Polished Chrome	\$ 657
MT1853FIL-NL/MB	Matte Black	\$ 927
MT1853FIL-NL/ORB	Oil Rubbed Bronze	\$ 869
MT1853FIL-NL/PVDBRN	PVD Brushed Nickel	\$ 713
MT1853FIL-NL/PVDPN	PVD Polished Nickel	\$ 713
MT1853FIL-NL/ULB	Unlacquered Brass	\$ 657
MT1853FIL-NL/VB	Venetian Bronze	\$ 869

Group 1 Finishes

All Group 1 Finishes	\$ 927
----------------------	---------------

Group 2 Finishes

All Group 2 Finishes	\$ 1022
----------------------	----------------

Point-of-Use Drinking Faucet with Traditional Double Curved Body & Curved Handle & Mountain Pure® Water Filtration System

MT1873FIL-NL

- 1/4 Turn Ceramic Cartridge
- These faucets are constructed from lead free brass
- 1-3/16" minimum to 1-3/8" maximum mounting hole required
- This drinking water faucet is ICC listed
- MT1250XL Water Filtration System included

Standard Finishes

MT1873FIL-NL/BRS	Brushed Stainless	\$ 927
MT1873FIL-NL/CHBRZ	Champagne Bronze	\$ 1022
MT1873FIL-NL/CPB	Polished Chrome	\$ 657
MT1873FIL-NL/MB	Matte Black	\$ 927
MT1873FIL-NL/ORB	Oil Rubbed Bronze	\$ 869
MT1873FIL-NL/PVDBRN	PVD Brushed Nickel	\$ 713
MT1873FIL-NL/PVDPN	PVD Polished Nickel	\$ 713
MT1873FIL-NL/ULB	Unlacquered Brass	\$ 657
MT1873FIL-NL/VB	Venetian Bronze	\$ 869

Group 1 Finishes

All Group 1 Finishes	\$ 927
----------------------	---------------

Group 2 Finishes

All Group 2 Finishes	\$ 1022
----------------------	----------------



Faucet Air Gap Unit for MT1853-NL, MT1873-NL

AG1100

A reverse osmosis air gap usually required by the filter manufacturer and plumbing codes for installing select faucets.

- Requires two mounting holes
- For use with Little Gourmet® point of use drinking faucets

Standard Finishes

AG1100/BRN	Brushed Nickel	\$ 134
AG1100/CHBRZ	Champagne Bronze	\$ 212
AG1100/CPB	Polished Chrome	\$ 122
AG1100/MB	Matte Black	\$ 152
AG1100/ORB	Oil Rubbed Bronze	\$ 142
AG1100/PN	Polished Nickel	\$ 134
AG1100/ULB	Unlacquered Brass	\$ 122
AG1100/VB	Venetian Bronze	\$ 142

Group 1 Finishes

All Group 1 Finishes	\$ 152
----------------------	--------

Group 2 Finishes

All Group 2 Finishes	\$ 212
----------------------	--------



Faucet Air Gap Unit for MT1403/SS, MT1823-NL, MT1833-NL, & MT1843-NL

AG1800

A reverse osmosis air gap usually required by the filter manufacturer and plumbing codes when installing select faucets.

- Requires two mounting holes
- For use with Little Gourmet® point of use drinking faucets

Standard Finishes

AG1800/BRN	Brushed Nickel	\$ 126
AG1800/CHBRZ	Champagne Bronze	\$ 183
AG1800/CPB	Polished Chrome	\$ 119
AG1800/MB	Matte Black	\$ 152
AG1800/ORB	Oil Rubbed Bronze	\$ 134
AG1800/PN	Polished Nickel	\$ 126
AG1800/SS	Stainless Steel	\$ 179
AG1800/ULB	Unlacquered Brass	\$ 119
AG1800/VB	Venetian Bronze	\$ 134

Group 1 Finishes

All Group 1 Finishes	\$ 152
----------------------	--------

Group 2 Finishes

All Group 2 Finishes	\$ 183
----------------------	--------



Threaded Shank Adaptor for Thicker Countertop Installations

MT600/ADPT

All Point of Use Faucets will fit 2 1/4" thick deck. Adaptor will lengthen this shank by 2 3/4"

- Price.... \$ 18

Shower Heads, Arms, Drains, Grids, & Accessories

Section Contents

Mountain Re-Vive™ Shower Products

Shower Heads **115 - 120**

Shower Arms **121 - 126**

Hand Showers **127 - 131**

Shower Rails **132 - 134**

Mountain Re-Vive™ Shower Drains

Select Series **135 - 136**

Shower Grids **137 - 140**

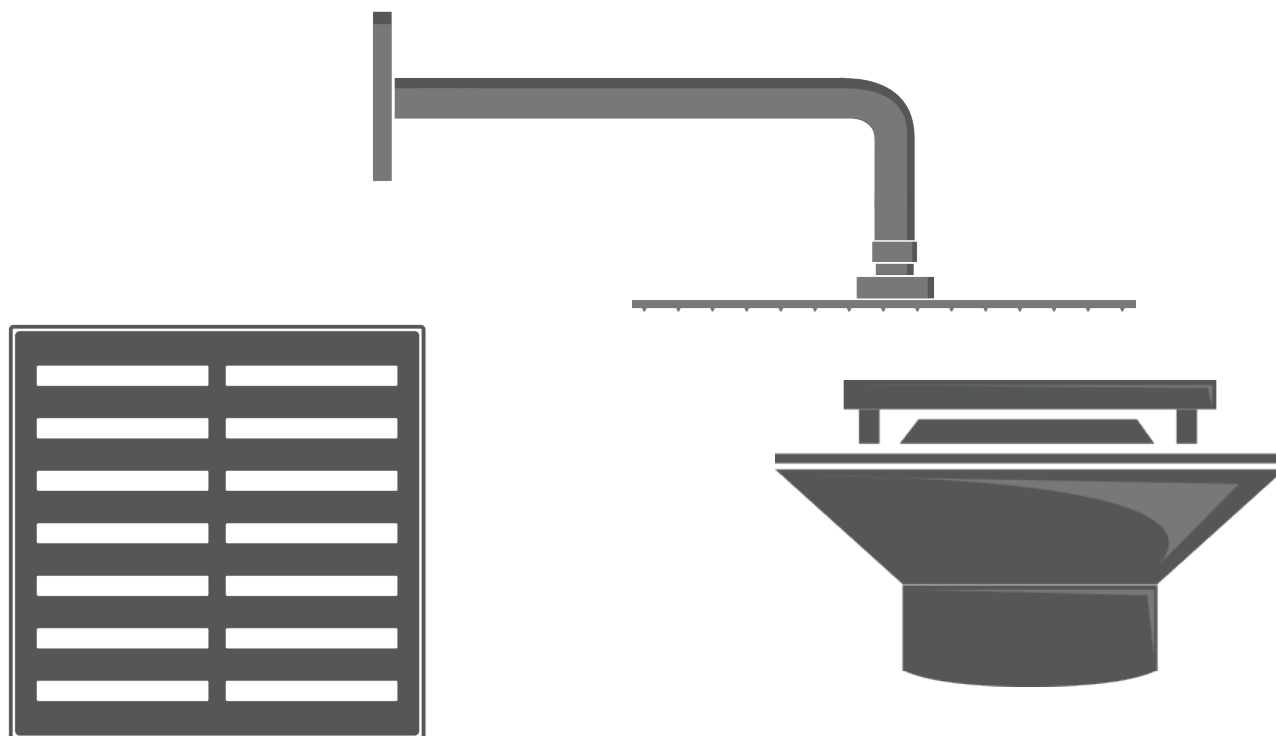
Shower Drain Bodies **139**

Complete Shower Drains **141 - 142**

Fixture Planning Diagrams

Use the shower stall fixture planning diagram to simplify your product selection and complete your design.

Shower Stall Fixture Planning Diagram **17**





Mountain Re-Vive™ Designer Series

The Mountain Re-Vive™ Shower Collection allows you to revive your shower, the soul of your bathroom. The **ultra slim, less than 3mm**, showerheads will revitalize your look. Pairing the minimalistic showerheads with the quality array of shower arms allows the Re-Vive™ Collection to rejuvenate your style.



6" Round Rain Head

MT10-6

- Seamless Stainless Steel Construction
- Ultra Slim 2.4mm
- 60 Clog Free Nozzles
- 1/2" IPS Swivel Ball Joint for Angle Adjustment
- 1.6 GPM (2.5 GPM Restrictor Also Included)

Standard Finishes

MT10-6/BRN	Brushed Nickel	\$ 239
MT10-6/CPB	Polished Chrome	\$ 165
MT10-6/MB	Matte Black	\$ 280
MT10-6/ORB	Oil Rubbed Bronze	\$ 280
MT10-6/PN	Polished Nickel	\$ 239

*Available in these finishes only



8" Round Rain Head

MT10-8

- Seamless Stainless Steel Construction
- Ultra Slim 2.4mm
- 90 Clog Free Nozzles
- 1/2" IPS Swivel Ball Joint for Angle Adjustment
- 1.6 GPM (2.5 GPM Restrictor Also Included)

Standard Finishes

MT10-8/BRN	Brushed Nickel	\$ 346
MT10-8/CHBRZ	Champagne Bronze	\$ 524
MT10-8/CPB	Polished Chrome	\$ 294
MT10-8/MB	Matte Black	\$ 405
MT10-8/ORB	Oil Rubbed Bronze	\$ 405
MT10-8/PN	Polished Nickel	\$ 346

*Available in these finishes only



10" Round Rain Head

MT10-10

- Seamless Stainless Steel Construction
- Ultra Slim 2.4mm
- 126 Clog Free Nozzles
- 1/2" IPS Swivel Ball Joint for Angle Adjustment
- 1.6 GPM (2.5 GPM Restrictor Also Included)

Standard Finishes

MT10-10/BRN	Brushed Nickel	\$ 441
MT10-10/CHBRZ	Champagne Bronze	\$ 603
MT10-10/CPB	Polished Chrome	\$ 398
MT10-10/MB	Matte Black	\$ 520
MT10-10/ORB	Oil Rubbed Bronze	\$ 520
MT10-10/PN	Polished Nickel	\$ 441

*Available in these finishes only



12" Round Rain Head

MT10-12

- Seamless Stainless Steel Construction
- Ultra Slim 2.4mm
- 168 Clog Free Nozzles
- 1/2" IPS Swivel Ball Joint for Angle Adjustment
- 1.6 GPM (2.5 GPM Restrictor Also Included)

Standard Finishes

MT10-12/BRN	Brushed Nickel	\$ 618
MT10-12/CHBRZ	Champagne Bronze	\$ 815
MT10-12/CPB	Polished Chrome	\$ 522
MT10-12/MB	Matte Black	\$ 691
MT10-12/ORB	Oil Rubbed Bronze	\$ 691
MT10-12/PN	Polished Nickel	\$ 618



16" Round Rain Head



MT10-16

- Seamless Stainless Steel Construction
- Ultra Slim 2.4mm
- 198 Clog Free Nozzles
- 1/2" IPS Swivel Ball Joint for Angle Adjustment
- 1.6 GPM (2.5 GPM Restrictor Also Included)

Standard Finishes

MT10-16/BRN	Brushed Nickel	\$ 973
MT10-16/CPB	Polished Chrome	\$ 909
MT10-16/MB	Matte Black	\$ 1090
MT10-16/ORB	Oil Rubbed Bronze	\$ 1090
MT10-16/PN	Polished Nickel	\$ 973

*Available in these finishes only



6" Round Rain Head with Air-Injected Ball Joint for Shower Head

MT10-6P

- Seamless Stainless Steel Construction
- Ultra Slim 2.4mm
- 60 Clog Free Nozzles
- 1/2" IPS Swivel Ball Joint for Angle Adjustment
- 1.6 GPM (2.5 GPM Restrictor Also Included)

Standard Finishes

MT10-6P/BRN	Brushed Nickel	\$ 269
MT10-6P/CPB	Polished Chrome	\$ 195
MT10-6P/MB	Matte Black	\$ 310
MT10-6P/ORB	Oil Rubbed Bronze	\$ 310
MT10-6P/PN	Polished Nickel	\$ 269

*Available in these finishes only



8" Round Rain Head with Air-Injected Ball Joint for Shower Head

MT10-8P

- Seamless Stainless Steel Construction
- Ultra Slim 2.4mm
- 90 Clog Free Nozzles
- 1/2" IPS Swivel Ball Joint for Angle Adjustment
- 1.6 GPM (2.5 GPM Restrictor Also Included)

Standard Finishes

MT10-8P/BRN	Brushed Nickel	\$ 376
MT10-8P/CHBRZ	Champagne Bronze	\$ 554
MT10-8P/CPB	Polished Chrome	\$ 324
MT10-8P/MB	Matte Black	\$ 435
MT10-8P/ORB	Oil Rubbed Bronze	\$ 435
MT10-8P/PN	Polished Nickel	\$ 376

*Available in these finishes only

10" Round Rain Head with Air-Injected Ball Joint for Shower Head



MT10-10P

- Seamless Stainless Steel Construction
- Ultra Slim 2.4mm
- 126 Clog Free Nozzles
- 1/2" IPS Swivel Ball Joint for Angle Adjustment
- 1.6 GPM (2.5 GPM Restrictor Also Included)

Standard Finishes

MT10-10P/BRN	Brushed Nickel	\$ 471
MT10-10P/CHBRZ	Champagne Bronze	\$ 633
MT10-10P/CPB	Polished Chrome	\$ 428
MT10-10P/MB	Matte Black	\$ 550
MT10-10P/ORB	Oil Rubbed Bronze	\$ 550
MT10-10P/PN	Polished Nickel	\$ 471

*Available in these finishes only



Mountain Re-Vive™ Designer Series

The Mountain Re-Vive™ Shower Collection allows you to revive your shower, the soul of your bathroom. The **ultra slim, less than 3mm**, showerheads will revitalize your look. Pairing the minimalistic showerheads with the quality array of shower arms allows the Re-Vive™ Collection to rejuvenate your style.



6" Square Rain Head

MT11-6

- Seamless Stainless Steel Construction
- Ultra Slim 2.4mm
- 64 Clog Free Nozzles
- 1/2" IPS Swivel Ball Joint for Angle Adjustment
- 1.6 GPM (2.5 GPM Restrictor Also Included)

Standard Finishes

MT11-6/BRN	Brushed Nickel
MT11-6/CPB	Polished Chrome
MT11-6/MB	Matte Black
MT11-6/ORB	Oil Rubbed Bronze
MT11-6/PN	Polished Nickel

*Available in these finishes only


\$ 294

\$ 247

\$ 346

\$ 346

\$ 294



8" Square Rain Head

MT11-8

- Seamless Stainless Steel Construction
- Ultra Slim 2.4mm
- 100 Clog Free Nozzles
- 1/2" IPS Swivel Ball Joint for Angle Adjustment
- 1.6 GPM (2.5 GPM Restrictor Also Included)

Standard Finishes

MT11-8/BRN	Brushed Nickel	\$ 336
MT11-8/CHBRZ	Champagne Bronze	\$ 465
MT11-8/CPB	Polished Chrome	\$ 307
MT11-8/MB	Matte Black	\$ 398
MT11-8/ORB	Oil Rubbed Bronze	\$ 398
MT11-8/PN	Polished Nickel	\$ 336

*Available in these finishes only



10" Square Rain Head


MT11-10

- Seamless Stainless Steel Construction
- Ultra Slim 2.4mm
- 144 Clog Free Nozzles
- 1/2" IPS Swivel Ball Joint for Angle Adjustment
- 1.6 GPM (2.5 GPM Restrictor Also Included)

Standard Finishes

MT11-10/BRN	Brushed Nickel	\$ 481
MT11-10/CHBRZ	Champagne Bronze	\$ 668
MT11-10/CPB	Polished Chrome	\$ 441
MT11-10/MB	Matte Black	\$ 566
MT11-10/ORB	Oil Rubbed Bronze	\$ 566
MT11-10/PN	Polished Nickel	\$ 481

*Available in these finishes only



12" Square Rain Head

MT11-12

- Seamless Stainless Steel Construction
- Ultra Slim 2.4mm
- 144 Clog Free Nozzles
- 1/2" IPS Swivel Ball Joint for Angle Adjustment
- 1.6 GPM (2.5 GPM Restrictor Also Included)


Standard Finishes

MT11-12/BRN	Brushed Nickel	\$ 663
MT11-12/CHBRZ	Champagne Bronze	\$ 837
MT11-12/CPB	Polished Chrome	\$ 561
MT11-12/MB	Matte Black	\$ 709
MT11-12/ORB	Oil Rubbed Bronze	\$ 709
MT11-12/PN	Polished Nickel	\$ 633

*Available in these finishes only



16" Square Rain Head



MT11-16

- Seamless Stainless Steel Construction
- Ultra Slim 2.4mm
- 196 Clog Free Nozzles
- 1/2" IPS Swivel Ball Joint for Angle Adjustment
- 1.6 GPM (2.5 GPM Restrictor Also Included)

Standard Finishes

MT11-16/BRN	Brushed Nickel	\$ 1004
MT11-16/CPB	Polished Chrome	\$ 949
MT11-16/MB	Matte Black	\$ 1125
MT11-16/ORB	Oil Rubbed Bronze	\$ 1125
MT11-16/PN	Polished Nickel	\$ 1004

***Available in these finishes only**



6" Square Rain Head with Air-Injected Ball Joint for Shower Head


MT11-6P

- Seamless Stainless Steel Construction
- Ultra Slim 2.4mm
- 64 Clog Free Nozzles
- 1/2" IPS Swivel Ball Joint for Angle Adjustment
- 1.6 GPM (2.5 GPM Restrictor Also Included)

Standard Finishes

MT11-6P/BRN	Brushed Nickel	\$ 324
MT11-6P/CPB	Polished Chrome	\$ 277
MT11-6P/MB	Matte Black	\$ 376
MT11-6P/ORB	Oil Rubbed Bronze	\$ 376
MT11-6P/PN	Polished Nickel	\$ 324

***Available in these finishes only**



8" Square Rain Head with Air-Injected Ball Joint for Shower Head

MT11-8P

- Seamless Stainless Steel Construction
- Ultra Slim 2.4mm
- 100 Clog Free Nozzles
- 1/2" IPS Swivel Ball Joint for Angle Adjustment
- 1.6 GPM (2.5 GPM Restrictor Also Included)

Standard Finishes

MT11-8P/BRN	Brushed Nickel	\$ 366
MT11-8P/CHBRZ	Champagne Bronze	\$ 495
MT11-8P/CPB	Polished Chrome	\$ 337
MT11-8P/MB	Matte Black	\$ 428
MT11-8P/ORB	Oil Rubbed Bronze	\$ 428
MT11-8P/PN	Polished Nickel	\$ 366

***Available in these finishes only**



10" Square Rain Head with Air-Injected Ball Joint for Shower Head

MT11-10P

- Seamless Stainless Steel Construction
- Ultra Slim 2.4mm
- 144 Clog Free Nozzles
- 1/2" IPS Swivel Ball Joint for Angle Adjustment
- 1.6 GPM (2.5 GPM Restrictor Also Included)

Standard Finishes

MT11-10P/BRN	Brushed Nickel	\$ 511
MT11-10P/CHBRZ	Champagne Bronze	\$ 698
MT11-10P/CPB	Polished Chrome	\$ 471
MT11-10P/MB	Matte Black	\$ 596
MT11-10P/ORB	Oil Rubbed Bronze	\$ 596
MT11-10P/PN	Polished Nickel	\$ 511

***Available in these finishes only**



- Solid Brass Construction
- Clog Free Nozzles
- 1/2" IPS Swivel Ball Joint for Angle Adjustment
- 1.6 GPM (2.5 GPM Restrictor Also Included)

MT18-8/BRN	Brushed Nickel	\$ 459
MT18-8/CPB	Polished Chrome	\$ 387
MT18-8/ORB	Oil Rubbed Bronze	\$ 535
MT18-8/PN	Polished Nickel	\$ 459
MT18-8/VB	Venetian Bronze	\$ 535

10" Traditional Round Rain Head

- Solid Brass Construction
- Clog Free Nozzles
- 1/2" IPS Swivel Ball Joint for Angle Adjustment
- 1.6 GPM (2.5 GPM Restrictor Also Included)

MT18-10/BRN	Brushed Nickel	\$ 590
MT18-10/CPB	Polished Chrome	\$ 505
MT18-10/ORB	Oil Rubbed Bronze	\$ 695
MT18-10/PN	Polished Nickel	\$ 590
MT18-10/VB	Venetian Bronze	\$ 695

***Available in these finishes only**

Notes:



8" Traditional Round Rain Head with Air-Injected Ball Joint for Shower Head

MT18-8P

- Solid Brass Construction
- Clog Free Nozzles
- 1/2" IPS Swivel Ball Joint for Angle Adjustment
- 1.6 GPM (2.5 GPM Restrictor Also Included)

Standard Finishes

MT18-8P/BRN	Brushed Nickel	\$ 489
MT18-8P/CPB	Polished Chrome	\$ 417
MT18-8P/ORB	Oil Rubbed Bronze	\$ 565
MT18-8P/PN	Polished Nickel	\$ 489
MT18-8P/VB	Venetian Bronze	\$ 565

***Available in these finishes only**



10" Traditional Round Rain Head with Air-Injected Ball Joint for Shower Head

MT18-10P

- Solid Brass Construction
- Clog Free Nozzles
- 1/2" IPS Swivel Ball Joint for Angle Adjustment
- 1.6 GPM (2.5 GPM Restrictor Also Included)

Standard Finishes

MT18-10P/BRN	Brushed Nickel	\$ 620
MT18-10P/CPB	Polished Chrome	\$ 535
MT18-10P/ORB	Oil Rubbed Bronze	\$ 725
MT18-10P/PN	Polished Nickel	\$ 620
MT18-10P/VB	Venetian Bronze	\$ 725

***Available in these finishes only**

Notes:

**Shower Arm w/ 45° Bend (6\", 8\", 12\")**

- Solid Brass Construction
- Wall Mount
- 45° Bend
- 1/2"NPT
- 2-7/16" Decorative Round Brass Escutcheon

MT20-6 (6" Arm)**Standard Finishes**

MT20-6/BRN	Brushed Nickel	\$ 81
MT20-6/CPB	Polished Chrome	\$ 68
MT20-6/MB	Matte Black	\$ 101
MT20-6/ORB	Oil Rubbed Bronze	\$ 101
MT20-6/PN	Polished Nickel	\$ 81
MT20-6/ULB	Unlacquered Brass	\$ 68
MT20-6/VB	Venetian Bronze	\$ 101

MT20-8 (8" Arm)**Standard Finishes**

MT20-8/BRN	Brushed Nickel	\$ 84
MT20-8/CPB	Polished Chrome	\$ 81
MT20-8/MB	Matte Black	\$ 106
MT20-8/ORB	Oil Rubbed Bronze	\$ 106
MT20-8/PN	Polished Nickel	\$ 84
MT20-8/ULB	Unlacquered Brass	\$ 81
MT20-8/VB	Venetian Bronze	\$ 106

MT20-12 (12" Arm)**Standard Finishes**

MT20-12/BRN	Brushed Nickel	\$ 108
MT20-12/CPB	Polished Chrome	\$ 81
MT20-12/MB	Matte Black	\$ 148
MT20-12/ORB	Oil Rubbed Bronze	\$ 148
MT20-12/PN	Polished Nickel	\$ 108
MT20-12/ULB	Unlacquered Brass	\$ 81
MT20-12/VB	Venetian Bronze	\$ 148

**Square Shower Arm w/ 45° Bend (6\", 8\", 12\")**

- Solid Brass Construction
- Wall Mount
- 45° Bend
- 1/2"NPT
- 2" Decorative Square Brass Escutcheon

MT21-6 (6" Arm)**Standard Finishes**

MT21-6/BRN	Brushed Nickel	\$ 106
MT21-6/CPB	Polished Chrome	\$ 94
MT21-6/MB	Matte Black	\$ 134
MT21-6/ORB	Oil Rubbed Bronze	\$ 134
MT21-6/PN	Polished Nickel	\$ 106
MT21-6/ULB	Unlacquered Brass	\$ 94
MT21-6/VB	Venetian Bronze	\$ 134

MT21-8 (8" Arm)**Standard Finishes**

MT21-8/BRN	Brushed Nickel	\$ 142
MT21-8/CPB	Polished Chrome	\$ 108
MT21-8/MB	Matte Black	\$ 154
MT21-8/ORB	Oil Rubbed Bronze	\$ 154
MT21-8/PN	Polished Nickel	\$ 142
MT21-8/ULB	Unlacquered Brass	\$ 108
MT21-8/VB	Venetian Bronze	\$ 154

MT21-12 (12" Arm)**Standard Finishes**

MT21-12/BRN	Brushed Nickel	\$ 184
MT21-12/CPB	Polished Chrome	\$ 160
MT21-12/MB	Matte Black	\$ 231
MT21-12/ORB	Oil Rubbed Bronze	\$ 231
MT21-12/PN	Polished Nickel	\$ 184
MT21-12/ULB	Unlacquered Brass	\$ 160
MT21-12/VB	Venetian Bronze	\$ 231



Curved Round Wall Rain Arm (12", 16")

- Solid Brass Construction
- Wall Mount
- 90° Bend
- 1/2"NPT
- 2-7/16" Decorative Round Brass Escutcheon

MT22 (12" Arm)

Standard Finishes

MT22/BRN	Brushed Nickel	\$ 119
MT22/CPB	Polished Chrome	\$ 71
MT22/MB	Matte Black	\$ 146
MT22/ORB	Oil Rubbed Bronze	\$ 146
MT22/PN	Polished Nickel	\$ 119
MT22/ULB	Unlacquered Brass	\$ 71
MT22/VB	Venetian Bronze	\$ 146

MT22-16 (16" Arm)

Standard Finishes

MT22-16/BRN	Brushed Nickel	\$ 131
MT22-16/CPB	Polished Chrome	\$ 101
MT22-16/MB	Matte Black	\$ 159
MT22-16/ORB	Oil Rubbed Bronze	\$ 159
MT22-16/PN	Polished Nickel	\$ 131
MT22-16/ULB	Unlacquered Brass	\$ 101
MT22-16/VB	Venetian Bronze	\$ 159



Round 90° Wall Rain Arm (12", 16")

- Solid Brass Construction
- Wall Mount
- 90° Bend
- 1/2"NPT
- 2-7/16" Decorative Round Brass Escutcheon

MT24 (12" Arm)

Standard Finishes

MT24/BRN	Brushed Nickel	\$ 175
MT24/CPB	Polished Chrome	\$ 152
MT24/MB	Matte Black	\$ 220
MT24/ORB	Oil Rubbed Bronze	\$ 220
MT24/PN	Polished Nickel	\$ 175
MT24/ULB	Unlacquered Brass	\$ 152
MT24/VB	Venetian Bronze	\$ 220

MT24-16 (16" Arm)

Standard Finishes

MT24-16/BRN	Brushed Nickel	\$ 230
MT24-16/CPB	Polished Chrome	\$ 199
MT24-16/MB	Matte Black	\$ 287
MT24-16/ORB	Oil Rubbed Bronze	\$ 287
MT24-16/PN	Polished Nickel	\$ 230
MT24-16/ULB	Unlacquered Brass	\$ 199
MT24-16/VB	Venetian Bronze	\$ 287



Curved Square Wall Rain Arm (12", 16")

- Solid Brass Construction
- Wall Mount
- 90° Bend
- 1/2"NPT
- 2" Decorative Square Brass Escutcheon

MT23 (12" Arm)

Standard Finishes

MT23/BRN	Brushed Nickel	\$ 203
MT23/CPB	Polished Chrome	\$ 164
MT23/MB	Matte Black	\$ 216
MT23/ORB	Oil Rubbed Bronze	\$ 216
MT23/PN	Polished Nickel	\$ 203
MT23/ULB	Unlacquered Brass	\$ 164
MT23/VB	Venetian Bronze	\$ 216

MT23-16 (16" Arm)

Standard Finishes

MT23-16/BRN	Brushed Nickel	\$ 233
MT23-16/CPB	Polished Chrome	\$ 188
MT23-16/MB	Matte Black	\$ 249
MT23-16/ORB	Oil Rubbed Bronze	\$ 249
MT23-16/PN	Polished Nickel	\$ 233
MT23-16/ULB	Unlacquered Brass	\$ 188
MT23-16/VB	Venetian Bronze	\$ 249



Square 90° Wall Rain Arm (12", 16")

- Solid Brass Construction
- Wall Mount
- 90° Bend
- 1/2"NPT
- 2" Decorative Square Brass Escutcheon

MT25 (12" Arm)

Standard Finishes

MT25/BRN	Brushed Nickel	\$ 203
MT25/CPB	Polished Chrome	\$ 164
MT25/MB	Matte Black	\$ 216
MT25/ORB	Oil Rubbed Bronze	\$ 216
MT25/PN	Polished Nickel	\$ 203
MT25/ULB	Unlacquered Brass	\$ 164
MT25/VB	Venetian Bronze	\$ 216

MT25-16 (16" Arm)

Standard Finishes

MT25-16/BRN	Brushed Nickel	\$ 233
MT25-16/CPB	Polished Chrome	\$ 188
MT25-16/MB	Matte Black	\$ 249
MT25-16/ORB	Oil Rubbed Bronze	\$ 249
MT25-16/PN	Polished Nickel	\$ 233
MT25-16/ULB	Unlacquered Brass	\$ 188
MT25-16/VB	Venetian Bronze	\$ 249



Rectangular Wall Rain Arm (12", 16")

- Solid Brass Construction
- Wall Mount
- No Bend; 90° Down Spout
- 1/2"NPT
- 2" Decorative Square Brass Escutcheon



Round Shower Riser (12", 16")

- Solid Brass Construction
- Wall Mount
- 9" Vertical Rise
- 1/2"NPT
- 2-7/16" Decorative Round Brass Escutcheon

MT28 (12" Arm)

Standard Finishes

MT28/BRN	Brushed Nickel	\$ 276
MT28/CPB	Polished Chrome	\$ 230
MT28/MB	Matte Black	\$ 343
MT28/ORB	Oil Rubbed Bronze	\$ 343
MT28/PN	Polished Nickel	\$ 276
MT28/ULB	Unlacquered Brass	\$ 230
MT28/VB	Venetian Bronze	\$ 343

MT28-16 (16" Arm)

Standard Finishes

MT28-16/BRN	Brushed Nickel	\$ 335
MT28-16/CPB	Polished Chrome	\$ 263
MT28-16/MB	Matte Black	\$ 419
MT28-16/ORB	Oil Rubbed Bronze	\$ 419
MT28-16/PN	Polished Nickel	\$ 335
MT28-16/ULB	Unlacquered Brass	\$ 263
MT28-16/VB	Venetian Bronze	\$ 419

MT27 (12" Arm)

Standard Finishes

MT27/BRN	Brushed Nickel	\$ 230
MT27/CPB	Polished Chrome	\$ 198
MT27/MB	Matte Black	\$ 287
MT27/ORB	Oil Rubbed Bronze	\$ 287
MT27/PN	Polished Nickel	\$ 230
MT27/ULB	Unlacquered Brass	\$ 198
MT27/VB	Venetian Bronze	\$ 287

MT27-16 (16" Arm)

Standard Finishes

MT27-16/BRN	Brushed Nickel	\$ 289
MT27-16/CPB	Polished Chrome	\$ 260
MT27-16/MB	Matte Black	\$ 361
MT27-16/ORB	Oil Rubbed Bronze	\$ 361
MT27-16/PN	Polished Nickel	\$ 289
MT27-16/ULB	Unlacquered Brass	\$ 260
MT27-16/VB	Venetian Bronze	\$ 361



Square Shower Riser (12", 16")

- Solid Brass Construction
- Wall Mount
- 8-1/2" Vertical Rise
- 1/2"NPT
- 2" Decorative Square Brass Escutcheon

MT29 (12" Arm)

Standard Finishes

MT29/BRN	Brushed Nickel	\$ 290
MT29/CPB	Polished Chrome	\$ 246
MT29/MB	Matte Black	\$ 362
MT29/ORB	Oil Rubbed Bronze	\$ 362
MT29/PN	Polished Nickel	\$ 290
MT29/ULB	Unlacquered Brass	\$ 246
MT29/VB	Venetian Bronze	\$ 362

MT29-16 (16" Arm)

Standard Finishes

MT29-16/BRN	Brushed Nickel	\$ 349
MT29-16/CPB	Polished Chrome	\$ 304
MT29-16/MB	Matte Black	\$ 436
MT29-16/ORB	Oil Rubbed Bronze	\$ 436
MT29-16/PN	Polished Nickel	\$ 349
MT29-16/ULB	Unlacquered Brass	\$ 304
MT29-16/VB	Venetian Bronze	\$ 436

**Round Ceiling Drop (3", 6", 8")**

- Solid Brass Construction
- Ceiling Mount
- 1/2"NPT
- 2-7/16" Decorative Round Brass Escutcheon

MT30-3 (3" Drop)**Standard Finishes**

MT30-3/BRN	Brushed Nickel	\$ 53
MT30-3/CPB	Polished Chrome	\$ 50
MT30-3/MB	Matte Black	\$ 68
MT30-3/ORB	Oil Rubbed Bronze	\$ 68
MT30-3/PN	Polished Nickel	\$ 53
MT30-3/ULB	Unlacquered Brass	\$ 50
MT30-3/VB	Venetian Bronze	\$ 68

MT30-6 (6" Drop)**Standard Finishes**

MT30-6/BRN	Brushed Nickel	\$ 81
MT30-6/CPB	Polished Chrome	\$ 68
MT30-6/MB	Matte Black	\$ 103
MT30-6/ORB	Oil Rubbed Bronze	\$ 103
MT30-6/PN	Polished Nickel	\$ 81
MT30-6/ULB	Unlacquered Brass	\$ 68
MT30-6/VB	Venetian Bronze	\$ 103

MT30-8 (8" Drop)**Standard Finishes**

MT30-8/BRN	Brushed Nickel	\$ 110
MT30-8/CPB	Polished Chrome	\$ 92
MT30-8/MB	Matte Black	\$ 140
MT30-8/ORB	Oil Rubbed Bronze	\$ 140
MT30-8/PN	Polished Nickel	\$ 110
MT30-8/ULB	Unlacquered Brass	\$ 92
MT30-8/VB	Venetian Bronze	\$ 140

**Round Ceiling Drop (12", 18", 24")**

- Solid Brass Construction
- Ceiling Mount
- 1/2"NPT
- 2-7/16" Decorative Round Brass Escutcheon

MT30-12 (12" Drop)**Standard Finishes**

MT30-12/BRN	Brushed Nickel	\$ 146
MT30-12/CPB	Polished Chrome	\$ 125
MT30-12/MB	Matte Black	\$ 184
MT30-12/ORB	Oil Rubbed Bronze	\$ 184
MT30-12/PN	Polished Nickel	\$ 146
MT30-12/ULB	Unlacquered Brass	\$ 125
MT30-12/VB	Venetian Bronze	\$ 184

MT30-18 (18" Drop)**Standard Finishes**

MT30-18/BRN	Brushed Nickel	\$ 208
MT30-18/CPB	Polished Chrome	\$ 171
MT30-18/MB	Matte Black	\$ 260
MT30-18/ORB	Oil Rubbed Bronze	\$ 260
MT30-18/PN	Polished Nickel	\$ 208
MT30-18/ULB	Unlacquered Brass	\$ 171
MT30-18/VB	Venetian Bronze	\$ 260

MT30-24 (24" Drop)**Standard Finishes**

MT30-24/BRN	Brushed Nickel	\$ 249
MT30-24/CPB	Polished Chrome	\$ 205
MT30-24/MB	Matte Black	\$ 311
MT30-24/ORB	Oil Rubbed Bronze	\$ 311
MT30-24/PN	Polished Nickel	\$ 249
MT30-24/ULB	Unlacquered Brass	\$ 205
MT30-24/VB	Venetian Bronze	\$ 311



Square Ceiling Drop (3", 6", 8")

- Solid Brass Construction
- Ceiling Mount
- 1/2"NPT
- 2" Decorative Square Brass Escutcheon

MT31-3 (3" Drop)

Standard Finishes

MT31-3/BRN	Brushed Nickel	\$ 65
MT31-3/CPB	Polished Chrome	\$ 57
MT31-3/MB	Matte Black	\$ 78
MT31-3/ORB	Oil Rubbed Bronze	\$ 78
MT31-3/PN	Polished Nickel	\$ 65
MT31-3/ULB	Unlacquered Brass	\$ 57
MT31-3/VB	Venetian Bronze	\$ 78

MT31-6 (6" Drop)

Standard Finishes

MT31-6/BRN	Brushed Nickel	\$ 114
MT31-6/CPB	Polished Chrome	\$ 99
MT31-6/MB	Matte Black	\$ 142
MT31-6/ORB	Oil Rubbed Bronze	\$ 142
MT31-6/PN	Polished Nickel	\$ 114
MT31-6/ULB	Unlacquered Brass	\$ 99
MT31-6/VB	Venetian Bronze	\$ 142

MT31-8 (8" Drop)

Standard Finishes

MT31-8/BRN	Brushed Nickel	\$ 175
MT31-8/CPB	Polished Chrome	\$ 149
MT31-8/MB	Matte Black	\$ 220
MT31-8/ORB	Oil Rubbed Bronze	\$ 220
MT31-8/PN	Polished Nickel	\$ 175
MT31-8/ULB	Unlacquered Brass	\$ 149
MT31-8/VB	Venetian Bronze	\$ 220



Square Ceiling Drop (12", 18", 24")

- Solid Brass Construction
- Ceiling Mount
- 1/2"NPT
- 2" Decorative Square Brass Escutcheon

MT31-12 (12" Drop)

Standard Finishes

MT31-12/BRN	Brushed Nickel	\$ 159
MT31-12/CPB	Polished Chrome	\$ 131
MT31-12/MB	Matte Black	\$ 260
MT31-12/ORB	Oil Rubbed Bronze	\$ 260
MT31-12/PN	Polished Nickel	\$ 159
MT31-12/ULB	Unlacquered Brass	\$ 131
MT31-12/VB	Venetian Bronze	\$ 260

MT31-18 (18" Drop)

Standard Finishes

MT31-18/BRN	Brushed Nickel	\$ 263
MT31-18/CPB	Polished Chrome	\$ 230
MT31-18/MB	Matte Black	\$ 330
MT31-18/ORB	Oil Rubbed Bronze	\$ 330
MT31-18/PN	Polished Nickel	\$ 263
MT31-18/ULB	Unlacquered Brass	\$ 230
MT31-18/VB	Venetian Bronze	\$ 330

MT31-24 (24" Drop)

Standard Finishes

MT31-24/BRN	Brushed Nickel	\$ 315
MT31-24/CPB	Polished Chrome	\$ 276
MT31-24/MB	Matte Black	\$ 396
MT31-24/ORB	Oil Rubbed Bronze	\$ 396
MT31-24/PN	Polished Nickel	\$ 315
MT31-24/ULB	Unlacquered Brass	\$ 276
MT31-24/VB	Venetian Bronze	\$ 396



Mountain Re-Vive™ Shower Products

The Mountain Re-Vive™ Shower Collection allows you to revive your shower, the soul of your bathroom. The **ultra slim** contemporary hand showers will revitalize your look. Pairing this unique hand shower with the matching Re-Vive™ shower head allows you to rejuvenate your style.



Round Multi-Function Hand Shower (MT10HSMF)

- Three functions: spray, mist, or both
- Thumb clicker button toggles between spray modes
- Interior lining prevents scalding
- Ergonomic 15° bend
- 1.6 or 2.5 GPM flow rate
- ABS plastic casing with thermoplastic rubber nozzles

Standard Finishes

MT10HSMF/BRN	Brushed Nickel
MT10HSMF/CPB	Polished Chrome
MT10HSMF/MB	Matte Black
MT10HSMF/PN	Polished Nickel

*Available in these finishes only



Square Multi-Function Hand Shower (MT11HSMF)

- Three functions: spray, mist, or both
- Thumb clicker button toggles between spray modes
- Interior lining prevents scalding
- Ergonomic 15° bend
- 1.6 or 2.5 GPM flow rate
- ABS plastic casing with thermoplastic rubber nozzles

Standard Finishes

\$ 142	MT11HSMF/BRN	Brushed Nickel	\$ 142
\$ 119	MT11HSMF/CPB	Polished Chrome	\$ 119
\$ 177	MT11HSMF/MB	Matte Black	\$ 177
\$ 142	MT11HSMF/PN	Polished Nickel	\$ 142

*Available in these finishes only



Traditional Round Hand Shower (MT18HS)

- Solid Brass Construction
- Single Function
- Ergonomic 90° Bend

Standard Finishes

MT18HS/BRN	Brushed Nickel	\$ 189
MT18HS/CPB	Polished Chrome	\$ 157
MT18HS/ORB	Oil Rubbed Bronze	\$ 211
MT18HS/PN	Polished Nickel	\$ 189
MT18HS/VB	Venetian Bronze	\$ 211

*Available in these finishes only



Round Stainless Steel Bent Hand Shower (MT10HS)

- Seamless Stainless Steel Construction
- Ultra Slim 2.4mm
- Ergonomic 30° Bend

Standard Finishes

MT10HS/BRN	Brushed Nickel	\$ 142
MT10HS/CPB	Polished Chrome	\$ 119
MT10HS/MB	Matte Black	\$ 177
MT10HS/ORB	Oil Rubbed Bronze	\$ 177
MT10HS/PN	Polished Nickel	\$ 142

*Available in these finishes only



Square Stainless Steel Bent Hand Shower (MT11HS)

- Seamless Stainless Steel Construction
- Ultra Slim 2.4mm
- Ergonomic 30° Bend

Standard Finishes

MT11HS/BRN	Brushed Nickel	\$ 142
MT11HS/CPB	Polished Chrome	\$ 119
MT11HS/MB	Matte Black	\$ 177
MT11HS/ORB	Oil Rubbed Bronze	\$ 177
MT11HS/PN	Polished Nickel	\$ 142

*Available in these finishes only



Round Slim Hand Shower Wand (MT12HS)

- Solid Brass Construction
- Single Function

Standard Finishes

MT12HS/BRN	Brushed Nickel	\$ 105
MT12HS/CPB	Polished Chrome	\$ 89
MT12HS/MB	Matte Black	\$ 130
MT12HS/ORB	Oil Rubbed Bronze	\$ 130
MT12HS/PN	Polished Nickel	\$ 105
MT12HS/VB	Venetian Bronze	\$ 130

*Available in these finishes only




Rectangular Slim Hand Shower Wand (MT13HS)

- Solid Brass Construction
- Single Function

Standard Finishes

MT13HS/BRN	Brushed Nickel	\$ 105
MT13HS/CPB	Polished Chrome	\$ 89
MT13HS/MB	Matte Black	\$ 130
MT13HS/ORB	Oil Rubbed Bronze	\$ 130
MT13HS/PN	Polished Nickel	\$ 105
MT13HS/VB	Venetian Bronze	\$ 130

*Available in these finishes only

**Round Waterway Elbow with Adjustable Handshower Holder (MT41S)**

- Solid Brass Construction
- Round Flange Included

Standard Finishes

MT41S/BRN	Brushed Nickel	\$ 137
MT41S/CHBRZ	Champagne Bronze	\$ 225
MT41S/CPB	Polished Chrome	\$ 112
MT41S/MB	Matte Black	\$ 169
MT41S/ORB	Oil Rubbed Bronze	\$ 154
MT41S/PN	Polished Nickel	\$ 137
MT41S/ULB	Unlacquered Brass	\$ 112
MT41S/VB	Venetian Bronze	\$ 154

Group 1 Finishes

All Group 1 Finishes	\$ 169
----------------------	---------------

Group 2 Finishes

All Group 2 Finishes	\$ 225
----------------------	---------------

**Square Waterway Elbow with Adjustable Handshower Holder (MT51S)**

- Solid Brass Construction
- Square Flange Included

Standard Finishes

MT51S/BRN	Brushed Nickel	\$ 137
MT51S/CHBRZ	Champagne Bronze	\$ 225
MT51S/CPB	Polished Chrome	\$ 112
MT51S/MB	Matte Black	\$ 169
MT51S/ORB	Oil Rubbed Bronze	\$ 154
MT51S/PN	Polished Nickel	\$ 137
MT51S/ULB	Unlacquered Brass	\$ 112
MT51S/VB	Venetian Bronze	\$ 154

Group 1 Finishes

All Group 1 Finishes	\$ 169
----------------------	---------------

Group 2 Finishes

All Group 2 Finishes	\$ 225
----------------------	---------------

**Rectangular Waterway Elbow with Adjustable Handshower Holder (MT61S)**

- Solid Brass Construction
- Rectangular Flange Included

Standard Finishes

MT61S/BRN	Brushed Nickel	\$ 137
MT61S/CHBRZ	Champagne Bronze	\$ 225
MT61S/CPB	Polished Chrome	\$ 112
MT61S/MB	Matte Black	\$ 169
MT61S/ORB	Oil Rubbed Bronze	\$ 154
MT61S/PN	Polished Nickel	\$ 137
MT61S/ULB	Unlacquered Brass	\$ 112
MT61S/VB	Venetian Bronze	\$ 154

Group 1 Finishes

All Group 1 Finishes	\$ 169
----------------------	---------------

Group 2 Finishes

All Group 2 Finishes	\$ 225
----------------------	---------------

**Traditional Waterway Elbow with Adjustable Handshower Holder (MT71S)**

- Solid Brass Construction
- Round Flange Included

Standard Finishes

MT71S/BRN	Brushed Nickel	\$ 137
MT71S/CHBRZ	Champagne Bronze	\$ 225
MT71S/CPB	Polished Chrome	\$ 112
MT71S/MB	Matte Black	\$ 169
MT71S/ORB	Oil Rubbed Bronze	\$ 154
MT71S/PN	Polished Nickel	\$ 137
MT71S/ULB	Unlacquered Brass	\$ 112
MT71S/VB	Venetian Bronze	\$ 154

Group 1 Finishes

All Group 1 Finishes	\$ 169
----------------------	---------------

Group 2 Finishes

All Group 2 Finishes	\$ 225
----------------------	---------------



Round Waterway Elbow (MT14)

- Solid Brass Construction
- 1/2" Female Inlet x 1/2" Male Outlet
- Round Flange Included

Standard Finishes

MT14/BRN	Brushed Nickel
MT14/CHBRZ	Champagne Bronze
MT14/CPB	Polished Chrome
MT14/MB	Matte Black
MT14/ORB	Oil Rubbed Bronze
MT14/PN	Polished Nickel
MT14/ULB	Unlacquered Brass
MT14/VB	Venetian Bronze

Group 1 Finishes

All Group 1 Finishes

Group 2 Finishes

All Group 2 Finishes

\$ 120

\$ 186

\$ 104

\$ 141

\$ 141


\$ 120

\$ 104

\$ 141

\$ 158

\$ 186



Square Waterway Elbow (MT15)

- Solid Brass Construction
- 1/2" Female Inlet x 1/2" Male Outlet
- Square Flange Included

Standard Finishes

MT15/BRN	Brushed Nickel	\$ 120
MT15/CHBRZ	Champagne Bronze	\$ 186
MT15/CPB	Polished Chrome	\$ 104
MT15/MB	Matte Black	\$ 141
MT15/ORB	Oil Rubbed Bronze	\$ 141
MT15/PN	Polished Nickel	\$ 120
MT15/ULB	Unlacquered Brass	\$ 104
MT15/VB	Venetian Bronze	\$ 141

Group 1 Finishes

All Group 1 Finishes **\$ 158**

Group 2 Finishes

All Group 2 Finishes **\$ 186**



Round Waterway Elbow (MT41)

- Solid Brass Construction
- Round Flange Included

Standard Finishes

MT41/BRN	Brushed Nickel	\$ 133
MT41/CHBRZ	Champagne Bronze	\$ 196
MT41/CPB	Polished Chrome	\$ 109
MT41/MB	Matte Black	\$ 149
MT41/ORB	Oil Rubbed Bronze	\$ 149
MT41/PN	Polished Nickel	\$ 133
MT41/ULB	Unlacquered Brass	\$ 109
MT41/VB	Venetian Bronze	\$ 149

Group 1 Finishes

All Group 1 Finishes **\$ 168**

Group 2 Finishes

All Group 2 Finishes **\$ 196**



Square Waterway Elbow (MT51)

- Solid Brass Construction
- Square Flange Included

Standard Finishes

MT51/BRN	Brushed Nickel	\$ 133
MT51/CHBRZ	Champagne Bronze	\$ 196
MT51/CPB	Polished Chrome	\$ 109
MT51/MB	Matte Black	\$ 149
MT51/ORB	Oil Rubbed Bronze	\$ 149
MT51/PN	Polished Nickel	\$ 133
MT51/ULB	Unlacquered Brass	\$ 109
MT51/VB	Venetian Bronze	\$ 149

Group 1 Finishes

All Group 1 Finishes **\$ 168**

Group 2 Finishes

All Group 2 Finishes **\$ 196**



Stainless Steel Wall Mount (MT16)

- Stationary Handshower Mount
- Solid Stainless Steel Construction
- Mounting Hardware Included

Standard Finishes

MT16/BRN	Brushed Nickel	\$ 83
MT16/CHBRZ	Champagne Bronze	\$ 123
MT16/CPB	Polished Chrome	\$ 71
MT16/MB	Matte Black	\$ 93
MT16/ORB	Oil Rubbed Bronze	\$ 93
MT16/PN	Polished Nickel	\$ 83
MT16/VB	Venetian Bronze	\$ 93

Group 1 Finishes

All Group 1 Finishes	\$ 104
----------------------	--------

Group 2 Finishes

All Group 2 Finishes	\$ 123
----------------------	--------



Showerarm Mount with Diverter (MT19)

- ABS Construction
- 1/2" Female Inlet x Two 1/2" Male Outlets
- Divert Water Between Handshower and Showerhead
- Adjustable Handshower Mount

Standard Finishes

MT19/BRN	Brushed Nickel	\$ 66
MT19/CPB	Polished Chrome	\$ 58
MT19/PN	Polished Nickel	\$ 66

*Available in these finishes only



Stainless Steel Handshower Hose (MT17)

- Stainless Steel Hose
- Solid Brass 1/2" Female Connectors
- Five Foot Length

Standard Finishes

MT17/BRN	Brushed Nickel	\$ 62
MT17/CPB	Polished Chrome	\$ 48
MT17/MB	Matte Black	\$ 78
MT17/ORB	Oil Rubbed Bronze	\$ 78
MT17/PN	Polished Nickel	\$ 62
MT17/VB	Venetian Bronze	\$ 78



Atmospheric Vacuum Breaker

MTVAC-BRKR

- Accessory to be used with all hand shower models

Standard Finishes

MTVAC-BRKR/BRN	Brushed Nickel	\$ 43
MTVAC-BRKR/CPB	Polished Chrome	\$ 35
MTVAC-BRKR/MB	Matte Black	\$ 53
MTVAC-BRKR/ORB	Oil Rubbed Bronze	\$ 53
MTVAC-BRKR/PN	Polished Nickel	\$ 43
MTVAC-BRKR/VB	Venetian Bronze	\$ 53



Rain Rail Plus – Wall Mounted Shower Rail with Bottom Outlet Integral Waterway and Diverter

The Rain Rail Plus is the newest addition to the Mountain Re-Vive™ Shower Collection. The Rain Rail Plus is designed to make your bathroom remodel simple and effortless by avoiding unnecessary alterations to the tile, the plumbing behind the wall, or changing out the valve. Simply mount the Rain Rail Plus to the existing single showerhead outlet, and now your shower has transformed into a customized dual outlet showering experience equipped with rain head and handshower.

The Rain Rail Plus' adjustable slide rail bracket allows for easy height and angle adjustment to your handshower. Toggling between rain head and handshower functions is made easy with the diverter being located at the base of the rail.

- 3 Function Design (shower, handshower, or both on at the same time)
- Top water inlet to retrofit current shower setup
- Bottom diverter to switch from Showerhead to Handshower
- Brass Construction
- Handshower holder is adjustable in height and angle
- Swing Spout
- Mounting Hardware Included
- 33 1/8" High x 16 1/2" Deep (Standard Version - MTRRP)
- 26 1/8" High x 16 1/2" Deep (Short Version - MTRRP-2)

Standard Version (MTRRP)

Standard Finishes

MTRRP/BRN	Brushed Nickel
MTRRP/CPB	Polished Chrome
MTRRP/MB	Matte Black
MTRRP/ORB	Oil Rubbed Bronze
MTRRP/PN	Polished Nickel
MTRRP/VB	Venetian Bronze

Short Version (MTRRP-2)

Standard Finishes

\$ 655	MTRRP-2/BRN	Brushed Nickel	\$ 655
\$ 468	MTRRP-2/CPB	Polished Chrome	\$ 468
\$ 783	MTRRP-2/MB	Matte Black	\$ 783
\$ 783	MTRRP-2/ORB	Oil Rubbed Bronze	\$ 783
\$ 655	MTRRP-2/PN	Polished Nickel	\$ 655
\$ 783	MTRRP-2/VB	Venetian Bronze	\$ 783

Standard Version - California (MTRRP-CA) Short Version - California (MTRRP-2CA)

Standard Finishes

MTRRP-CA/BRN	Brushed Nickel
MTRRP-CA/CPB	Polished Chrome
MTRRP-CA/MB	Matte Black
MTRRP-CA/ORB	Oil Rubbed Bronze
MTRRP-CA/PN	Polished Nickel
MTRRP-CA/VB	Venetian Bronze

Standard Finishes

\$ 655	MTRRP-2CA/BRN	Brushed Nickel	\$ 655
\$ 468	MTRRP-2CA/CPB	Polished Chrome	\$ 468
\$ 783	MTRRP-2CA/MB	Matte Black	\$ 783
\$ 783	MTRRP-2CA/ORB	Oil Rubbed Bronze	\$ 783
\$ 655	MTRRP-2CA/PN	Polished Nickel	\$ 655
\$ 783	MTRRP-2CA/VB	Venetian Bronze	\$ 783



Wall Mounted Shower Rail - Round

MT9SR

- Brass construction
- 27" in length
- Handshower holder is adjustable in height and angle
- Mounting hardware included

Standard Finishes

MT9SR/BRN	Brushed Nickel	\$ 235
MT9SR/CHBRZ	Champagne Bronze	\$ 375
MT9SR/CPB	Polished Chrome	\$ 197
MT9SR/MB	Matte Black	\$ 284
MT9SR/ORB	Oil Rubbed Bronze	\$ 284
MT9SR/PN	Polished Nickel	\$ 235
MT9SR/ULB	Unlacquered Brass	\$ 197
MT9SR/VB	Venetian Bronze	\$ 284

Group 1 Finishes

All Group 1 Finishes	\$ 318
----------------------	--------

Group 2 Finishes

All Group 2 Finishes	\$ 375
----------------------	--------



Wall Mounted Shower Rail – Rectangular

MT8SR

- Brass construction
- 27" in length
- Handshower holder is adjustable in height and angle
- Mounting hardware included

Standard Finishes

MT8SR/BRN	Brushed Nickel	\$ 300
MT8SR/CHBRZ	Champagne Bronze	\$ 457
MT8SR/CPB	Polished Chrome	\$ 255
MT8SR/MB	Matte Black	\$ 345
MT8SR/ORB	Oil Rubbed Bronze	\$ 345
MT8SR/PN	Polished Nickel	\$ 306
MT8SR/ULB	Unlacquered Brass	\$ 255
MT8SR/VB	Venetian Bronze	\$ 345

Group 1 Finishes

All Group 1 Finishes	\$ 387
----------------------	--------

Group 2 Finishes

All Group 2 Finishes	\$ 457
----------------------	--------



Wall Mounted Shower Rail with Bottom Outlet Integral Waterway – Round

MT9SRW

- Integral water outlet eliminates the need for separate waterway elbow
- Brass construction
- 27" in length
- Handshower holder is adjustable in height and angle
- Mounting hardware included

Standard Finishes

MT9SRW/BRN	Brushed Nickel	\$ 303
MT9SRW/CHBRZ	Champagne Bronze	\$ 451
MT9SRW/CPB	Polished Chrome	\$ 253
MT9SRW/MB	Matte Black	\$ 341
MT9SRW/ORB	Oil Rubbed Bronze	\$ 341
MT9SRW/PN	Polished Nickel	\$ 303
MT9SRW/ULB	Unlacquered Brass	\$ 253
MT9SRW/VB	Venetian Bronze	\$ 341

Group 1 Finishes

All Group 1 Finishes	\$ 383
----------------------	--------

Group 2 Finishes

All Group 2 Finishes	\$ 451
----------------------	--------



Wall Mounted Shower Rail with Bottom Outlet Integral Waterway – Rectangular

MT8SRW

- Integral water outlet eliminates the need for separate waterway elbow
- Brass construction
- 27" in length
- Handshower holder is adjustable in height and angle
- Mounting hardware included

Standard Finishes

MT8SRW/BRN	Brushed Nickel	\$ 367
MT8SRW/CHBRZ	Champagne Bronze	\$ 516
MT8SRW/CPB	Polished Chrome	\$ 306
MT8SRW/MB	Matte Black	\$ 391
MT8SRW/ORB	Oil Rubbed Bronze	\$ 391
MT8SRW/PN	Polished Nickel	\$ 367
MT8SRW/ULB	Unlacquered Brass	\$ 306
MT8SRW/VB	Venetian Bronze	\$ 391

Group 1 Finishes

All Group 1 Finishes	\$ 438
----------------------	--------


Group 2 Finishes

All Group 2 Finishes	\$ 516
----------------------	--------



Mountain Re-Vive™ Shower Products - Select Series Shower Drains

The Mountain Re-Vive™ Shower Collection allows you to revive your shower, the soul of your bathroom. New to the Collection are the Select Series Shower Drains. The Select Series are a decorative, high quality shower drain that will not bust the customer's budget. Two grid designs to go along with a tile-in option allow for an elegant and beautiful choice of design to suit any bathroom style.



Squares Shower Grid

MT607

- 4" square grid
- 3/16" 304 stainless steel grid
- Includes grid removal tool

Standard Finishes

MT607/BRN	Brushed Nickel	\$ 63
MT607/CHBRZ	Champagne Bronze	\$ 114
MT607/CPB	Polished Chrome	\$ 62
MT607/MB	Matte Black	\$ 70
MT607/ORB	Oil Rubbed Bronze	\$ 70
MT607/PN	Polished Nickel	\$ 63
MT607/VB	Venetian Bronze	\$ 70

Group 1 Finishes

All Group 1 Finishes	\$ 90
----------------------	-------

Group 2 Finishes

All Group 2 Finishes	\$ 114
----------------------	--------



Lines Shower Grid

MT608

- 4" square grid
- 3/16" 304 stainless steel grid
- Includes grid removal tool

Standard Finishes


MT608/BRN	Brushed Nickel	\$ 63
MT608/CHBRZ	Champagne Bronze	\$ 114
MT608/CPB	Polished Chrome	\$ 62
MT608/MB	Matte Black	\$ 70
MT608/ORB	Oil Rubbed Bronze	\$ 70
MT608/PN	Polished Nickel	\$ 63
MT608/VB	Venetian Bronze	\$ 70

Group 1 Finishes

All Group 1 Finishes	\$ 90
----------------------	-------

Group 2 Finishes

All Group 2 Finishes	\$ 114
----------------------	--------



Tile-in Shower Grid

MT609

- 3-1/2" square grid
- Plastic construction
- Includes grid removal tool

Standard Finishes

MT609	No Finish on Product	\$ 23
-------	----------------------	-------



Drain Neck to Fit All Select Series' Grids

\$ 20

MT606

- Plastic construction
- Minimalistic thin edge design
- Hair catcher
- Construction debris cover included



Drain Body - ABS Rough

\$ 32

MT605A

- Fits 2" ABS Pipe




Drain Body - PVC Rough

\$ 32

MT605P

- Fits 2" PVC Pipe



Schluter Adaptor

\$ 7

MT603A

- Plastic construction
- Allows for installation into fabric water-proofing systems; i.e. Schluter®-KERDI



Kit 1 - PVC Drain Rough Body

\$ 52

MT601P

- MT605P - Drain Rough
- MT606 - Drain Neck

Kit 2 - ABS Drain Rough Body

\$ 52

MT601A

- MT605A - Drain Rough
- MT606 - Drain Neck

**4" Round Shower Grid - "Plastic Oddities"****MT238**

Shower grid features:

- 4" diameter O.D. with screw holes
- Two screw holes are 3-3/8" C-C
- Screws are included
- Grids are all brass, not stamped steel

Replacement shower grid fits "Plastic Oddities" shower drains.

Standard Finishes

MT238/BRN	Brushed Nickel	\$ 42
MT238/CHBRZ	Champagne Bronze	\$ 68
MT238/CPB	Polished Chrome	\$ 29
MT238/MB	Matte Black	\$ 48
MT238/ORB	Oil Rubbed Bronze	\$ 44
MT238/PN	Polished Nickel	\$ 42
MT238/ULB	Unlacquered Brass	\$ 29
MT238/VB	Venetian Bronze	\$ 44

Group 1 Finishes

All Group 1 Finishes	\$ 48
----------------------	--------------

Group 2 Finishes

All Group 2 Finishes	\$ 68
----------------------	--------------

**4-1/2" Round Shower Grid - Fiat Shower Drains****MT239**

Shower grid features:

- 4-1/2" diameter O.D.
- 3" prong to prong
- Grid snaps in place for installation
- Grids are all brass, not stamped steel

Replacement shower grid fits Fiat shower drains.

Standard Finishes

MT239/BRN	Brushed Nickel	\$ 78
MT239/CHBRZ	Champagne Bronze	\$ 127
MT239/CPB	Polished Chrome	\$ 57
MT239/MB	Matte Black	\$ 90
MT239/ORB	Oil Rubbed Bronze	\$ 83
MT239/PN	Polished Nickel	\$ 78
MT239/ULB	Unlacquered Brass	\$ 57
MT239/VB	Venetian Bronze	\$ 83

Group 1 Finishes

All Group 1 Finishes	\$ 90
----------------------	--------------

Group 2 Finishes

All Group 2 Finishes	\$ 127
----------------------	---------------

**Deluxe Brass Shower Grid with Square Plate****MT231**

Shower grid deluxe trim set consists of:

- One 4-1/4" square tile trim plate
- One 3-3/8" O.D. round grid
- Two screw holes are 2-7/8" C-C
- Includes 2 screws for installation

Fits Plumbing Products and 4T Drains

Standard Finishes

MT231/BRN	Brushed Nickel	\$ 58
MT231/CHBRZ	Champagne Bronze	\$ 95
MT231/CPB	Polished Chrome	\$ 54
MT231/MB	Matte Black	\$ 69
MT231/ORB	Oil Rubbed Bronze	\$ 62
MT231/PN	Polished Nickel	\$ 58
MT231/ULB	Unlacquered Brass	\$ 54
MT231/VB	Venetian Bronze	\$ 62

Group 1 Finishes

All Group 1 Finishes	\$ 69
----------------------	--------------

Group 2 Finishes

All Group 2 Finishes	\$ 95
----------------------	--------------



4-1/4" Round Shower Grid - American Brass, Aluminum Foundry

MT240

Shower grid features:

- 4-1/4" diameter O.D.
- 2-7/8" prong to prong
- Grid snaps in place for installation
- Grids are all brass, not stamped steel

Replacement shower grid fits American Brass and Aluminum Foundry shower drains.

Standard Finishes


MT240/BRN	Brushed Nickel	\$ 30
MT240/CHBRZ	Champagne Bronze	\$ 58
MT240/CPB	Polished Chrome	\$ 24
MT240/MB	Matte Black	\$ 42
MT240/ORB	Oil Rubbed Bronze	\$ 35
MT240/PN	Polished Nickel	\$ 30
MT240/ULB	Unlacquered Brass	\$ 24
MT240/VB	Venetian Bronze	\$ 35

Group 1 Finishes

All Group 1 Finishes	\$ 42
----------------------	-------

Group 2 Finishes

All Group 2 Finishes	\$ 58
----------------------	-------



4-1/4" Round Shower Grid - "Plastic Oddities"

MT245

Shower grid features:

- 4-1/4" diameter O.D. with screw holes
- Two screw holes are 2-5/8" C-C
- Screws are included
- Grids are all brass, not stamped steel

Replacement shower grid fits "Plastic Oddities" shower drains.

Standard Finishes

MT245/BRN	Brushed Nickel	\$ 42
MT245/CHBRZ	Champagne Bronze	\$ 78
MT245/CPB	Polished Chrome	\$ 29
MT245/MB	Matte Black	\$ 57
MT245/ORB	Oil Rubbed Bronze	\$ 48
MT245/PN	Polished Nickel	\$ 42
MT245/ULB	Unlacquered Brass	\$ 29
MT245/VB	Venetian Bronze	\$ 48

Group 1 Finishes

All Group 1 Finishes	\$ 57
----------------------	-------

Group 2 Finishes

All Group 2 Finishes	\$ 78
----------------------	-------



4-1/4" Round Shower Grid - Mountain Plumbing, Oatey/Casper, Zurn

MT236

Shower grid features:

- 4-1/4" diameter O.D.
- Grid snaps in place for installation
- Grids are all brass, not stamped steel

Replacement shower grid fits Mountain MT237, Oatey/Casper, Zurn, and many other shower drains.

Standard Finishes


MT236/BRN	Brushed Nickel	\$ 37
MT236/CHBRZ	Champagne Bronze	\$ 75
MT236/CPB	Polished Chrome	\$ 30
MT236/MB	Matte Black	\$ 52
MT236/ORB	Oil Rubbed Bronze	\$ 49
MT236/PN	Polished Nickel	\$ 37
MT236/ULB	Unlacquered Brass	\$ 30
MT236/VB	Venetian Bronze	\$ 49

Group 1 Finishes

All Group 1 Finishes	\$ 52
----------------------	-------

Group 2 Finishes

All Group 2 Finishes	\$ 75
----------------------	-------



4-1/4" Square Shower Grid

MT246

Shower grid features:

- 4-1/4" Square
- Two screw holes are 2-5/8" C-C
- Fits JACLO 86564

Standard Finishes

MT246/BRN	Brushed Nickel	\$ 72
MT246/CHBRZ	Champagne Bronze	\$ 99
MT246/CPB	Polished Chrome	\$ 59
MT246/MB	Matte Black	\$ 94
MT246/ORB	Oil Rubbed Bronze	\$ 83
MT246/PN	Polished Nickel	\$ 72
MT246/ULB	Unlacquered Brass	\$ 59
MT246/VB	Venetian Bronze	\$ 83

Group 1 Finishes

All Group 1 Finishes	\$ 94
----------------------	-------

Group 2 Finishes

All Group 2 Finishes	\$ 99
----------------------	-------



MT506P-ROUGH Shown

Shower Drain Body PVC Rough - Use w/ MT506/507-GRID \$67

MT506/507P-ROUGH/RB

PVC drain body for solid nickel bronze grids from Mountain Plumbing

- Fits 2" pipe PVC drain rough

Use with Mountain Plumbing shower drain:
MT506/507-GRID



MT507A-ROUGH Shown

Shower Drain Body ABS Rough - Use w/ MT506/507-GRID \$67

MT506/507A-ROUGH/RB

ABS drain body for solid nickel bronze grids from Mountain Plumbing

- Fits 2" pipe ABS drain rough

Use with Mountain Plumbing shower drain:
MT506/507-GRID



MT506C-ROUGH Shown

Shower Drain Body Cast Iron Rough - Use w/ MT506-GRID \$80


MT506C-ROUGH/CAST IRON (NO HUB)

MT506I-ROUGH/CAST IRON (2 IPS)

Cast Iron drain body for solid nickel bronze grids from Mountain Plumbing

- Fits 2" pipe Cast Iron drain rough

Use with Mountain Plumbing shower drain: MT506-GRID



MT501C-ROUGH Shown

Rectangular Shower Drain Body Cast Iron, PVC, ABS Rough-In

MT501C-ROUGH/CAST IRON (NO HUB) \$85

MT501P-ROUGH/PVC \$70

MT501A-ROUGH/ABS \$70

Allows for flexibility when installing in constrained spaces.

- Clamp down floor drain
- 2" no hub outlet (cast iron); 2" hub outlet (PVC, ABS)
- 2" throat
- 3.5" L x 4" W



4" Square Solid Nickel Bronze Plated Grid Shower Drain

MT506-GRID

4" Square solid nickel bronze plated grid for shower drains.

- Includes Grid Only
- For use with MT506-ROUGH and MT507-ROUGH

Standard Finishes

MT506-GRID/BRN	Brushed Nickel	\$ 335
MT506-GRID/CHBRZ	Champagne Bronze	\$ 606
MT506-GRID/CPB	Polished Chrome	\$ 296
MT506-GRID/MB	Matte Black	\$ 495
MT506-GRID/ORB	Oil Rubbed Bronze	\$ 402
MT506-GRID/PN	Polished Nickel	\$ 335
MT506-GRID/VB	Venetian Bronze	\$ 402

Group 1 Finishes

All Group 1 Finishes	\$ 495
----------------------	--------

Group 2 Finishes

All Group 2 Finishes	\$ 606
----------------------	--------



4" Round Solid Nickel Bronze Plated Grid Shower Drain

MT507-GRID

4" Round solid nickel bronze plated grid for shower drains.

- Includes Grid Only
- For use with MT507-ROUGH and MT506-ROUGH

Standard Finishes

MT507-GRID/BRN	Brushed Nickel	\$ 335
MT507-GRID/CHBRZ	Champagne Bronze	\$ 606
MT507-GRID/CPB	Polished Chrome	\$ 296
MT507-GRID/MB	Matte Black	\$ 495
MT507-GRID/ORB	Oil Rubbed Bronze	\$ 402
MT507-GRID/PN	Polished Nickel	\$ 335
MT507-GRID/VB	Venetian Bronze	\$ 402

Group 1 Finishes

All Group 1 Finishes	\$ 495
----------------------	--------

Group 2 Finishes

All Group 2 Finishes	\$ 606
----------------------	--------



4" Square Complete Shower Drain - ABS

MT506A

Our complete shower drains come in a variety of finishes to match every fixture in your bathroom! Drain Features:

- 4" Square Grid
- Solid Nickel Bronze Grid Top
- ABS Pipe
- Fits 2" Pipe

Standard Finishes

MT506A/BRN	Brushed Nickel	\$ 402
MT506A/CHBRZ	Champagne Bronze	\$ 673
MT506A/CPB	Polished Chrome	\$ 363
MT506A/MB	Matte Black	\$ 562
MT506A/ORB	Oil Rubbed Bronze	\$ 470
MT506A/PN	Polished Nickel	\$ 402
MT506A/VB	Venetian Bronze	\$ 470

Group 1 Finishes

All Group 1 Finishes	\$ 562
----------------------	--------

Group 2 Finishes

All Group 2 Finishes	\$ 673
----------------------	--------

4" Square Complete Shower Drain - Cast Iron

MT506C

Our complete shower drains come in a variety of finishes to match every fixture in your bathroom! Drain Features:

- 4" Square Grid
- Solid Nickel Bronze Grid Top
- Cast Iron Pipe
- Fits 2" Pipe

Standard Finishes

MT506C/BRN	Brushed Nickel	\$ 410
MT506C/CHBRZ	Champagne Bronze	\$ 681
MT506C/CPB	Polished Chrome	\$ 372
MT506C/MB	Matte Black	\$ 570
MT506C/ORB	Oil Rubbed Bronze	\$ 477
MT506C/PN	Polished Nickel	\$ 410
MT506C/VB	Venetian Bronze	\$ 477

Group 1 Finishes

All Group 1 Finishes	\$ 570
----------------------	--------

Group 2 Finishes

All Group 2 Finishes	\$ 681
----------------------	--------

4" Square Complete Shower Drain - PVC

MT506P

Our complete shower drains come in a variety of finishes to match every fixture in your bathroom! Drain Features:

- 4" Square Grid
- Solid Nickel Bronze Grid Top
- PVC Pipe
- Fits 2" Pipe

Standard Finishes

MT506P/BRN	Brushed Nickel	\$ 402
MT506P/CHBRZ	Champagne Bronze	\$ 673
MT506P/CPB	Polished Chrome	\$ 363
MT506P/MB	Matte Black	\$ 562
MT506P/ORB	Oil Rubbed Bronze	\$ 470
MT506P/PN	Polished Nickel	\$ 402
MT506P/VB	Venetian Bronze	\$ 470

Group 1 Finishes

All Group 1 Finishes	\$ 562
----------------------	--------

Group 2 Finishes

All Group 2 Finishes	\$ 673
----------------------	--------

4" Square Complete Shower Drain - IPS Cast Iron

MT506I

Our complete shower drains come in a variety of finishes to match every fixture in your bathroom! Drain Features:

- 4" Square Grid
- Solid Nickel Bronze Grid Top
- IPS Cast Iron Pipe
- Fits 2" Pipe

Standard Finishes

MT506I/BRN	Brushed Nickel	\$ 410
MT506I/CHBRZ	Champagne Bronze	\$ 681
MT506I/CPB	Polished Chrome	\$ 372
MT506I/MB	Matte Black	\$ 570
MT506I/ORB	Oil Rubbed Bronze	\$ 477
MT506I/PN	Polished Nickel	\$ 410
MT506I/VB	Venetian Bronze	\$ 477

Group 1 Finishes

All Group 1 Finishes	\$ 570
----------------------	--------

Group 2 Finishes

All Group 2 Finishes	\$ 681
----------------------	--------



4" Round Complete Shower Drain - ABS

MT507A

Our complete shower drains come in a variety of finishes to match every fixture in your bathroom! Drain Features:

- 4" Round Grid
- Solid Nickel Bronze Grid Top
- ABS Pipe
- Fits 2" Pipe

Standard Finishes

MT507A/BRN	Brushed Nickel	\$ 402
MT507A/CHBRZ	Champagne Bronze	\$ 656
MT507A/CPB	Polished Chrome	\$ 363
MT507A/MB	Matte Black	\$ 562
MT507A/ORB	Oil Rubbed Bronze	\$ 470
MT507A/PN	Polished Nickel	\$ 402
MT507A/VB	Venetian Bronze	\$ 470

Group 1 Finishes

All Group 1 Finishes **\$ 562**

Group 2 Finishes

All Group 2 Finishes **\$ 656**

4" Round Complete Shower Drain - PVC

MT507P

Our complete shower drains come in a variety of finishes to match every fixture in your bathroom! Drain Features:

- 4" Round Grid
- Solid Nickel Bronze Grid Top
- PVC Pipe
- Fits 2" Pipe

Standard Finishes

MT507P/BRN	Brushed Nickel	\$ 402
MT507P/CHBRZ	Champagne Bronze	\$ 656
MT507P/CPB	Polished Chrome	\$ 363
MT507P/MB	Matte Black	\$ 562
MT507P/ORB	Oil Rubbed Bronze	\$ 470
MT507P/PN	Polished Nickel	\$ 402
MT507P/VB	Venetian Bronze	\$ 470

Group 1 Finishes

All Group 1 Finishes	\$ 562
----------------------	--------

Group 2 Finishes

All Group 2 Finishes	\$ 656
----------------------	--------

Notes:



Section Contents

Duet Finishes - Valve **145 - 146**

Angle/Straight **147 - 154**

Angle/Straight Sweat **155 - 158**

Fixture Planning Diagrams

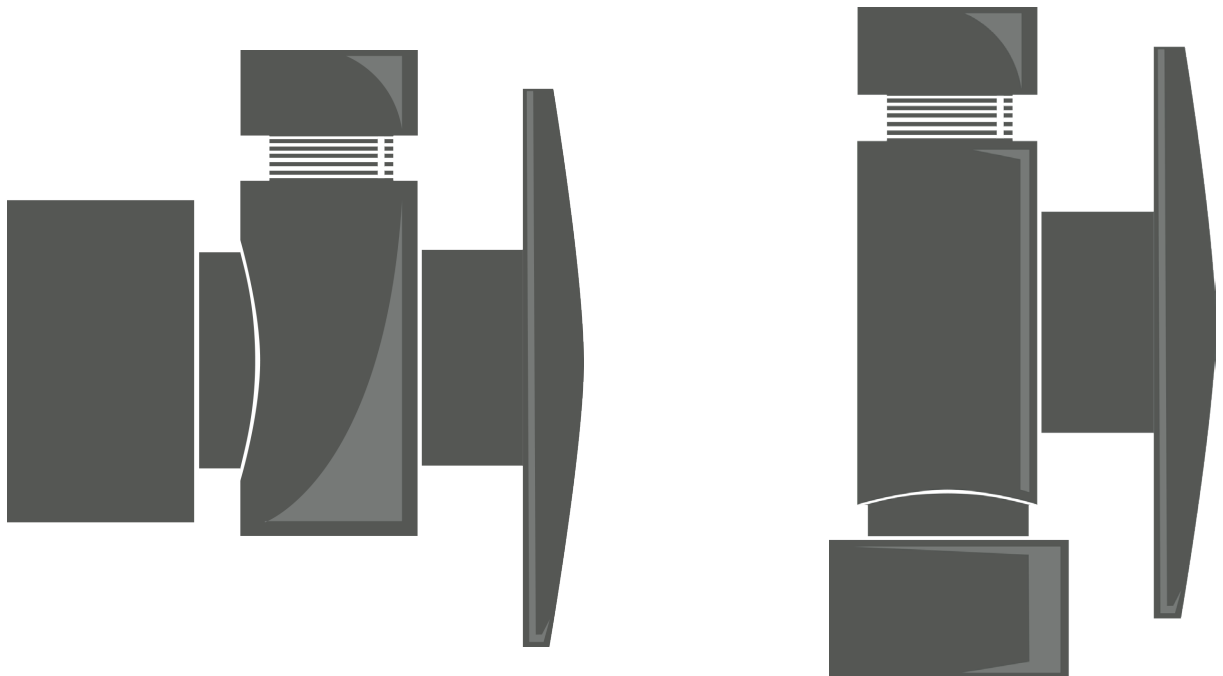
Use the bath sink, pedestal sink, toilet, and bidet fixture planning diagram to simplify your product selection and complete your design.

Bath Sink Fixture Planning Diagram **18**

Pedestal Sink Fixture Planning Diagram **19**

Toilet Fixture Planning Diagram **20**

Bidet Fixture Planning Diagram **21**





Valve Duet Finishes

Mountain Plumbing's Duet Finish Collection highlights elements of your kitchen and bath design to give a truly balanced and unique look.

Available on the MT5003L-NL
Lever Handle Valve

Page 152

Ordering Duet Products

All Duet products come with Matte Black as the base finish.
To order please use the following three step instructions:

1. Find the Product You Want in a Duet Finish			2. Select Accent Finish & Use Model # Below to Order			
Standard Model #	Product Name	Page	Brushed Nickel	Polished Chrome	Polished Nickel	Champagne Bronze
MT2000-2	Decorative Bottle Trap with Clean-Out Plug	232	MT2000-2D/BRN	MT2000-2D/CPB	MT2000-2D/PN	MT2000-2D/CHBRZ
MT5003L-NL	Lever Handle Angle Valve	146	MT5003L-NLD/BRN	MT5003L-NLD/CPB	MT5003L-NLD/PN	MT5003L-NLD/CHBRZ
MT300	Classic 3-1/2" Deluxe Stemball Kitchen Strainer	45	MT300D/BRN	MT300D/CPB	MT300D/PN	MT300D/CHBRZ
MT200EV	Complete Stopper & Strainer Unit Waste Disposer Trim	49	MT200EVD/BRN	MT200EVD/CPB	MT200EVD/PN	MT200EVD/CHBRZ
MT202	Extended Flange Stopper & Strainer Unit Waste Disposer Trim	49	MT202D/BRN	MT202D/CPB	MT202D/PN	MT202D/CHBRZ
MT957R	Round Deluxe Raised Air Switch with Freedom Mount	33	MT957RD/BRN	MT957RD/CPB	MT957RD/PN	MT957RD/CHBRZ
MT964K	Round Deluxe Knurled Raised Air Switch with Freedom Mount	35	MT964KD/BRN	MT964KD/CPB	MT964KD/PN	MT964KD/CHBRZ
MT1820-NL	Hot Water Faucet - Contemporary Round Body (120° Spout)	71	MT1820-NLD/PVDBRN	MT1820-NLD/CPB	MT1820-NLD/PVDPN	MT1820-NLD/CHBRZ
MT1830-NL	Hot Water Faucet - Contemporary Round Body (90° Spout)	71	MT1830-NLD/PVDBRN	MT1830-NLD/CPB	MT1830-NLD/PVDPN	MT1830-NLD/CHBRZ
MT1840-NL	Hot Water Faucet - Contemporary Round Body	73	MT1840-NLD/PVDBRN	MT1840-NLD/CPB	MT1840-NLD/PVDPN	MT1840-NLD/CHBRZ
MT1821-NL	Hot & Cold Faucet - Contemporary Round Body (120° Spout)	71	MT1821-NLD/PVDBRN	MT1821-NLD/CPB	MT1821-NLD/PVDPN	MT1821-NLD/CHBRZ
MT1831-NL	Hot & Cold Faucet - Contemporary Round Body (90° Spout)	83	MT1831-NLD/PVDBRN	MT1831-NLD/CPB	MT1831-NLD/PVDPN	MT1831-NLD/CHBRZ
MT1841-NL	Hot & Cold Faucet - Contemporary Round Body	85	MT1841-NLD/PVDBRN	MT1841-NLD/CPB	MT1841-NLD/PVDPN	MT1841-NLD/CHBRZ
MT1823-NL	Point-of-Use Faucet - Contemporary Round Body (90° Spout)	71	MT1823-NLD/PVDBRN	MT1823-NLD/CPB	MT1823-NLD/PVDPN	MT1823-NLD/CHBRZ
MT1833-NL	Point-of-Use Faucet - Contemporary Round Body (90° Spout)	95	MT1833-NLD/PVDBRN	MT1833-NLD/CPB	MT1833-NLD/PVDPN	MT1833-NLD/CHBRZ
MT1843-NL	Point-of-Use Faucet - Contemporary Round Body	97	MT1843-NLD/PVDBRN	MT1843-NLD/CPB	MT1843-NLD/PVDPN	MT1843-NLD/CHBRZ
Products with Knurling						
MT1820-NL	Hot Water Faucet - Contemporary Round Body (120° Spout)	71	MT1820-NLDK/PVDBRN	MT1820-NLDK/CPB	MT1820-NLDK/PVDPN	MT1820-NLDK/CHBRZ
MT1830-NL	Hot Water Faucet - Contemporary Round Body (90° Spout)	71	MT1830-NLDK/PVDBRN	MT1830-NLDK/CPB	MT1830-NLDK/PVDPN	MT1830-NLDK/CHBRZ
MT1840-NL	Hot Water Faucet - Contemporary Round Body	73	MT1840-NLDK/PVDBRN	MT1840-NLDK/CPB	MT1840-NLDK/PVDPN	MT1840-NLDK/CHBRZ
MT1821-NL	Hot & Cold Faucet - Contemporary Round Body (120° Spout)	71	MT1821-NLDK/PVDBRN	MT1821-NLDK/CPB	MT1821-NLDK/PVDPN	MT1821-NLDK/CHBRZ
MT1831-NL	Hot & Cold Faucet - Contemporary Round Body (90° Spout)	83	MT1831-NLDK/PVDBRN	MT1831-NLDK/CPB	MT1831-NLDK/PVDPN	MT1831-NLDK/CHBRZ
MT1841-NL	Hot & Cold Faucet - Contemporary Round Body	85	MT1841-NLDK/PVDBRN	MT1841-NLDK/CPB	MT1841-NLDK/PVDPN	MT1841-NLDK/CHBRZ
MT1823-NL	Point-of-Use Faucet - Contemporary Round Body (120° Spout)	71	MT1823-NLDK/PVDBRN	MT1823-NLDK/CPB	MT1823-NLDK/PVDPN	MT1823-NLDK/CHBRZ
MT1833-NL	Point-of-Use Faucet - Contemporary Round Body (90° Spout)	95	MT1833-NLDK/PVDBRN	MT1833-NLDK/CPB	MT1833-NLDK/PVDPN	MT1833-NLDK/CHBRZ
MT1843-NL	Point-of-Use Faucet - Contemporary Round Body	97	MT1843-NLDK/PVDBRN	MT1843-NLDK/CPB	MT1843-NLDK/PVDPN	MT1843-NLDK/CHBRZ

3a. Brushed Nickel - Find Prices & Order

Brushed Nickel	Price
MT2000-2D/BRN	\$ 507
MT5003L-NLD/BRN	\$ 229
MT300D/BRN	\$ 184
MT200EVD/BRN	\$ 188
MT202D/BRN	\$ 200
MT957RD/BRN	\$ 311
MT964KD/BRN	\$ 311
MT1820-NLD/PVDBRN	\$ 781
MT1830-NLD/PVDBRN	\$ 748
MT1840-NLD/PVDBRN	\$ 748
MT1821-NLD/PVDBRN	\$ 877
MT1831-NLD/PVDBRN	\$ 957
MT1841-NLD/PVDBRN	\$ 957
MT1823-NLD/PVDBRN	\$ 609
MT1833-NLD/PVDBRN	\$ 593
MT1843-NLD/PVDBRN	\$ 593
Products with Knurling	
MT1820-NLD/PVDBRN	\$ 843
MT1830-NLDK/PVDBRN	\$ 810
MT1840-NLDK/PVDBRN	\$ 810
MT1821-NLD/PVDBRN	\$ 947
MT1831-NLDK/PVDBRN	\$ 1049
MT1841-NLDK/PVDBRN	\$ 1049
MT1823-NLD/PVDBRN	\$ 657
MT1833-NLDK/PVDBRN	\$ 655
MT1843-NLDK/PVDBRN	\$ 655

3b. Polished Chrome - Find Prices & Order

Brushed Nickel	Price
MT2000-2D/CPB	\$ 507
MT5003L-NLD/CPB	\$ 229
MT300D/CPB	\$ 184
MT200EVD/CPB	\$ 188
MT202D/CPB	\$ 200
MT957RD/CPB	\$ 311
MT964KD/CPB	\$ 311
MT1820-NLD/CPB	\$ 781
MT1830-NLD/CPB	\$ 748
MT1840-NLD/CPB	\$ 748
MT1821-NLD/CPB	\$ 877
MT1831-NLD/CPB	\$ 957
MT1841-NLD/CPB	\$ 957
MT1823-NLD/CPB	\$ 609
MT1833-NLD/CPB	\$ 593
MT1843-NLD/CPB	\$ 593
Products with Knurling	
MT1820-NLD/CPB	\$ 843
MT1830-NLDK/CPB	\$ 810
MT1840-NLDK/CPB	\$ 810
MT1821-NLD/CPB	\$ 947
MT1831-NLDK/CPB	\$ 1049
MT1841-NLDK/CPB	\$ 1049
MT1823-NLD/CPB	\$ 657
MT1833-NLDK/CPB	\$ 655
MT1843-NLDK/CPB	\$ 655

3c. Polished Nickel - Find Prices & Order

Brushed Nickel	Price
MT2000-2D/PN	\$ 507
MT5003L-NLD/PN	\$ 229
MT300D/PN	\$ 184
MT200EVD/PN	\$ 188
MT202D/PN	\$ 200
MT957RD/PN	\$ 311
MT964KD/PN	\$ 311
MT1820-NLD/PVDPN	\$ 781
MT1830-NLD/PVDPN	\$ 748
MT1840-NLD/PVDPN	\$ 748
MT1821-NLD/PVDPN	\$ 877
MT1831-NLD/PVDPN	\$ 957
MT1841-NLD/PVDPN	\$ 957
MT1823-NLD/PVDPN	\$ 609
MT1833-NLD/PVDPN	\$ 593
MT1843-NLD/PVDPN	\$ 593
Products with Knurling	
MT1820-NLD/PVDPN	\$ 843
MT1830-NLDK/PVDPN	\$ 810
MT1840-NLDK/PVDPN	\$ 810
MT1821-NLD/PVDPN	\$ 947
MT1831-NLDK/PVDPN	\$ 1049
MT1841-NLDK/PVDPN	\$ 1049
MT1823-NLD/PVDPN	\$ 657
MT1833-NLDK/PVDPN	\$ 655
MT1843-NLDK/PVDPN	\$ 655

3d. Champagne Bronze - Find Prices & Order

Brushed Nickel	Price
MT2000-2D/CHBRZ	\$ 507
MT5003L-NLD/CHBRZ	\$ 229
MT300D/CHBRZ	\$ 184
MT200EVD/CHBRZ	\$ 188
MT202D/CHBRZ	\$ 200
MT957RD/CHBRZ	\$ 311
MT964KD/CHBRZ	\$ 311
MT1820-NLD/CHBRZ	\$ 781
MT1830-NLD/CHBRZ	\$ 748
MT1840-NLD/CHBRZ	\$ 748
MT1821-NLD/CHBRZ	\$ 877
MT1831-NLD/CHBRZ	\$ 957
MT1841-NLD/CHBRZ	\$ 957
MT1823-NLD/CHBRZ	\$ 609
MT1833-NLD/CHBRZ	\$ 593
MT1843-NLD/CHBRZ	\$ 593
Products with Knurling	
MT1820-NLD/CHBRZ	\$ 843
MT1830-NLDK/CHBRZ	\$ 810
MT1840-NLDK/CHBRZ	\$ 810
MT1821-NLD/CHBRZ	\$ 947
MT1831-NLDK/CHBRZ	\$ 1049
MT1841-NLDK/CHBRZ	\$ 1049
MT1823-NLD/CHBRZ	\$ 657
MT1833-NLDK/CHBRZ	\$ 655
MT1843-NLDK/CHBRZ	\$ 655

**Brass Oval Handle with 1/4 Turn Ball Valve - Lead Free**

(Angle)

1/2" Female IPS Inlet x 3/8" O.D. Compression Outlet**Oval Handle Angle Valve****MT401-NL**

Our oval handle angle valve is designed for a traditional look.

Standard Finishes

MT401-NL/BRN	Brushed Nickel	\$ 116
MT401-NL/CHBRZ	Champagne Bronze	\$ 155
MT401-NL/CPB	Polished Chrome	\$ 88
MT401-NL/MB	Matte Black	\$ 133
MT401-NL/ORB	Oil Rubbed Bronze	\$ 124
MT401-NL/PN	Polished Nickel	\$ 116
MT401-NL/ULB	Unlacquered Brass	\$ 88
MT401-NL/VB	Venetian Bronze	\$ 124

Group 1 Finishes

All Group 1 Finishes	\$ 133
----------------------	---------------

Group 2 Finishes

All Group 2 Finishes	\$ 155
----------------------	---------------

Brass Oval Handle with 1/4 Turn Ball Valve - Lead Free

(Angle)

1/2" Compression (5/8" O.D.) Inlet x 3/8" O.D. Compression Outlet**Oval Handle Angle Valve****MT403-NL**

Our oval handle angle valve is designed for a traditional look.

Standard Finishes

MT403-NL/BRN	Brushed Nickel	\$ 116
MT403-NL/CHBRZ	Champagne Bronze	\$ 189
MT403-NL/CPB	Polished Chrome	\$ 90
MT403-NL/MB	Matte Black	\$ 160
MT403-NL/ORB	Oil Rubbed Bronze	\$ 128
MT403-NL/PN	Polished Nickel	\$ 116
MT403-NL/ULB	Unlacquered Brass	\$ 90
MT403-NL/VB	Venetian Bronze	\$ 128

Group 1 Finishes

All Group 1 Finishes	\$ 160
----------------------	---------------

Group 2 Finishes

All Group 2 Finishes	\$ 189
----------------------	---------------



Brass Oval Handle with 1/4 Turn Ball Valve - Lead Free

(Straight)

1/2" Compression (5/8" O.D.) Inlet x 3/8" O.D. Compression Outlet



Oval Handle Straight Valve



MT410-NL

Our oval handle straight valve is designed for a traditional look.

Standard Finishes

MT410-NL/BRN	Brushed Nickel	\$ 106
MT410-NL/CHBRZ	Champagne Bronze	\$ 175
MT410-NL/CPB	Polished Chrome	\$ 71
MT410-NL/MB	Matte Black	\$ 134
MT410-NL/ORB	Oil Rubbed Bronze	\$ 116
MT410-NL/PN	Polished Nickel	\$ 106
MT410-NL/ULB	Unlacquered Brass	\$ 71
MT410-NL/VB	Venetian Bronze	\$ 116

Group 1 Finishes

All Group 1 Finishes	\$ 134
----------------------	--------

Group 2 Finishes

All Group 2 Finishes	\$ 175
----------------------	--------

Brass Oval Handle with 1/4 Turn Ceramic Disc Cartridge Valve - Lead Free

(Angle)

1/2" Female IPS Inlet x 3/8" O.D. Compression Outlet



Oval Handle Angle Valve



MT6001-NL

Our deluxe oval handle angle valve blends with traditional or contemporary

Standard Finishes

MT6001-NL/BRN	Brushed Nickel	\$ 121
MT6001-NL/CHBRZ	Champagne Bronze	\$ 276
MT6001-NL/CPB	Polished Chrome	\$ 104
MT6001-NL/MB	Matte Black	\$ 210
MT6001-NL/ORB	Oil Rubbed Bronze	\$ 142
MT6001-NL/PN	Polished Nickel	\$ 121
MT6001-NL/ULB	Unlacquered Brass	\$ 104
MT6001-NL/VB	Venetian Bronze	\$ 142

Group 1 Finishes

All Group 1 Finishes	\$ 210
----------------------	--------

Group 2 Finishes

All Group 2 Finishes	\$ 276
----------------------	--------



Brass Oval Handle with 1/4 Turn Ceramic Disc Cartridge Valve - Lead Free

(Angle)

1/2" Compression (5/8" O.D.) Inlet x 3/8" O.D. Compression Outlet



Oval Handle Angle Valve



MT6003-NL

Our deluxe oval handle angle valve blends with traditional or contemporary.

Standard Finishes

MT6003-NL/BRN	Brushed Nickel	\$ 121
MT6001-NL/CHBRZ	Champagne Bronze	\$ 276
MT6003-NL/CPB	Polished Chrome	\$ 104
MT6003-NL/MB	Matte Black	\$ 210
MT6003-NL/ORB	Oil Rubbed Bronze	\$ 142
MT6003-NL/PN	Polished Nickel	\$ 121
MT6003-NL/ULB	Unlacquered Brass	\$ 104
MT6003-NL/VB	Venetian Bronze	\$ 142

Group 1 Finishes

All Group 1 Finishes	\$ 210
----------------------	--------

Group 2 Finishes

All Group 2 Finishes	\$ 276
----------------------	--------

Brass Cross Handle with 1/4 Turn Ball Valve - Lead Free

(Angle)

1/2" Female IPS Inlet x 3/8" O.D. Compression Outlet



Cross Handle Angle Valve



MT616-NL

Our cross handle angle valve is designed for a traditional look.

Standard Finishes

MT616-NL/BRN	Brushed Nickel	\$ 139
MT616-NL/CHBRZ	Champagne Bronze	\$ 224
MT616-NL/CPB	Polished Chrome	\$ 101
MT616-NL/MB	Matte Black	\$ 189
MT616-NL/ORB	Oil Rubbed Bronze	\$ 151
MT616-NL/PN	Polished Nickel	\$ 139
MT616-NL/ULB	Unlacquered Brass	\$ 101
MT616-NL/VB	Venetian Bronze	\$ 151

Group 1 Finishes

All Group 1 Finishes	\$ 189
----------------------	--------

Group 2 Finishes

All Group 2 Finishes	\$ 224
----------------------	--------



Brass Cross Handle with 1/4 Turn Ball Valve - Lead Free

(Angle)

1/2" Compression (5/8" O.D.) Inlet x 3/8" O.D. Compression Outlet



Cross Handle Angle Valve



MT621-NL

Our cross handle angle valve is designed for a traditional look.

Standard Finishes

MT621-NL/BRN	Brushed Nickel	\$ 139
MT621-NL/CHBRZ	Champagne Bronze	\$ 224
MT621-NL/CPB	Polished Chrome	\$ 101
MT621-NL/MB	Matte Black	\$ 189
MT621-NL/ORB	Oil Rubbed Bronze	\$ 151
MT621-NL/PN	Polished Nickel	\$ 139
MT621-NL/ULB	Unlacquered Brass	\$ 101
MT621-NL/VB	Venetian Bronze	\$ 151

Group 1 Finishes

All Group 1 Finishes	\$ 189
----------------------	--------

Group 2 Finishes

All Group 2 Finishes	\$ 224
----------------------	--------

Brass Cross Handle with 1/4 Turn Ceramic Disc Cartridge Valve - Lead Free

(Angle)

1/2" Female IPS Inlet x 3/8" O.D. Compression Outlet



Cross Handle Angle Valve



MT4001X-NL

Our cross handle angle valve is designed for a traditional look.

Standard Finishes

MT4001X-NL/BRN	Brushed Nickel	\$ 193
MT4001X-NL/CHBRZ	Champagne Bronze	\$ 301
MT4001X-NL/CPB	Polished Chrome	\$ 131
MT4001X-NL/MB	Matte Black	\$ 229
MT4001X-NL/ORB	Oil Rubbed Bronze	\$ 202
MT4001X-NL/PN	Polished Nickel	\$ 193
MT4001X-NL/ULB	Unlacquered Brass	\$ 131
MT4001X-NL/VB	Venetian Bronze	\$ 202

Group 1 Finishes

All Group 1 Finishes	\$ 229
----------------------	--------

Group 2 Finishes

All Group 2 Finishes	\$ 301
----------------------	--------

**Brass Cross Handle with 1/4 Turn Ceramic Disc Cartridge Valve - Lead Free**

(Angle)

1/2" Compression (5/8" O.D.) Inlet x 3/8" O.D. Compression Outlet**Cross Handle Angle Valve****MT4003X-NL**

Our cross handle angle valve is designed for a traditional look.

Standard Finishes

MT4003X-NL/BRN	Brushed Nickel	\$ 193
MT4003X-NL/CHBRZ	Champagne Bronze	\$ 301
MT4003X-NL/CPB	Polished Chrome	\$ 131
MT4003X-NL/MB	Matte Black	\$ 229
MT4003X-NL/ORB	Oil Rubbed Bronze	\$ 202
MT4003X-NL/PN	Polished Nickel	\$ 193
MT4003X-NL/ULB	Unlacquered Brass	\$ 131
MT4003X-NL/VB	Venetian Bronze	\$ 202

Group 1 Finishes

All Group 1 Finishes	\$ 229
----------------------	---------------

Group 2 Finishes

All Group 2 Finishes	\$ 301
----------------------	---------------

Brass Cross Handle with 1/4 Turn Ceramic Disc Cartridge Valve - Lead Free (Angle)**1/2" Compression (5/8" O.D.) Inlet x 3/8" O.D. Compression Outlet****Cross Handle Angle Valve****MT4004X-NL**

Our deluxe cross handle angle valve and flange is designed for a very traditional look.

- Includes flange

Standard Finishes

MT4004X-NL/BRN	Brushed Nickel	\$ 279
MT4004X-NL/CHBRZ	Champagne Bronze	\$ 444
MT4004X-NL/CPB	Polished Chrome	\$ 192
MT4004X-NL/MB	Matte Black	\$ 338
MT4004X-NL/ORB	Oil Rubbed Bronze	\$ 308
MT4004X-NL/PN	Polished Nickel	\$ 279
MT4004X-NL/ULB	Unlacquered Brass	\$ 192
MT4004X-NL/VB	Venetian Bronze	\$ 308

Group 1 Finishes

All Group 1 Finishes	\$ 338
----------------------	---------------

Group 2 Finishes

All Group 2 Finishes	\$ 444
----------------------	---------------



Contemporary Lever Handle with 1/4 Turn Ceramic Disc Cartridge Valve - Lead Free (Angle)

1/2" Female IPS Inlet x 3/8" O.D. Compression Outlet



Lever Handle Angle Valve



MT5001L-NL

Our lever handle angle valve is designed for a contemporary look.

Standard Finishes

MT5001L-NL/BRN	Brushed Nickel	\$ 165
MT5001L-NL/CHBRZ	Champagne Bronze	\$ 300
MT5001L-NL/CPB	Polished Chrome	\$ 108
MT5001L-NL/MB	Matte Black	\$ 227
MT5001L-NL/ORB	Oil Rubbed Bronze	\$ 188
MT5001L-NL/PN	Polished Nickel	\$ 165
MT5001L-NL/ULB	Unlacquered Brass	\$ 108
MT5001L-NL/VB	Venetian Bronze	\$ 188

Group 1 Finishes

All Group 1 Finishes	\$ 227
----------------------	--------

Group 2 Finishes

All Group 2 Finishes	\$ 300
----------------------	--------

Contemporary Lever Handle with 1/4 Turn Ceramic Disc Cartridge Valve - Lead Free (Angle)

1/2" Compression (5/8" O.D.) Inlet x 3/8" O.D. Compression Outlet



Lever Handle Angle Valve



MT5003L-NL

Our lever handle angle valve is designed for a contemporary look.

Standard Finishes

MT5003L-NL/BRN	Brushed Nickel	\$ 165
MT5003L-NL/CHBRZ	Champagne Bronze	\$ 300
MT5003L-NL/CPB	Polished Chrome	\$ 108
MT5003L-NL/MB	Matte Black	\$ 227
MT5003L-NL/ORB	Oil Rubbed Bronze	\$ 188
MT5003L-NL/PN	Polished Nickel	\$ 165
MT5003L-NL/ULB	Unlacquered Brass	\$ 108
MT5003L-NL/VB	Venetian Bronze	\$ 188

Group 1 Finishes

All Group 1 Finishes	\$ 227
----------------------	--------

Group 2 Finishes

All Group 2 Finishes	\$ 300
----------------------	--------

Duet Finishes

(Matte Black is the Base Color for All Duet Products)

MT5003L-NLD/BRN	Brushed Nickel	\$ 229
MT5003L-NLD/CHBRZ	Champagne Bronze	\$ 229
MT5003L-NLD/CPB	Polished Chrome	\$ 229
MT5003L-NLD/PN	Polished Nickel	\$ 229



Base: MB
Accent: BRN



Base: MB
Accent: CPB



Base: MB
Accent: PN




Base: MB
Accent: CHBRZ



Mini Lever Handle with 1/4 Turn Ball Valve - Lead Free

(Angle)

1/2" Compression (5/8" O.D.) Inlet x 3/8" O.D. Compression Outlet



Lever Handle Angle Valve



MT521-NL

Our lever handle angle valve is designed for a contemporary look.

Standard Finishes

MT521-NL/BRN	Brushed Nickel	\$ 127
MT521-NL/CHBRZ	Champagne Bronze	\$ 203
MT521-NL/CPB	Polished Chrome	\$ 92
MT521-NL/MB	Matte Black	\$ 172
MT521-NL/ORB	Oil Rubbed Bronze	\$ 137
MT521-NL/PN	Polished Nickel	\$ 127
MT521-NL/ULB	Unlacquered Brass	\$ 92
MT521-NL/VB	Venetian Bronze	\$ 137

Group 1 Finishes

All Group 1 Finishes	\$ 172
----------------------	--------

Group 2 Finishes

All Group 2 Finishes	\$ 203
----------------------	--------

Contemporary Lever Handle with 1/4 Turn Ceramic Disc Cartridge Valve - Lead Free (Straight)

1/2" Compression (5/8" O.D.) Inlet x 3/8" O.D. Compression Outlet



Lever Handle Straight Valve



MT5120L-NL

Our lever handle straight valve is designed for a contemporary look.

Standard Finishes

MT5120L-NL/BRN	Brushed Nickel	\$ 171
MT5120L-NL/CHBRZ	Champagne Bronze	\$ 308
MT5120L-NL/CPB	Polished Chrome	\$ 117
MT5120L-NL/MB	Matte Black	\$ 235
MT5120L-NL/ORB	Oil Rubbed Bronze	\$ 195
MT5120L-NL/PN	Polished Nickel	\$ 171
MT5120L-NL/ULB	Unlacquered Brass	\$ 117
MT5120L-NL/VB	Venetian Bronze	\$ 192

Group 1 Finishes

All Group 1 Finishes	\$ 235
----------------------	--------

Group 2 Finishes

All Group 2 Finishes	\$ 308
----------------------	--------



Contemporary Round Handle with 1/4 Turn Ceramic Disc Cartridge Valve - Lead Free (Angle)

1/2" Compression (5/8" O.D.) Inlet x 3/8" O.D. Compression Outlet



Round Handle Angle Valve



MT6004-NL

Our round handle angle valve is designed for a contemporary look.

Standard Finishes

MT6004-NL/BRN	Brushed Nickel	\$ 234
MT6004-NL/CHBRZ	Champagne Bronze	\$ 327
MT6004-NL/CPB	Polished Chrome	\$ 154
MT6004-NL/MB	Matte Black	\$ 297
MT6004-NL/ORB	Oil Rubbed Bronze	\$ 265
MT6004-NL/PN	Polished Nickel	\$ 234
MT6004-NL/ULB	Unlacquered Brass	\$ 154
MT6004-NL/VB	Venetian Bronze	\$ 265

Group 1 Finishes

All Group 1 Finishes	\$ 297
----------------------	--------

Group 2 Finishes

All Group 2 Finishes	\$ 327
----------------------	--------

Contemporary Square Handle with 1/4 Turn Ceramic Disc Cartridge Valve - Lead Free (Angle)

1/2" Compression (5/8" O.D.) Inlet x 3/8" O.D. Compression Outlet



Square Handle Angle Valve



MT5004-NL

Our square handle angle valve is designed for a contemporary look.

Standard Finishes

MT5004-NL/BRN	Brushed Nickel	\$ 241
MT5004-NL/CHBRZ	Champagne Bronze	\$ 348
MT5004-NL/CPB	Polished Chrome	\$ 170
MT5004-NL/MB	Matte Black	\$ 317
MT5004-NL/ORB	Oil Rubbed Bronze	\$ 277
MT5004-NL/PN	Polished Nickel	\$ 241
MT5004-NL/ULB	Unlacquered Brass	\$ 170
MT5004-NL/VB	Venetian Bronze	\$ 277

Group 1 Finishes

All Group 1 Finishes	\$ 317
----------------------	--------

Group 2 Finishes

All Group 2 Finishes	\$ 348
----------------------	--------

**Brass Oval Handle with 1/4 Turn Ball Valve - Lead Free**

(Sweat - Angle)

**1/2" Copper Sweat Inlet x 3/8"
O.D. Compression Outlet****Oval Handle Angle Sweat Valve****MT316-NL**

This angle sweat valve is traditionally styled with a brass oval handle.

- Includes 5" sweat extension and bell flange

Standard Finishes

MT316-NL/BRN	Brushed Nickel	\$ 144
MT316-NL/CHBRZ	Champagne Bronze	\$ 182
MT316-NL/CPB	Polished Chrome	\$ 112
MT316-NL/MB	Matte Black	\$ 155
MT316-NL/ORB	Oil Rubbed Bronze	\$ 148
MT316-NL/PN	Polished Nickel	\$ 144
MT316-NL/ULB	Unlacquered Brass	\$ 112
MT316-NL/VB	Venetian Bronze	\$ 148

Group 1 Finishes

All Group 1 Finishes	\$ 155
----------------------	---------------

Group 2 Finishes

All Group 2 Finishes	\$ 182
----------------------	---------------

Brass Oval Handle with 1/4 Turn Ball Valve - Lead Free

(Sweat - Straight)

**1/2" Copper Sweat Inlet x 3/8"
O.D. Compression Outlet****Oval Handle Straight Sweat Valve****MT317-NL**

This straight sweat valve is traditionally styled with a brass oval handle.

- Includes 5" sweat extension and bell flange

Standard Finishes

MT317-NL/BRN	Brushed Nickel	\$ 145
MT317-NL/CHBRZ	Champagne Bronze	\$ 208
MT317-NL/CPB	Polished Chrome	\$ 102
MT317-NL/MB	Matte Black	\$ 167
MT317-NL/ORB	Oil Rubbed Bronze	\$ 166
MT317-NL/PN	Polished Nickel	\$ 145
MT317-NL/ULB	Unlacquered Brass	\$ 102
MT317-NL/VB	Venetian Bronze	\$ 166

Group 1 Finishes

All Group 1 Finishes	\$ 167
----------------------	---------------

Group 2 Finishes

All Group 2 Finishes	\$ 208
----------------------	---------------



Brass Cross Handle with 1/4 Turn Ball Valve - Lead Free

(Sweat - Angle)

1/2" Copper Sweat Inlet x 3/8" O.D. Compression Outlet



Cross Handle Angle Sweat Valve



MT629-NL

This angle sweat valve is traditionally styled with a cross handle.

- Includes 5" sweat extension and bell flange

Standard Finishes

MT629-NL/BRN	Brushed Nickel	\$ 140
MT629-NL/CHBRZ	Champagne Bronze	\$ 182
MT629-NL/CPB	Polished Chrome	\$ 112
MT629-NL/MB	Matte Black	\$ 155
MT629-NL/ORB	Oil Rubbed Bronze	\$ 148
MT629-NL/PN	Polished Nickel	\$ 140
MT629-NL/ULB	Unlacquered Brass	\$ 112
MT629-NL/VB	Venetian Bronze	\$ 148

Group 1 Finishes

All Group 1 Finishes	\$ 155
----------------------	--------


Group 2 Finishes

All Group 2 Finishes	\$ 182
----------------------	--------

Brass Cross Handle with 1/4 Turn Ball Valve - Lead Free

(Sweat - Straight)

1/2" Copper Sweat Inlet x 3/8" O.D. Compression Outlet



Cross Handle Straight Sweat Valve



MT631-NL

This straight sweat valve is traditionally styled with a cross handle.

- Includes 5" sweat extension and bell flange

Standard Finishes

MT631-NL/BRN	Brushed Nickel	\$ 170
MT631-NL/CHBRZ	Champagne Bronze	\$ 255
MT631-NL/CPB	Polished Chrome	\$ 139
MT631-NL/MB	Matte Black	\$ 230
MT631-NL/ORB	Oil Rubbed Bronze	\$ 193
MT631-NL/PN	Polished Nickel	\$ 170
MT631-NL/ULB	Unlacquered Brass	\$ 139
MT631-NL/VB	Venetian Bronze	\$ 193

Group 1 Finishes

All Group 1 Finishes	\$ 230
----------------------	--------

Group 2 Finishes

All Group 2 Finishes	\$ 255
----------------------	--------

**Brass Cross Handle with 1/4 Turn Ceramic Disc Cartridge Valve - Lead Free**

(Sweat - Angle)

**1/2" Copper Sweat Inlet x 3/8"
O.D. Compression Outlet****Cross Handle Angle Sweat Valve****MT416X-NL**

This angle sweat valve is traditionally styled with a cross handle.

- Includes 5" sweat extension and 11/16" bell flange

Standard Finishes

MT416X-NL/BRN	Brushed Nickel	\$ 230
MT416X-NL/CHBRZ	Champagne Bronze	\$ 359
MT416X-NL/CPB	Polished Chrome	\$ 177
MT416X-NL/MB	Matte Black	\$ 274
MT416X-NL/ORB	Oil Rubbed Bronze	\$ 254
MT416X-NL/PN	Polished Nickel	\$ 230
MT416X-NL/ULB	Unlacquered Brass	\$ 177
MT416X-NL/VB	Venetian Bronze	\$ 254

Group 1 Finishes


All Group 1 Finishes	\$ 274
----------------------	---------------

Group 2 Finishes

All Group 2 Finishes	\$ 359
----------------------	---------------

Brass Cross Handle with 1/4 Turn Ceramic Disc Cartridge Valve - Lead Free

(Sweat - Straight)

**1/2" Copper Sweat Inlet x 3/8"
O.D. Compression Outlet****Cross Handle Straight Sweat Valve****MT417X-NL**

This straight sweat valve is traditionally styled with a cross handle.

- Includes 5" sweat extension and 11/16" bell flange

Standard Finishes

MT417X-NL/BRN	Brushed Nickel	\$ 238
MT417X-NL/CHBRZ	Champagne Bronze	\$ 368
MT417X-NL/CPB	Polished Chrome	\$ 186
MT417X-NL/MB	Matte Black	\$ 281
MT417X-NL/ORB	Oil Rubbed Bronze	\$ 259
MT417X-NL/PN	Polished Nickel	\$ 238
MT417X-NL/ULB	Unlacquered Brass	\$ 186
MT417X-NL/VB	Venetian Bronze	\$ 259

Group 1 Finishes

All Group 1 Finishes	\$ 281
----------------------	---------------

Group 2 Finishes

All Group 2 Finishes	\$ 368
----------------------	---------------



Contemporary Lever Handle with 1/4 Turn Ceramic Disc Cartridge Valve - Lead Free (Sweat - Angle)

1/2" Copper Sweat Inlet x 3/8" O.D. Compression Outlet



Lever Handle Angle Sweat Valve



MT516L-NL

This angle sweat valve is a contemporary styled valve with a lever handle.

- Includes 5" sweat extension and 11/16" bell flange

Standard Finishes

MT516L-NL/BRN	Brushed Nickel	\$ 235
MT516L-NL/CHBRZ	Champagne Bronze	\$ 339
MT516L-NL/CPB	Polished Chrome	\$ 159
MT516L-NL/MB	Matte Black	\$ 308
MT516L-NL/ORB	Oil Rubbed Bronze	\$ 273
MT516L-NL/PN	Polished Nickel	\$ 226
MT516L-NL/ULB	Unlacquered Brass	\$ 153
MT516L-NL/VB	Venetian Bronze	\$ 273

Group 1 Finishes


All Group 1 Finishes	\$ 308
----------------------	--------

Group 2 Finishes

All Group 2 Finishes	\$ 339
----------------------	--------

Contemporary Lever Handle with 1/4 Turn Ceramic Disc Cartridge Valve - Lead Free (Sweat - Straight)

1/2" Copper Sweat Inlet x 3/8" O.D. Compression Outlet



Lever Handle Straight Sweat Valve



MT517L-NL

This straight sweat valve is a contemporary styled valve with a lever handle.

- Includes 5" sweat extension and 11/16" bell flange

Standard Finishes

MT517L-NL/BRN	Brushed Nickel	\$ 244
MT517L-NL/CHBRZ	Champagne Bronze	\$ 350
MT517L-NL/CPB	Polished Chrome	\$ 166
MT517L-NL/MB	Matte Black	\$ 317
MT517L-NL/ORB	Oil Rubbed Bronze	\$ 279
MT517L-NL/PN	Polished Nickel	\$ 244
MT517L-NL/ULB	Unlacquered Brass	\$ 166
MT517L-NL/VB	Venetian Bronze	\$ 279

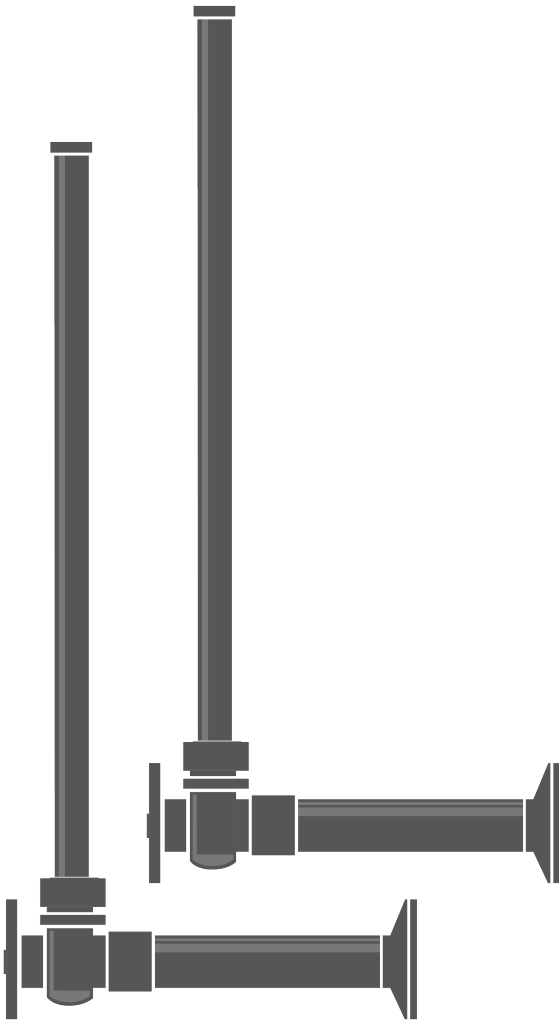
Group 1 Finishes

All Group 1 Finishes	\$ 317
----------------------	--------

Group 2 Finishes

All Group 2 Finishes	\$ 350
----------------------	--------





Section Contents

Supply Parts **161 - 164**

Lavatory Supply Kit

Angle/Straight **165 - 172**

Angle - Cover Tube **173 - 174**

Angle Sweat **175 - 177**

Lavatory Supply Kit - Bottle Trap

Angle/Straight **178 - 183**

Angle Sweat **184**

Lavatory Supply Kit - P-Trap (1-1/4")

Angle/Straight **184 - 188**

Angle/Straight Sweat **188 - 189**

Lavatory Supply Kit - P-Trap (1-1/2")

Angle/Straight **189 - 193**

Angle/Straight Sweat **194**

Lavatory Supply Kit New England

Angle/Straight **195 - 202**

Angle/Straight Sweat **203 - 206**

Toilet Supply Kits

Angle/Straight **207 - 214**

Angle - Cover Tube **215 - 216**

Angle/Straight Sweat **217 - 220**

Corrugated **221 - 225**

Fixture Planning Diagrams

Use the bath sink, pedestal sink, toilet, and bidet fixture planning diagram to simplify your product selection and complete your design.

Bath Sink Fixture Planning Diagram **18**

Pedestal Sink Fixture Planning Diagram **19**

Toilet Fixture Planning Diagram **20**

Bidet Fixture Planning Diagram **21**



Rigid Supply Tubes for Lavatory Connections

Bull Nose Risers



MT432X

Bull Nose Supply Tube For Lavatory - 20" w/ Metal End Piece

MT432X

Bull nose supply tube risers with metal end piece for lavatory connections.

- Rigid Supply Tube
- 3/8" O.D. x 20" Long
- Available in 20" only
- Lead Free Material
- Can be hand formed for installation, but a spring bender is recommended



Bull Nose Supply Tube For Lavatory - 12" w/ Metal End Piece

MT431X

Bull nose supply tube risers with metal end piece for lavatory connections.

- Rigid Supply Tube
- 3/8" O.D. x 12" Long
- Lead Free Material
- Can be hand formed for installation, but a spring bender is recommended

Standard Finishes

MT431X/BRN	Brushed Nickel	\$ 38
MT431X/CHBRZ	Champagne Bronze	\$ 80
MT431X/CPB	Polished Chrome	\$ 33
MT431X/MB	Matte Black	\$ 49
MT431X/ORB	Oil Rubbed Bronze	\$ 45
MT431X/PN	Polished Nickel	\$ 38
MT431X/ULB	Unlacquered Brass	\$ 33
MT431X/VB	Venetian Bronze	\$ 45

Group 1 Finishes

All Group 1 Finishes \$ 49

Group 2 Finishes

All Group 2 Finishes \$ 80

Standard Finishes

MT432X/BRN	Brushed Nickel	\$ 31
MT432X/CHBRZ	Champagne Bronze	\$ 66
MT432X/CPB	Polished Chrome	\$ 27
MT432X/MB	Matte Black	\$ 42
MT432X/ORB	Oil Rubbed Bronze	\$ 37
MT432X/PN	Polished Nickel	\$ 31
MT432X/ULB	Unlacquered Brass	\$ 27
MT432X/VB	Venetian Bronze	\$ 37

Group 1 Finishes

All Group 1 Finishes \$ 42

Group 2 Finishes

All Group 2 Finishes \$ 66



Bull Nose Supply Tube For Lavatory - 30" w/ Metal End Piece

MT4321X

Bull nose supply tube risers with metal end piece for lavatory connections.

- Rigid Supply Tube
- 3/8" O.D. x 30" Long
- Lead Free Material
- Can be hand formed for installation, but a spring bender is recommended

Standard Finishes

MT4321X/BRN	Brushed Nickel	\$ 60
MT4321X/CHBRZ	Champagne Bronze	\$ 140
MT4321X/CPB	Polished Chrome	\$ 44
MT4321X/MB	Matte Black	\$ 86
MT4321X/ORB	Oil Rubbed Bronze	\$ 74
MT4321X/PN	Polished Nickel	\$ 60
MT4321X/ULB	Unlacquered Brass	\$ 44
MT4321X/VB	Venetian Bronze	\$ 74

Group 1 Finishes

All Group 1 Finishes \$ 86

Group 2 Finishes

All Group 2 Finishes \$ 140



Rigid Supply Tubes for Toilet Connections

Corrugated Supply Tubes & Flat Head Risers



MT426X

Corrugated Supply Tube - 15" For Toilet or Lavatory

MT426X

Corrugated supply tubes for toilet or lavatory connections.

- Rigid Supply Tube
- 3/8" O.D. x 15" Long
- Available in 15" only
- Includes washers for toilet or lavatory connection
- Lead Free Material

Standard Finishes

MT426X/BRN	Brushed Nickel	\$ 30
MT426X/CHBRZ	Champagne Bronze	\$ 61
MT426X/CPB	Polished Chrome	\$ 24
MT426X/MB	Matte Black	\$ 38
MT426X/ORB	Oil Rubbed Bronze	\$ 34
MT426X/PN	Polished Nickel	\$ 30
MT426X/ULB	Unlacquered Brass	\$ 24
MT426X/VB	Venetian Bronze	\$ 34

Group 1 Finishes

All Group 1 Finishes	\$ 38
----------------------	-------

Group 2 Finishes

All Group 2 Finishes	\$ 61
----------------------	-------



Flat Head Riser Supply Tube For Toilet - 12"

MT435X

Flat head supply tube risers with plastic end piece for toilet connections.

- Rigid Supply Tube
- 3/8" O.D. x 12" Long
- Lead Free Material
- Can be hand formed for installation, but a spring bender is recommended

Standard Finishes

MT435X/BRN	Brushed Nickel	\$ 37
MT435X/CHBRZ	Champagne Bronze	\$ 79
MT435X/CPB	Polished Chrome	\$ 29
MT435X/MB	Matte Black	\$ 48
MT435X/ORB	Oil Rubbed Bronze	\$ 44
MT435X/PN	Polished Nickel	\$ 37
MT435X/ULB	Unlacquered Brass	\$ 29
MT435X/VB	Venetian Bronze	\$ 44

Group 1 Finishes

All Group 1 Finishes	\$ 48
----------------------	-------

Group 2 Finishes

All Group 2 Finishes	\$ 79
----------------------	-------

Flat Head Riser Supply Tube For Toilet - 20"

MT436X

Flat head supply tube risers with plastic end piece for toilet connections.

- Rigid Supply Tube
- 3/8" O.D. x 20" Long
- Lead Free Material
- Can be hand formed for installation, but a spring bender is recommended

Standard Finishes

MT436X/BRN	Brushed Nickel	\$ 43
MT436X/CHBRZ	Champagne Bronze	\$ 85
MT436X/CPB	Polished Chrome	\$ 33
MT436X/MB	Matte Black	\$ 52
MT436X/ORB	Oil Rubbed Bronze	\$ 47
MT436X/PN	Polished Nickel	\$ 43
MT436X/ULB	Unlacquered Brass	\$ 33
MT436X/VB	Venetian Bronze	\$ 47

Group 1 Finishes

All Group 1 Finishes	\$ 52
----------------------	-------

Group 2 Finishes

All Group 2 Finishes	\$ 85
----------------------	-------



Flanges - Low Pattern



MT441X



MT442X

Flat Sure Grip Brass Flange

MT441X

A flat sure grip brass flange to fit over 5/8" O.D. copper tube.

- 5/8" I.D. x 2-1/2" O.D. x 13/32" HT

MT442X

A flat sure grip brass flange to fit over 1/2" IPS.

- 13/16" I.D. x 2-1/2" O.D. x 13/32" HT

Standard Finishes

MT441X/BRN	MT442X/BRN	Brushed Nickel	\$ 18
MT441X/CHBRZ	MT442X/CHBRZ	Champagne Bronze	\$ 39
MT441X/CPB	MT442X/CPB	Polished Chrome	\$ 7
MT441X/MB	MT442X/MB	Matte Black	\$ 24
MT441X/ORB	MT442X/ORB	Oil Rubbed Bronze	\$ 19
MT441X/PN	MT442X/PN	Polished Nickel	\$ 18
MT441X/ULB	MT442X/ULB	Unlacquered Brass	\$ 7
MT441X/VB	MT442X/VB	Venetian Bronze	\$ 19


Group 1 Finishes

All Group 1 Finishes \$ 24


Group 2 Finishes

All Group 2 Finishes \$ 39

Flanges - Brass Bell



MT443X



MT445X

Brass Bell Sure Grip Brass Flange - Use with 1/2" IPS

MT443X

A brass bell sure grip flange to fit over 1/2" IPS pipe nipples.

- 13/16" I.D. x 2-13/32" O.D. x 1-1/8" HT

MT445X

A brass bell sure grip flange to fit over 5/8" O.D. copper tube.

- 5/8" I.D. x 2-13/32" O.D. x 1-1/8" HT

Standard Finishes

MT443X/BRN	MT445X/BRN	Brushed Nickel	\$ 21
MT443X/CHBRZ	MT445X/CHBRZ	Champagne Bronze	\$ 41
MT443X/CPB	MT445X/CPB	Polished Chrome	\$ 10
MT443X/MB	MT445X/MB	Matte Black	\$ 26
MT443X/ORB	MT445X/ORB	Oil Rubbed Bronze	\$ 24
MT443X/PN	MT445X/PN	Polished Nickel	\$ 21
MT443X/ULB	MT445X/ULB	Unlacquered Brass	\$ 10
MT443X/VB	MT445X/VB	Venetian Bronze	\$ 24

Group 1 Finishes

All Group 1 Finishes \$ 26

Group 2 Finishes

All Group 2 Finishes \$ 41

Standard Finishes


MT4390X/BRN	Brushed Nickel	\$ 55
MT4390X/CHBRZ	Champagne Bronze	\$ 81
MT4390X/CPB	Polished Chrome	\$ 36
MT4390X/MB	Matte Black	\$ 69
MT4390X/ORB	Oil Rubbed Bronze	\$ 57
MT4390X/PN	Polished Nickel	\$ 55
MT4390X/ULB	Unlacquered Brass	\$ 36
MT4390X/VB	Venetian Bronze	\$ 57

Group 1 Finishes

All Group 1 Finishes \$ 69

Group 2 Finishes

All Group 2 Finishes \$ 81



Cover Tube

MT4390X

Cover tube for O.D. Compression x O.D. Compression

- 6" cover tube that can be cut to size
- Covers 1/2" copper stub
- Includes Flange



Lead Free Pipe Nipples



6" Pipe Nipple - 1/2" IPS

MT448X-NL

A lead free, all brass pipe nipple for 1/2" IPS.

- To be used with IPS applications
- 1/2" IPS X 6"

Standard Finishes

MT448X-NL/BRN	Brushed Nickel	\$ 64
MT448X-NL/CHBRZ	Champagne Bronze	\$ 131
MT448X-NL/CPB	Polished Chrome	\$ 47
MT448X-NL/MB	Matte Black	\$ 83
MT448X-NL/ORB	Oil Rubbed Bronze	\$ 70
MT448X-NL/PN	Polished Nickel	\$ 64
MT448X-NL/ULB	Unlacquered Brass	\$ 47
MT448X-NL/VB	Venetian Bronze	\$ 70

Group 1 Finishes

All Group 1 Finishes	\$ 83
----------------------	-------

Group 2 Finishes

All Group 2 Finishes	\$ 131
----------------------	--------



4" Pipe Nipple - 1/2" IPS

MT450X-NL

A lead free, all brass pipe nipple for 1/2" IPS.

- To be used with IPS applications
- 1/2" IPS X 4"

Standard Finishes

MT450X-NL/BRN	Brushed Nickel	\$ 52
MT450X-NL/CHBRZ	Champagne Bronze	\$ 113
MT450X-NL/CPB	Polished Chrome	\$ 36
MT450X-NL/MB	Matte Black	\$ 71
MT450X-NL/ORB	Oil Rubbed Bronze	\$ 55
MT450X-NL/PN	Polished Nickel	\$ 52
MT450X-NL/ULB	Unlacquered Brass	\$ 36
MT450X-NL/VB	Venetian Bronze	\$ 55

Group 1 Finishes

All Group 1 Finishes	\$ 71
----------------------	-------

Group 2 Finishes

All Group 2 Finishes	\$ 113
----------------------	--------



12" Supply Cover Sleeve

MT455X

Standard Finishes


MT455X/BRN	Brushed Nickel	\$ 80
MT455X/CPB	Polished Chrome	\$ 63
MT455X/ORB	Oil Rubbed Bronze	\$ 91
MT455X/PN	Polished Nickel	\$ 80

20" Supply Cover Sleeve

MT456X

Standard Finishes

MT456X/BRN	Brushed Nickel	\$ 88
MT456X/CPB	Polished Chrome	\$ 67
MT456X/ORB	Oil Rubbed Bronze	\$ 98
MT456X/PN	Polished Nickel	\$ 88



12" Supply Cover Sleeve w/ Toilet Supply Line

MT465X

Standard Finishes

MT465X/BRN	Brushed Nickel	\$ 91
MT465X/CPB	Polished Chrome	\$ 74
MT465X/ORB	Oil Rubbed Bronze	\$ 101
MT465X/PN	Polished Nickel	\$ 91

20" Supply Cover Sleeve w/ Lavatory Supply Line


MT466X

Standard Finishes

MT466X/BRN	Brushed Nickel	\$ 99
MT466X/CPB	Polished Chrome	\$ 81
MT466X/ORB	Oil Rubbed Bronze	\$ 109
MT466X/PN	Polished Nickel	\$ 99

**Brass Oval Handle with 1/4 Turn Ball Valve - Lead Free**

(Angle - No Trap)

1/2" Female IPS Inlet x 3/8" O.D. Compression Outlet**Oval Handle (valve MT401-NL)****MT4934-NL**

Complete Lavatory Supply Kits include everything you need to install your bathroom lavatory sink. Our oval handle angle valve is designed for a traditional look.

- 2 - MT401-NL Angle Valves
- 2 - MT432X 3/8" x 20" Rigid Supply Tubes
- 2 - MT450X 1/2" x 4" Pipe Nipples
- 2 - MT442X Sure Grip Flanges

Standard Finishes

MT4934-NL/BRN	Brushed Nickel	\$ 435
MT4934-NL/CHBRZ	Champagne Bronze	\$ 749
MT4934-NL/CPB	Polished Chrome	\$ 316
MT4934-NL/MB	Matte Black	\$ 539
MT4934-NL/ORB	Oil Rubbed Bronze	\$ 470
MT4934-NL/PN	Polished Nickel	\$ 435
MT4934-NL/ULB	Unlacquered Brass	\$ 316
MT4934-NL/VB	Venetian Bronze	\$ 470

Group 1 Finishes

All Group 1 Finishes	\$ 539
----------------------	---------------

Group 2 Finishes

All Group 2 Finishes	\$ 749
----------------------	---------------

Oval Handle (valve MT403-NL)**MT493BO-NL**

Complete Lavatory Supply Kits include everything you need to install your bathroom lavatory sink. Our oval handle angle valve is designed for a traditional look.

- 2 - MT403-NL Angle Valves
- 2 - MT432X 3/8" x 20" Rigid Supply Tubes
- 2 - MT441X Sure Grip Flanges

Standard Finishes


MT493BO-NL/BRN	Brushed Nickel	\$ 331
MT493BO-NL/CHBRZ	Champagne Bronze	\$ 591
MT493BO-NL/CPB	Polished Chrome	\$ 248
MT493BO-NL/MB	Matte Black	\$ 451
MT493BO-NL/ORB	Oil Rubbed Bronze	\$ 368
MT493BO-NL/PN	Polished Nickel	\$ 331
MT493BO-NL/ULB	Unlaquered Brass	\$ 248
MT493BO-NL/VB	Venetian Bronze	\$ 368

Group 1 Finishes

All Group 1 Finishes	\$ 451
----------------------	---------------

Group 2 Finishes

All Group 2 Finishes	\$ 591
----------------------	---------------


1/2" Compression (5/8" O.D.) Inlet x 3/8" O.D. Compression Outlet



Brass Oval Handle with 1/4 Turn Ceramic Disc Cartridge Valve - Lead Free

(Angle - No Trap)

1/2" Female IPS Inlet x 3/8" O.D. Compression Outlet



Oval Handle (valve MT6001-NL)

MT6910-NL

Complete Lavatory Supply Kits include everything you need to install your bathroom lavatory sink. Our deluxe brass oval handle angle valve blends with traditional or contemporary fixtures.

- 2 - MT6001-NL Angle Valves
- 2 - MT432X 3/8" x 20" Rigid Supply Tubes
- 2 - MT450X 1/2" x 4" Pipe Nipples
- 2 - MT442X Sure Grip Flanges

Standard Finishes

MT6910-NL/BRN	Brushed Nickel	\$ 445
MT6910-NL/CHBRZ	Champagne Bronze	\$ 991
MT6910-NL/CPB	Polished Chrome	\$ 348
MT6910-NL/MB	Matte Black	\$ 692
MT6910-NL/ORB	Oil Rubbed Bronze	\$ 505
MT6910-NL/PN	Polished Nickel	\$ 445
MT6910-NL/ULB	Unlaquered Brass	\$ 348
MT6910-NL/VB	Venetian Bronze	\$ 505

Group 1 Finishes

All Group 1 Finishes	\$ 692
----------------------	--------

Group 2 Finishes

All Group 2 Finishes	\$ 991
----------------------	--------

Oval Handle (valve MT6003-NL)

MT6930-NL

Complete Lavatory Supply Kits include everything you need to install your bathroom lavatory sink. Our deluxe brass oval handle angle valve blends with traditional or contemporary fixtures.

- 2 - MT6003-NL Angle Valves
- 2 - MT432X 3/8" x 20" Rigid Supply Tubes
- 2 - MT441X Sure Grip Flanges

Standard Finishes

MT6930-NL/BRN	Brushed Nickel	\$ 341
MT6930-NL/CHBRZ	Champagne Bronze	\$ 764
MT6930-NL/CPB	Polished Chrome	\$ 276
MT6930-NL/MB	Matte Black	\$ 550
MT6930-NL/ORB	Oil Rubbed Bronze	\$ 395
MT6930-NL/PN	Polished Nickel	\$ 341
MT6930-NL/ULB	Unlacquered Brass	\$ 276
MT6930-NL/VB	Venetian Bronze	\$ 395


Group 1 Finishes

All Group 1 Finishes	\$ 550
----------------------	--------

Group 2 Finishes

All Group 2 Finishes	\$ 764
----------------------	--------

1/2" Compression (5/8" O.D.) Inlet x 3/8" O.D. Compression Outlet






Brass Cross Handle with 1/4 Turn Ball Valve - Lead Free

(Angle - No Trap)

1/2" Female IPS Inlet x 3/8" O.D. Compression Outlet



Cross Handle (valve MT616-NL)

MT6254X-NL

Complete Lavatory Supply Kits include everything you need to install your bathroom lavatory sink. Our cross handle angle valve is designed for a traditional look.

- 2 - MT616-NL Angle Valves
- 2 - MT432X 3/8" x 20" Rigid Supply Tubes
- 2 - MT450X 1/2" x 4" Pipe Nipples
- 2 - MT442X Sure Grip Flanges

Standard Finishes

MT6254X-NL/BRN	Brushed Nickel	\$ 480
MT6254X-NL/CHBRZ	Champagne Bronze	\$ 886
MT6254X-NL/CPB	Polished Chrome	\$ 341
MT6254X-NL/MB	Matte Black	\$ 745
MT6254X-NL/ORB	Oil Rubbed Bronze	\$ 562
MT6254X-NL/PN	Polished Nickel	\$ 480
MT6254X-NL/ULB	Unlacquered Brass	\$ 341
MT6254X-NL/VB	Venetian Bronze	\$ 562

Group 1 Finishes

All Group 1 Finishes	\$ 745
----------------------	--------

Group 2 Finishes

All Group 2 Finishes	\$ 886
----------------------	--------

Cross Handle (valve MT621-NL)

MT493BX-NL

Complete Lavatory Supply Kits include everything you need to install your bathroom lavatory sink. Our cross handle angle valve is designed for a traditional look.

- 2 - MT621-NL Angle Valves
- 2 - MT432X 3/8" x 20" Rigid Supply Tubes
- 2 - MT441X Sure Grip Flanges

Standard Finishes

MT493BX-NL/BRN	Brushed Nickel	\$ 376
MT493BX-NL/CHBRZ	Champagne Bronze	\$ 659
MT493BX-NL/CPB	Polished Chrome	\$ 268
MT493BX-NL/MB	Matte Black	\$ 510
MT493BX-NL/ORB	Oil Rubbed Bronze	\$ 414
MT493BX-NL/PN	Polished Nickel	\$ 376
MT493BX-NL/ULB	Unlacquered Brass	\$ 268
MT493BX-NL/VB	Venetian Bronze	\$ 414


Group 1 Finishes

All Group 1 Finishes	\$ 510
----------------------	--------

Group 2 Finishes

All Group 2 Finishes	\$ 659
----------------------	--------

1/2" Compression (5/8" O.D.) Inlet x 3/8" O.D. Compression Outlet






Brass Cross Handle with 1/4 Turn Ceramic Disc Cartridge Valve - Lead Free

(Angle - No Trap)

1/2" Female IPS Inlet x 3/8" O.D. Compression Outlet



Cross Handle (valve MT4001X-NL)

MT4910X-NL

Complete Lavatory Supply Kits include everything you need to install your bathroom lavatory sink. Our cross handle angle valve is designed for a traditional look.

- 2 - MT4001X-NL Angle Valves
- 2 - MT432X 3/8" x 20" Rigid Supply Tubes
- 2 - MT450X 1/2" x 4" Pipe Nipples
- 2 - MT442X Sure Grip Flanges

Standard Finishes

MT4910X-NL/BRN	Brushed Nickel	\$ 589
MT4910X-NL/CHBRZ	Champagne Bronze	\$ 1040
MT4910X-NL/CPB	Polished Chrome	\$ 402
MT4910X-NL/MB	Matte Black	\$ 730
MT4910X-NL/ORB	Oil Rubbed Bronze	\$ 627
MT4910X-NL/PN	Polished Nickel	\$ 589
MT4910X-NL/ULB	Unlacquered Brass	\$ 402
MT4910X-NL/VB	Venetian Bronze	\$ 627

Group 1 Finishes

All Group 1 Finishes	\$ 730
----------------------	--------

Group 2 Finishes

All Group 2 Finishes	\$ 1040
----------------------	---------

Cross Handle (valve MT4003X-NL)

MT4930X-NL

Complete Lavatory Supply Kits include everything you need to install your bathroom lavatory sink. Our cross handle angle valve is designed for a traditional look.

- 2 - MT4003X-NL Angle Valves
- 2 - MT432X 3/8" x 20" Rigid Supply Tubes
- 2 - MT441X Sure Grip Flanges

Standard Finishes

MT4930X-NL/BRN	Brushed Nickel	\$ 485
MT4930X-NL/CHBRZ	Champagne Bronze	\$ 813
MT4930X-NL/CPB	Polished Chrome	\$ 330
MT4930X-NL/MB	Matte Black	\$ 589
MT4930X-NL/ORB	Oil Rubbed Bronze	\$ 517
MT4930X-NL/PN	Polished Nickel	\$ 485
MT4930X-NL/ULB	Unlacquered Brass	\$ 330
MT4930X-NL/VB	Venetian Bronze	\$ 517


Group 1 Finishes

All Group 1 Finishes	\$ 589
----------------------	--------

Group 2 Finishes


All Group 2 Finishes	\$ 813
----------------------	--------

1/2" Compression (5/8" O.D.) Inlet x 3/8" O.D. Compression Outlet



**Brass Cross Handle with 1/4 Turn Ceramic Disc Cartridge Valve - Lead Free**

(Angle - No Trap)

**1/2" Compression (5/8" O.D.) Inlet
x 3/8" O.D. Compression Outlet****Cross Handle (valve MT4004X-NL)****MT4931X-NL**

Complete Lavatory Supply Kits include everything you need to install your bathroom lavatory sink. Our deluxe cross handle angle valve and flange is designed for a very traditional look.

- 2 - MT4004X-NL Angle Valves
- 2 - MT432X 3/8" x 20" Rigid Supply Tubes

Standard Finishes

MT4931X-NL/BRN	Brushed Nickel	\$ 620
MT4931X-NL/CHBRZ	Champagne Bronze	\$ 1020
MT4931X-NL/CPB	Polished Chrome	\$ 438
MT4931X-NL/MB	Matte Black	\$ 759
MT4931X-NL/ORB	Oil Rubbed Bronze	\$ 690
MT4931X-NL/PN	Polished Nickel	\$ 620
MT4931X-NL/ULB	Unlacquered Brass	\$ 438
MT4931X-NL/VB	Venetian Bronze	\$ 690

Group 1 Finishes

All Group 1 Finishes	\$ 759
----------------------	---------------

Group 2 Finishes

All Group 2 Finishes	\$ 1020
----------------------	----------------

Contemporary Lever Handle with 1/4 Turn Ceramic Disc Cartridge Valve - Lead Free (Angle - No Trap)**Lever Handle (valve MT5001L-NL)****MT5910L-NL**

Complete Lavatory Supply Kits include everything you need to install your bathroom lavatory sink. Our lever handle angle valve is designed for a contemporary look.

- 2 - MT5001L-NL Angle Valves
- 2 - MT432X 3/8" x 20" Rigid Supply Tubes
- 2 - MT450X 1/2" x 4" Pipe Nipples
- 2 - MT442X Sure Grip Flanges

Standard Finishes


MT5910L-NL/BRN	Brushed Nickel	\$ 532
MT5910L-NL/CHBRZ	Champagne Bronze	\$ 941
MT5910L-NL/CPB	Polished Chrome	\$ 355
MT5910L-NL/MB	Matte Black	\$ 726
MT5910L-NL/ORB	Oil Rubbed Bronze	\$ 598
MT5910L-NL/PN	Polished Nickel	\$ 532
MT5910L-NL/ULB	Unlacquered Brass	\$ 355
MT5910L-NL/VB	Venetian Bronze	\$ 598

Group 1 Finishes

All Group 1 Finishes	\$ 726
----------------------	---------------

Group 2 Finishes


All Group 2 Finishes	\$ 941
----------------------	---------------

**1/2" Female IPS Inlet x 3/8" O.D.
Compression Outlet**



Contemporary Lever Handle with 1/4 Turn Ceramic Disc Cartridge Valve - Lead Free (Angle - No Trap)

1/2" Compression (5/8" O.D.) Inlet x 3/8" O.D. Compression Outlet



Lever Handle (valve MT5003L-NL)

MT5930L-NL

Complete Lavatory Supply Kits include everything you need to install your bathroom lavatory sink. Our lever handle angle valve is designed for a contemporary look.

- 2 - MT5003L-NL Angle Valves
- 2 - MT432X 3/8" x 20" Rigid Supply Tubes
- 2 - MT441X Sure Grip Flanges

Standard Finishes

MT5930L-NL/BRN	Brushed Nickel	\$ 429
MT5930L-NL/CHBRZ	Champagne Bronze	\$ 782
MT5930L-NL/CPB	Polished Chrome	\$ 283
MT5930L-NL/MB	Matte Black	\$ 575
MT5930L-NL/ORB	Oil Rubbed Bronze	\$ 487
MT5930L-NL/PN	Polished Nickel	\$ 429
MT5930L-NL/ULB	Unlacquered Brass	\$ 283
MT5930L-NL/VB	Venetian Bronze	\$ 487

Group 1 Finishes

All Group 1 Finishes	\$ 575
----------------------	--------

Group 2 Finishes

All Group 2 Finishes	\$ 782
----------------------	--------

Mini Lever Handle with 1/4 Turn Ball Valve - Lead Free

(Angle - No Trap)

Lever Handle (valve MT521-NL)

MT493BL-NL

Complete Lavatory Supply Kits include everything you need to install your bathroom lavatory sink. Our lever handle angle valve is designed for a contemporary look.

- 2 - MT521-NL Angle Valves
- 2 - MT432X 3/8" x 20" Rigid Supply Tubes
- 2 - MT441X Sure Grip Flanges

Standard Finishes

MT493BL-NL/BRN	Brushed Nickel	\$ 376
MT493BL-NL/CHBRZ	Champagne Bronze	\$ 659
MT493BL-NL/CPB	Polished Chrome	\$ 268
MT493BL-NL/MB	Matte Black	\$ 510
MT493BL-NL/ORB	Oil Rubbed Bronze	\$ 414
MT493BL-NL/PN	Polished Nickel	\$ 376
MT493BL-NL/ULB	Unlacquered Brass	\$ 268
MT493BL-NL/VB	Venetian Bronze	\$ 414


Group 1 Finishes

All Group 1 Finishes	\$ 510
----------------------	--------

Group 2 Finishes

All Group 2 Finishes	\$ 659
----------------------	--------


1/2" Compression (5/8" O.D.) Inlet x 3/8" O.D. Compression Outlet





Contemporary Round Handle with 1/4 Turn Ceramic Disc Cartridge Valve - Lead Free (Angle - No Trap)

1/2" Female IPS Inlet x 3/8" O.D. Compression Outlet



Round Handle (valve MT6004-NL)

MT6931-NL

Complete Lavatory Supply Kits include everything you need to install your bathroom lavatory sink. Our round handle angle valve is designed for a contemporary look.

- 2 - MT6004-NL Angle Valves
- 2 - MT432X 3/8" x 20" Rigid Supply Tubes

Standard Finishes

MT6931-NL/BRN	Brushed Nickel	\$ 530
MT6931-NL/CHBRZ	Champagne Bronze	\$ 775
MT6931-NL/CPB	Polished Chrome	\$ 362
MT6931-NL/MB	Matte Black	\$ 676
MT6931-NL/ORB	Oil Rubbed Bronze	\$ 604
MT6931-NL/PN	Polished Nickel	\$ 530
MT6931-NL/ULB	Unlacquered Brass	\$ 362
MT6931-NL/VB	Venetian Bronze	\$ 604

Group 1 Finishes

All Group 1 Finishes	\$ 676
----------------------	--------

Group 2 Finishes

All Group 2 Finishes	\$ 775
----------------------	--------

Contemporary Square Handle with 1/4 Turn Ceramic Disc Cartridge Valve - Lead Free (Angle - No Trap)

Square Handle (valve MT5004-NL)

MT5931-NL

Complete Lavatory Supply Kits include everything you need to install your bathroom lavatory sink. Our square handle angle valve is designed for a contemporary look.

- 2 - MT5004-NL Angle Valves
- 2 - MT432X 3/8" x 20" Rigid Supply Tubes

Standard Finishes

MT5931-NL/BRN	Brushed Nickel	\$ 546
MT5931-NL/CHBRZ	Champagne Bronze	\$ 797
MT5931-NL/CPB	Polished Chrome	\$ 393
MT5931-NL/MB	Matte Black	\$ 717
MT5931-NL/ORB	Oil Rubbed Bronze	\$ 629
MT5931-NL/PN	Polished Nickel	\$ 546
MT5931-NL/ULB	Unlacquered Brass	\$ 393
MT5931-NL/VB	Venetian Bronze	\$ 629


Group 1 Finishes

All Group 1 Finishes	\$ 717
----------------------	--------

Group 2 Finishes

All Group 2 Finishes	\$ 797
----------------------	--------

1/2" Compression (5/8" O.D.) Inlet x 3/8" O.D. Compression Outlet






Brass Oval Handle with 1/4 Turn Ball Valve - Lead Free

(Straight - No Trap)

1/2" Compression (5/8" O.D.) Inlet x 3/8" O.D. Compression Outlet



Oval Handle (valve MT410-NL)

MT4127-NL

Complete Lavatory Supply Kits include everything you need to install your bathroom lavatory sink. Our oval handle straight valve is designed for a traditional look.

- 2 - MT410-NL Straight Valves
- 2 - MT432X 3/8" x 20" Rigid Supply Tubes
- 2 - MT441X Sure Grip Flanges

Standard Finishes

MT4127-NL/BRN	Brushed Nickel	\$ 310
MT4127-NL/CHBRZ	Champagne Bronze	\$ 562
MT4127-NL/CPB	Polished Chrome	\$ 209
MT4127-NL/MB	Matte Black	\$ 398
MT4127-NL/ORB	Oil Rubbed Bronze	\$ 344
MT4127-NL/PN	Polished Nickel	\$ 310
MT4127-NL/ULB	Unlacquered Brass	\$ 209
MT4127-NL/VB	Venetian Bronze	\$ 344

Group 1 Finishes

All Group 1 Finishes	\$ 398
----------------------	--------

Group 2 Finishes

All Group 2 Finishes	\$ 562
----------------------	--------

Contemporary Lever Handle with 1/4 Turn Ceramic Disc Cartridge Valve - Lead Free

(Straight - No Trap)

Lever Handle (valve MT5120L-NL)

MT5121L-NL

Complete Lavatory Supply Kits include everything you need to install your bathroom lavatory sink. Our lever handle straight valve is designed for a contemporary look.

- 2 - MT5120L-NL Straight Valves
- 2 - MT432X 3/8" x 20" Rigid Supply Tubes
- 2 - MT441X Sure Grip Flanges

Standard Finishes

MT5121L-NL/BRN	Brushed Nickel	\$ 440
MT5121L-NL/CHBRZ	Champagne Bronze	\$ 797
MT5121L-NL/CPB	Polished Chrome	\$ 301
MT5121L-NL/MB	Matte Black	\$ 600
MT5121L-NL/ORB	Oil Rubbed Bronze	\$ 503
MT5121L-NL/PN	Polished Nickel	\$ 440
MT5121L-NL/ULB	Unlacquered Brass	\$ 301
MT5121L-NL/VB	Venetian Bronze	\$ 503


Group 1 Finishes

All Group 1 Finishes	\$ 600
----------------------	--------

Group 2 Finishes

All Group 2 Finishes	\$ 797
----------------------	--------

1/2" Compression (5/8" O.D.) Inlet x 3/8" O.D. Compression Outlet



Brass Cross Handle with 1/4 Turn Ball Valve - Lead Free

(Cover Tube - No Trap)

**1/2" Compression (5/8" O.D.) Inlet
x 3/8" O.D. Compression Outlet**



Cross Handle (valve MT621-NL)

MT593BX-NL

Complete Lavatory Supply Kits include everything you need to install your bathroom lavatory sink. Our cross handle angle valve is designed for a traditional look.

- 2 - MT4390X Cover Tubes
- 2 - MT621-NL Cross Handle Angle Valves
- 2 - MT432X Bull Nose Supply Tubes

Standard Finishes

MT593BX-NL/BRN	Brushed Nickel	\$ 450
MT593BX-NL/CHBRZ	Champagne Bronze	\$ 742
MT593BX-NL/CPB	Polished Chrome	\$ 328
MT593BX-NL/MB	Matte Black	\$ 600
MT593BX-NL/PN	Polished Nickel	\$ 450

Group 1 Finishes

All Group 1 Finishes	\$ 600
----------------------	--------

Group 2 Finishes


All Group 2 Finishes **\$ 742**

Notes:



**Brass Cross Handle with 1/4 Turn Ceramic Disc Cartridge Valve - Lead Free**

(Sweat - Angle - No Trap)

1/2" Copper Sweat Inlet x 3/8" O.D. Compression Outlet**Cross Handle (valve MT416X-NL)****MT8122X-NL**

Complete Lavatory Supply Kits include everything you need to install your bathroom lavatory sink. This angle sweat valve is traditionally styled with a cross handle.

- 2 - MT416X-NL Angle Sweat Valves
- 2 - MT432X 3/8" x 20" Rigid Supply Tubes

Standard Finishes

MT8122X-NL/BRN	Brushed Nickel	\$ 523
MT8122X-NL/CHBRZ	Champagne Bronze	\$ 833
MT8122X-NL/CPB	Polished Chrome	\$ 409
MT8122X-NL/MB	Matte Black	\$ 631
MT8122X-NL/ORB	Oil Rubbed Bronze	\$ 582
MT8122X-NL/PN	Polished Nickel	\$ 523
MT8122X-NL/ULB	Unlacquered Brass	\$ 409
MT8122X-NL/VB	Venetian Bronze	\$ 582

Group 1 Finishes

All Group 1 Finishes	\$ 631
----------------------	---------------

Group 2 Finishes

All Group 2 Finishes	\$ 833
----------------------	---------------

Cross Handle (valve MT4006X-NL)**MT8123X-NL**

Complete Lavatory Supply Kits include everything you need to install your bathroom lavatory sink. This angle sweat valve is traditionally styled with a deluxe cross handle.

- 2 - MT4006X-NL Angle Sweat Valves
- 2 - MT432X 3/8" x 20" Rigid Supply Tubes

Standard Finishes


MT8123X-NL/BRN	Brushed Nickel	\$ 602
MT8123X-NL/CHBRZ	Champagne Bronze	\$ 932
MT8123X-NL/CPB	Polished Chrome	\$ 420
MT8123X-NL/MB	Matte Black	\$ 705
MT8123X-NL/ORB	Oil Rubbed Bronze	\$ 642
MT8123X-NL/PN	Polished Nickel	\$ 602
MT8123X-NL/ULB	Unlacquered Brass	\$ 420
MT8123X-NL/VB	Venetian Bronze	\$ 642

Group 1 Finishes

All Group 1 Finishes	\$ 705
----------------------	---------------

Group 2 Finishes

All Group 2 Finishes	\$ 932
----------------------	---------------


1/2" Copper Sweat Inlet x 3/8" O.D. Compression Outlet



Brass Cross Handle with 1/4 Turn Ball Valve - Lead Free

(Sweat - Angle - No Trap)

1/2" Copper Sweat Inlet x 3/8" O.D. Compression Outlet



Cross Handle (valve MT629-NL)

MT6123X-NL

Complete Lavatory Supply Kits include everything you need to install your bathroom lavatory sink. This angle sweat valve is traditionally styled with a mini cross handle.

- 2 - MT629-NL Angle Sweat Valves
- 2 - MT432X 3/8" x 20" Rigid Supply Tubes

Standard Finishes

MT6123X-NL/BRN	Brushed Nickel	\$ 343
MT6123X-NL/CHBRZ	Champagne Bronze	\$ 497
MT6123X-NL/CPB	Polished Chrome	\$ 279
MT6123X-NL/MB	Matte Black	\$ 393
MT6123X-NL/ORB	Oil Rubbed Bronze	\$ 370
MT6123X-NL/PN	Polished Nickel	\$ 343
MT6123X-NL/ULB	Unlacquered Brass	\$ 279
MT6123X-NL/VB	Venetian Bronze	\$ 370

Group 1 Finishes

All Group 1 Finishes	\$ 393
----------------------	--------

Group 2 Finishes

All Group 2 Finishes	\$ 497
----------------------	--------

Brass Oval Handle with 1/4 Turn Ceramic Disc Cartridge Valve - Lead Free

(Sweat - Angle - No Trap)

Oval Handle (valve MT6160-NL)

MT9122-NL

Complete Lavatory Supply Kits include everything you need to install your bathroom lavatory sink. This angle sweat valve blends with traditional or contemporary fixtures and features an oval handle.

- 2 - MT6160-NL Angle Sweat Valves
- 2 - MT432X 3/8" x 20" Rigid Supply Tubes

Standard Finishes

MT9122-NL/BRN	Brushed Nickel	\$ 521
MT9122-NL/CHBRZ	Champagne Bronze	\$ 869
MT9122-NL/CPB	Polished Chrome	\$ 375
MT9122-NL/MB	Matte Black	\$ 656
MT9122-NL/ORB	Oil Rubbed Bronze	\$ 604
MT9122-NL/PN	Polished Nickel	\$ 521
MT9122-NL/ULB	Unlacquered Brass	\$ 375
MT9122-NL/VB	Venetian Bronze	\$ 604


Group 1 Finishes

All Group 1 Finishes	\$ 656
----------------------	--------

Group 2 Finishes


All Group 2 Finishes	\$ 869
----------------------	--------

1/2" Copper Sweat Inlet x 3/8" O.D. Compression Outlet



Contemporary Lever Handle with 1/4 Turn Ceramic Disc Cartridge Valve - Lead Free (Sweat - Angle - No Trap)

**1/2" Copper Sweat Inlet x 3/8"
O.D. Compression Outlet**



Lever Handle (valve MT516L-NL)

MT7122L-NL

Complete Lavatory Supply Kits include everything you need to install your bathroom lavatory sink. This angle sweat valve is a contemporary styled valve with a lever handle.

- 2 - MT516L-NL Angle Sweat Valves
- 2 - MT432X 3/8" x 20" Rigid Supply Tubes

Standard Finishes

MT7122L-NL/BRN	Brushed Nickel	\$ 532
MT7122L-NL/CHBRZ	Champagne Bronze	\$ 797
MT7122L-NL/CPB	Polished Chrome	\$ 373
MT7122L-NL/MB	Matte Black	\$ 699
MT7122L-NL/ORB	Oil Rubbed Bronze	\$ 620
MT7122L-NL/PN	Polished Nickel	\$ 532
MT7122L-NL/ULB	Unlacquered Brass	\$ 373
MT7122L-NL/VB	Venetian Bronze	\$ 620

Group 1 Finishes

All Group 1 Finishes **\$ 699**

Group 2 Finishes

All Group 2 Finishes **\$ 797**

For Supply Kit Component Valves See Pages 147 - 158

For Supply Kit Component Parts See Pages 161 - 164

Notes:



Brass Oval Handle with 1/4 Turn Ceramic Disc Cartridge Valve - Lead Free

(Angle - Bottle Trap)

1/2" Compression (5/8" O.D.) Inlet x 3/8" O.D. Compression Outlet



Oval Handle (valve MT6003-NL)

MT9000-NL

Complete Lavatory Supply with Decorative Bottle Trap Kits include everything you need to install your bathroom lavatory sink. Our deluxe brass oval handle angle valve blends with traditional or contemporary fixtures.

- 2 - MT6003-NL Angle Valves
- 2 - MT432X 3/8" x 20" Rigid Supply Tubes
- 2 - MT441X Sure Grip Flanges
- 1 - MT1000 1-1/4" x 1-1/4" Lavatory Trap w/ Flange

Standard Finishes

MT9000-NL/BRN	Brushed Nickel	\$ 639
MT9000-NL/CHBRZ	Champagne Bronze	\$ 1389
MT9000-NL/CPB	Polished Chrome	\$ 528
MT9000-NL/MB	Matte Black	\$ 1040
MT9000-NL/ORB	Oil Rubbed Bronze	\$ 832
MT9000-NL/PN	Polished Nickel	\$ 639
MT9000-NL/ULB	Unlacquered Brass	\$ 528
MT9000-NL/VB	Venetian Bronze	\$ 832

Group 1 Finishes

All Group 1 Finishes	\$ 1040
----------------------	---------

Group 2 Finishes

All Group 2 Finishes	\$ 1389
----------------------	---------

Brass Oval Handle with 1/4 Turn Ball Valve - Lead Free

(Angle - Bottle Trap)

Oval Handle (valve MT403-NL)

MT8002-NL

Complete Lavatory Supply with Decorative Bottle Trap Kits include everything you need to install your bathroom lavatory sink. Our oval handle angle valve is designed for a traditional look.

- 2 - MT403-NL Angle Valves
- 2 - MT432X 3/8" x 20" Rigid Supply Tubes
- 2 - MT441X Sure Grip Flanges
- 1 - MT1000 1-1/4" x 1-1/4" Lavatory Trap w/ Flange

Standard Finishes

MT8002-NL/BRN	Brushed Nickel	\$ 615
MT8002-NL/CHBRZ	Champagne Bronze	\$ 1248
MT8002-NL/CPB	Polished Chrome	\$ 488
MT8002-NL/MB	Matte Black	\$ 918
MT8002-NL/ORB	Oil Rubbed Bronze	\$ 786
MT8002-NL/PN	Polished Nickel	\$ 615
MT8002-NL/ULB	Unlacquered Brass	\$ 488
MT8002-NL/VB	Venetian Bronze	\$ 786

Group 1 Finishes

All Group 1 Finishes	\$ 918
----------------------	--------

Group 2 Finishes

All Group 2 Finishes	\$ 1248
----------------------	---------

1/2" Compression (5/8" O.D.) Inlet x 3/8" O.D. Compression Outlet





Brass Cross Handle with 1/4 Turn Ceramic Disc Cartridge Valve - Lead Free

(Angle - Bottle Trap)

1/2" Compression (5/8" O.D.) Inlet x 3/8" O.D. Compression Outlet



Cross Handle (valve MT4003X-NL)

MT8000-NL

Complete Lavatory Supply with Decorative Bottle Trap Kits include everything you need to install your bathroom lavatory sink. Our cross handle angle valve is designed for a traditional look.

- 2 - MT4003X-NL Angle Valves
- 2 - MT432X 3/8" x 20" Rigid Supply Tubes
- 2 - MT441X Sure Grip Flanges
- 1 - MT1000 1-1/4" x 1-1/4" Lavatory Trap w/ Flange

Standard Finishes

MT8000-NL/BRN	Brushed Nickel	\$ 783
MT8000-NL/CHBRZ	Champagne Bronze	\$ 1439
MT8000-NL/CPB	Polished Chrome	\$ 582
MT8000-NL/MB	Matte Black	\$ 1078
MT8000-NL/ORB	Oil Rubbed Bronze	\$ 954
MT8000-NL/PN	Polished Nickel	\$ 783
MT8000-NL/ULB	Unlacquered Brass	\$ 582
MT8000-NL/VB	Venetian Bronze	\$ 954

Group 1 Finishes

All Group 1 Finishes	\$ 1078
----------------------	---------

Group 2 Finishes

All Group 2 Finishes	\$ 1439
----------------------	---------

Cross Handle (valve MT4004X-NL)

MT8001-NL

Complete Lavatory Supply with Decorative Bottle Trap Kits include everything you need to install your bathroom lavatory sink. Our deluxe cross handle angle valve and flange is designed for a very traditional look.

- 2 - MT4004X-NL Angle Valves
- 2 - MT432X 3/8" x 20" Rigid Supply Tubes
- 1 - MT1000 1-1/4" x 1-1/4" Lavatory Trap w/ Flange

Standard Finishes

MT8001-NL/BRN	Brushed Nickel	\$ 918
MT8001-NL/CHBRZ	Champagne Bronze	\$ 1645
MT8001-NL/CPB	Polished Chrome	\$ 690
MT8001-NL/MB	Matte Black	\$ 1249
MT8001-NL/ORB	Oil Rubbed Bronze	\$ 1127
MT8001-NL/PN	Polished Nickel	\$ 918
MT8001-NL/ULB	Unlacquered Brass	\$ 690
MT8001-NL/VB	Venetian Bronze	\$ 1127


Group 1 Finishes

All Group 1 Finishes	\$ 1249
----------------------	---------

Group 2 Finishes

All Group 2 Finishes	\$ 1645
----------------------	---------

1/2" Compression (5/8" O.D.) Inlet x 3/8" O.D. Compression Outlet





Brass Cross Handle with 1/4 Turn Ball Valve - Lead Free

(Angle - Bottle Trap)

**1/2" Compression (5/8" O.D.) Inlet x
3/8" O.D. Compression Outlet**



Mini Cross Handle (valve MT621-NL)

MT7002-NL

Complete Lavatory Supply with Decorative Bottle Trap Kits include everything you need to install your bathroom lavatory sink. Our mini cross handle angle valve and flange is designed for a very traditional look.

- 2 - MT621-NL Angle Valves
- 2 - MT432X 3/8" x 20" Rigid Supply Tubes
- 2 - MT441X Sure Grip Flanges
- 1 - MT1000 1-1/4" x 1-1/4" Lavatory Trap w/ Flange

Standard Finishes

MT7002-NL/BRN	Brushed Nickel	\$ 660
MT7002-NL/CHBRZ	Champagne Bronze	\$ 1317
MT7002-NL/CPB	Polished Chrome	\$ 509
MT7002-NL/MB	Matte Black	\$ 977
MT7002-NL/ORB	Oil Rubbed Bronze	\$ 832
MT7002-NL/PN	Polished Nickel	\$ 660
MT7002-NL/ULB	Unlacquered Brass	\$ 509
MT7002-NL/VB	Venetian Bronze	\$ 832

Group 1 Finishes

All Group 1 Finishes	\$ 977
----------------------	--------

Group 2 Finishes

All Group 2 Finishes	\$ 1317
----------------------	---------

Contemporary Lever Handle with 1/4 Turn Ceramic Disc Cartridge Valve - Lead Free

(Angle - Bottle Trap)

Lever Handle (valve MT5003L-NL)

MT7000-NL

Complete Lavatory Supply with Decorative Bottle Trap Kits include everything you need to install your bathroom lavatory sink. Our lever handle angle valve is designed for a contemporary look.

- 2 - MT5003L-NL Angle Valves
- 2 - MT432X 3/8" x 20" Rigid Supply Tubes
- 2 - MT441X Sure Grip Flanges
- 1 - MT1000 1-1/4" x 1-1/4" Lavatory Trap w/ Flange

Standard Finishes

MT7000-NL/BRN	Brushed Nickel	\$ 727
MT7000-NL/CHBRZ	Champagne Bronze	\$ 1407
MT7000-NL/CPB	Polished Chrome	\$ 535
MT7000-NL/MB	Matte Black	\$ 1074
MT7000-NL/ORB	Oil Rubbed Bronze	\$ 918
MT7000-NL/PN	Polished Nickel	\$ 727
MT7000-NL/ULB	Unlacquered Brass	\$ 535
MT7000-NL/VB	Venetian Bronze	\$ 918

Group 1 Finishes

All Group 1 Finishes	\$ 1074
----------------------	---------

Group 2 Finishes

All Group 2 Finishes	\$ 1407
----------------------	---------

**1/2" Compression (5/8" O.D.) Inlet x
3/8" O.D. Compression Outlet**






Contemporary Lever Handle with 1/4 Turn Ceramic Disc Cartridge Valve - Lead Free

(Angle - Round Bottle Trap w/ Clean-Out Plug)

Lever Handle (valve MT5003L-NL)

1/2" Compression (5/8" O.D.) Inlet x 3/8" O.D. Compression Outlet



MT9004-NL

Complete Lavatory Supply Kits with Decorative Round Bottle Trap w/ Clean-Out Plug include everything you need to install your bathroom lavatory sink. Our lever handle angle valve is designed for a contemporary look.

- 2 - MT5003L-NL Angle Valves
- 2 - MT432X 3/8" x 20" Rigid Supply Tubes
- 2 - MT441X Sure Grip Flanges
- 1 - MT2000-2 1-1/4" x 1-1/4" Lavatory Trap w/ Flange

Standard Finishes

MT9004-NL/BRN	Brushed Nickel	\$ 795
MT9004-NL/CHBRZ	Champagne Bronze	\$ 1436
MT9004-NL/CPB	Polished Chrome	\$ 605
MT9004-NL/MB	Matte Black	\$ 1052
MT9004-NL/ORB	Oil Rubbed Bronze	\$ 931
MT9004-NL/PN	Polished Nickel	\$ 795
MT9004-NL/ULB	Unlacquered Brass	\$ 605
MT9004-NL/VB	Venetian Bronze	\$ 931

Group 1 Finishes

All Group 1 Finishes \$ 1052

Group 2 Finishes

All Group 2 Finishes \$ 1436

Mini Lever Handle with 1/4 Turn Ball Valve - Lead Free

(Angle - Round Bottle Trap w/ Clean-Out Plug)

Lever Handle (valve MT521-NL)

MT6002-NL

Complete Lavatory Supply Kits with Decorative Round Bottle Trap w/ Clean-Out Plug include everything you need to install your bathroom lavatory sink. Our lever handle angle valve is designed for a contemporary look.

- 2 - MT521-NL Angle Valves
- 2 - MT432X 3/8" x 20" Rigid Supply Tubes
- 2 - MT441X Sure Grip Flanges
- 1 - MT2000-2 1-1/4" x 1-1/4" Lavatory Trap w/ Flange

Standard Finishes

MT6002-NL/BRN	Brushed Nickel	\$ 761
MT6002-NL/CHBRZ	Champagne Bronze	\$ 1350
MT6002-NL/CPB	Polished Chrome	\$ 591
MT6002-NL/MB	Matte Black	\$ 1004
MT6002-NL/ORB	Oil Rubbed Bronze	\$ 877
MT6002-NL/PN	Polished Nickel	\$ 761
MT6002-NL/ULB	Unlacquered Brass	\$ 591
MT6002-NL/VB	Venetian Bronze	\$ 877


Group 1 Finishes

All Group 1 Finishes \$ 1004

Group 2 Finishes

All Group 2 Finishes \$ 1350

1/2" Compression (5/8" O.D.) Inlet x 3/8" O.D. Compression Outlet





Round Handle (valve MT6004-NL)

Complete Lavatory Supply Kits with Decorative Round Bottle Trap w/ Clean-Out Plug include everything you need to install your bathroom lavatory sink. Our round handle angle valve is designed for a contemporary look.


- 2 - MT6004-NL Angle Valves
- 2 - MT432X 3/8" x 20" Rigid Supply Tubes
- 1 - MT2000-2 1-1/4" x 1-1/4" Lavatory Trap w/ Flange

MTg002-NL/BRN	Brushed Nickel	\$ 932
MTg002-NL/CHBRZ	Champagne Bronze	\$ 1402
MTg002-NL/CPB	Polished Chrome	\$ 697
MTg002-NL/MB	Matte Black	\$ 1132
MTg002-NL/ORB	Oil Rubbed Bronze	\$ 1085
MTg002-NL/PN	Polished Nickel	\$ 932
MTg002-NL/ULB	Unlacquered Brass	\$ 697
MTg002-NL/VB	Venetian Bronze	\$ 1085

All Group 1 Finishes **\$ 1132**

All Group 2 Finishes **\$ 1402**

**1/2" Compression (5/8" O.D.) Inlet x
3/8" O.D. Compression Outlet**



Notes:



Contemporary Square Handle with 1/4 Turn Ceramic Disc Cartridge Valve - Lead Free (Angle - Square Bottle Trap)

1/2" Compression (5/8" O.D.) Inlet x 3/8" O.D. Compression Outlet



Square Handle (valve MT5004-NL)

MT7001-NL

Complete Lavatory Supply Kits with Decorative Square Bottle Trap include everything you need to install your bathroom lavatory sink. Our square handle angle valve is designed for a contemporary look.

- 2 - MT5004-NL Angle Valves
- 2 - MT432X 3/8" x 20" Rigid Supply Tubes
- 1 - MT3000 1-1/4" x 1-1/4" Lavatory Trap w/ Flange

Standard Finishes

MT7001-NL/BRN	Brushed Nickel	\$ 913
MT7001-NL/CHBRZ	Champagne Bronze	\$ 1366
MT7001-NL/CPB	Polished Chrome	\$ 700
MT7001-NL/MB	Matte Black	\$ 1158
MT7001-NL/ORB	Oil Rubbed Bronze	\$ 1030
MT7001-NL/PN	Polished Nickel	\$ 913
MT7001-NL/ULB	Unlacquered Brass	\$ 700
MT7001-NL/VB	Venetian Bronze	\$ 1030

Group 1 Finishes

All Group 1 Finishes	\$ 1158
----------------------	---------

Group 2 Finishes

All Group 2 Finishes	\$ 1366
----------------------	---------

Brass Oval Handle with 1/4 Turn Ball Valve - Lead Free

(Straight - Bottle Trap)

Oval Handle (valve MT410-NL)

MT4420-NL

Complete Lavatory Supply with Decorative Bottle Trap Kits include everything you need to install your bathroom lavatory sink. Our oval handle straight valve is designed for a traditional look.

- 2 - MT410-NL Straight Valves
- 2 - MT432X 3/8" x 20" Rigid Supply Tubes
- 2 - MT441X Sure Grip Flanges
- 1 - MT1000 1-1/4" x 1-1/4" Lavatory Trap w/ Flange

Standard Finishes

MT4420-NL/BRN	Brushed Nickel	\$ 608
MT4420-NL/CHBRZ	Champagne Bronze	\$ 1158
MT4420-NL/CPB	Polished Chrome	\$ 461
MT4420-NL/MB	Matte Black	\$ 887
MT4420-NL/ORB	Oil Rubbed Bronze	\$ 781
MT4420-NL/PN	Polished Nickel	\$ 608
MT4420-NL/ULB	Unlacquered Brass	\$ 461
MT4420-NL/VB	Venetian Bronze	\$ 781


Group 1 Finishes

All Group 1 Finishes	\$ 887
----------------------	--------

Group 2 Finishes

All Group 2 Finishes	\$ 1158
----------------------	---------

1/2" Compression (5/8" O.D.) Inlet x 3/8" O.D. Compression Outlet





Brass Oval Handle with 1/4 Turn Ball Valve - Lead Free

(Sweat - Angle - Bottle Trap)

1/2" Copper Sweat Inlet x 3/8" O.D. Compression Outlet



Oval Handle (valve MT316-NL)

MT3320X-NL

Complete Lavatory Supply with Decorative Bottle Trap Kits include everything you need to install your bathroom lavatory sink. Our oval handle angle sweat valve is designed for a traditional look.

- 2 - MT316-NL Angle Valves
- 2 - MT432X 3/8" x 20" Rigid Supply Tubes
- 1 - MT1000 1-1/4" x 1-1/4" Lavatory Trap w/ Flange

Standard Finishes

MT3320X-NL/BRN	Brushed Nickel	\$ 633
MT3320X-NL/CHBRZ	Champagne Bronze	\$ 1154
MT3320X-NL/CPB	Polished Chrome	\$ 519
MT3320X-NL/MB	Matte Black	\$ 860
MT3320X-NL/ORB	Oil Rubbed Bronze	\$ 788
MT3320X-NL/PN	Polished Nickel	\$ 633
MT3320X-NL/ULB	Unlacquered Brass	\$ 519
MT3320X-NL/VB	Venetian Bronze	\$ 788

Group 1 Finishes

All Group 1 Finishes	\$ 860
----------------------	--------

Group 2 Finishes

All Group 2 Finishes	\$ 1154
----------------------	---------

Brass Oval Handle with 1/4 Turn Ball Valve - Lead Free

(Angle - P-Trap 1-1/4" x 1-1/4")

Oval Handle (valve MT403-NL)

MT7200-NL

Complete Lavatory Supply Kits with P-Trap include everything you need to install your bathroom lavatory sink. Our oval handle angle valve is designed for a traditional look.

- 2 - MT403-NL Angle Valves
- 2 - MT432X 3/8" x 20" Rigid Supply Tubes
- 2 - MT441X Sure Grip Flanges
- 1 - MT301X 1-1/4" x 1-1/4" P-Trap
- 1 - MT314X High Box Flange

Standard Finishes

MT7200-NL/BRN	Brushed Nickel	\$ 540
MT7200-NL/CHBRZ	Champagne Bronze	\$ 987
MT7200-NL/CPB	Polished Chrome	\$ 409
MT7200-NL/MB	Matte Black	\$ 756
MT7200-NL/ORB	Oil Rubbed Bronze	\$ 639
MT7200-NL/PN	Polished Nickel	\$ 540
MT7200-NL/ULB	Unlacquered Brass	\$ 409
MT7200-NL/VB	Venetian Bronze	\$ 639

Group 1 Finishes

All Group 1 Finishes	\$ 756
----------------------	--------

Group 2 Finishes

All Group 2 Finishes	\$ 987
----------------------	--------

1/2" Compression (5/8" O.D.) Inlet x 3/8" O.D. Compression Outlet



**Brass Oval Handle with 1/4 Turn Ceramic Disc Cartridge Valve - Lead Free**

(Angle - P-Trap 1-1/4" x 1-1/4")

1/2" Compression (5/8" O.D.) Inlet x 3/8" O.D. Compression Outlet**Oval Handle (valve MT6003-NL)****MT9100-NL**

Complete Lavatory Supply Kits with P-Trap include everything you need to install your bathroom lavatory sink. Our deluxe brass oval handle angle valve blends with traditional or contemporary fixtures.

- 2 - MT6003-NL Angle Valves
- 2 - MT432X 3/8" x 20" Rigid Supply Tubes
- 2 - MT441X Sure Grip Flanges
- 1 - MT301X 1-1/4" x 1-1/4" P-Trap
- 1 - MT314X High Box Flange

Standard Finishes

MT9100-NL/BRN	Brushed Nickel	\$ 541
MT9100-NL/CHBRZ	Champagne Bronze	\$ 1145
MT9100-NL/CPB	Polished Chrome	\$ 430
MT9100-NL/MB	Matte Black	\$ 844
MT9100-NL/ORB	Oil Rubbed Bronze	\$ 656
MT9100-NL/PN	Polished Nickel	\$ 541
MT9100-NL/ULB	Unlacquered Brass	\$ 430
MT9100-NL/VB	Venetian Bronze	\$ 656

Group 1 Finishes

All Group 1 Finishes	\$ 844
----------------------	---------------

Group 2 Finishes

All Group 2 Finishes	\$ 1145
----------------------	----------------

Brass Cross Handle with 1/4 Turn Ball Valve - Lead Free (Angle - P-Trap 1-1/4" x 1-1/4")**Cross Handle (valve MT621-NL)****MT4431X-NL**

Complete Lavatory Supply Kits with P-Trap include everything you need to install your bathroom lavatory sink. Our cross handle angle valve is designed for a traditional look.

- 2 - MT621-NL Angle Valves
- 2 - MT432X 3/8" x 20" Rigid Supply Tubes
- 2 - MT441X Sure Grip Flanges
- 1 - MT301X 1-1/4" x 1-1/4" P-Trap
- 1 - MT314X High Box Flange

Standard Finishes

MT4431X-NL/BRN	Brushed Nickel	\$ 586
MT4431X-NL/CHBRZ	Champagne Bronze	\$ 1056
MT4431X-NL/CPB	Polished Chrome	\$ 430
MT4431X-NL/MB	Matte Black	\$ 814
MT4431X-NL/ORB	Oil Rubbed Bronze	\$ 684
MT4431X-NL/PN	Polished Nickel	\$ 586
MT4431X-NL/ULB	Unlacquered Brass	\$ 430
MT4431X-NL/VB	Venetian Bronze	\$ 684

Group 1 Finishes

All Group 1 Finishes	\$ 814
----------------------	---------------

Group 2 Finishes

All Group 2 Finishes	\$ 1056
----------------------	----------------

1/2" Compression (5/8" O.D.) Inlet x 3/8" O.D. Compression Outlet



Brass Cross Handle with 1/4 Turn Ceramic Disc Cartridge Valve - Lead Free

(Angle - P-Trap 1-1/4" x 1-1/4")

**1/2" Compression (5/8" O.D.) Inlet x
3/8" O.D. Compression Outlet**



Cross Handle (valve MT4003X-NL)

MT8100-NL

Complete Lavatory Supply Kits with P-Trap include everything you need to install your bathroom lavatory sink. Our cross handle angle valve is designed for a traditional look.

- 2 - MT4003X-NL Angle Valves
- 2 - MT432X 3/8" x 20" Rigid Supply Tubes
- 2 - MT441X Sure Grip Flanges
- 1 - MT301X 1-1/4" x 1-1/4" P-Trap
- 1 - MT314X High Box Flange

Standard Finishes

MT8100-NL/BRN	Brushed Nickel	\$ 685
MT8100-NL/CHBRZ	Champagne Bronze	\$ 1194
MT8100-NL/CPB	Polished Chrome	\$ 484
MT8100-NL/MB	Matte Black	\$ 882
MT8100-NL/ORB	Oil Rubbed Bronze	\$ 777
MT8100-NL/PN	Polished Nickel	\$ 685
MT8100-NL/ULB	Unlacquered Brass	\$ 484
MT8100-NL/VB	Venetian Bronze	\$ 777

Group 1 Finishes

All Group 1 Finishes	\$ 882
----------------------	--------

Group 2 Finishes

All Group 2 Finishes	\$ 1194
----------------------	---------

Brass Cross Handle with 1/4 Turn Ceramic Disc Cartridge Valve - Lead Free

(Angle - P-Trap 1-1/4" x 1-1/4")

Cross Handle (valve MT4004X-NL)

MT8103-NL

Complete Lavatory Supply Kits with P-Trap include everything you need to install your bathroom lavatory sink. Our deluxe cross handle angle valve and flange is designed for a very traditional look.

- 2 - MT4004X-NL Angle Valves
- 2 - MT432X 3/8" x 20" Rigid Supply Tubes
- 1 - MT301X 1-1/4" x 1-1/4" P-Trap
- 1 - MT314X High Box Flange

Standard Finishes

MT8103-NL/BRN	Brushed Nickel	\$ 820
MT8103-NL/CHBRZ	Champagne Bronze	\$ 1401
MT8103-NL/CPB	Polished Chrome	\$ 592
MT8103-NL/MB	Matte Black	\$ 1052
MT8103-NL/ORB	Oil Rubbed Bronze	\$ 950
MT8103-NL/PN	Polished Nickel	\$ 820
MT8103-NL/ULB	Unlacquered Brass	\$ 592
MT8103-NL/VB	Venetian Bronze	\$ 950

Group 1 Finishes

All Group 1 Finishes	\$ 1052
----------------------	---------

Group 2 Finishes

All Group 2 Finishes	\$ 1401
----------------------	---------

**1/2" Compression (5/8" O.D.) Inlet x
3/8" O.D. Compression Outlet**





Contemporary Lever Handle with 1/4 Turn Ceramic Disc Cartridge Valve - Lead Free

(Angle - P-Trap 1-1/4" x 1-1/4")

1/2" Compression (5/8" O.D.) Inlet x 3/8" O.D. Compression Outlet



Lever Handle (valve MT5003L-NL)

MT7100-NL

Complete Lavatory Supply Kits with P-Trap include everything you need to install your bathroom lavatory sink. Our lever handle angle valve is designed for a contemporary look.

- 2 - MT5003L-NL Angle Valves
- 2 - MT432X 3/8" x 20" Rigid Supply Tubes
- 2 - MT441X Sure Grip Flanges
- 1 - MT301X 1-1/4" x 1-1/4" P-Trap
- 1 - MT314X High Box Flange

Standard Finishes

MT7100-NL/BRN	Brushed Nickel	\$ 629
MT7100-NL/CHBRZ	Champagne Bronze	\$ 1163
MT7100-NL/CPB	Polished Chrome	\$ 437
MT7100-NL/MB	Matte Black	\$ 877
MT7100-NL/ORB	Oil Rubbed Bronze	\$ 748
MT7100-NL/PN	Polished Nickel	\$ 629
MT7100-NL/ULB	Unlacquered Brass	\$ 437
MT7100-NL/VB	Venetian Bronze	\$ 748

Group 1 Finishes

All Group 1 Finishes	\$ 877
----------------------	--------

Group 2 Finishes

All Group 2 Finishes	\$ 1163
----------------------	---------

Mini Lever Handle with 1/4 Turn Ball Valve - Lead Free

(Angle - P-Trap 1-1/4" x 1-1/4")

Lever Handle (valve MT521-NL)

MT5431-NL

Complete Lavatory Supply Kits with P-Trap include everything you need to install your bathroom lavatory sink. Our lever handle angle valve is designed for a contemporary look.

- 2 - MT521-NL Angle Valves
- 2 - MT432X 3/8" x 20" Rigid Supply Tubes
- 2 - MT441X Sure Grip Flanges
- 1 - MT301X 1-1/4" x 1-1/4" P-Trap
- 1 - MT314X High Box Flange

Standard Finishes

MT5431-NL/BRN	Brushed Nickel	\$ 586
MT5431-NL/CHBRZ	Champagne Bronze	\$ 1056
MT5431-NL/CPB	Polished Chrome	\$ 430
MT5431-NL/MB	Matte Black	\$ 814
MT5431-NL/ORB	Oil Rubbed Bronze	\$ 684
MT5431-NL/PN	Polished Nickel	\$ 586
MT5431-NL/ULB	Unlacquered Brass	\$ 430
MT5431-NL/VB	Venetian Bronze	\$ 684

Group 1 Finishes

All Group 1 Finishes	\$ 814
----------------------	--------

Group 2 Finishes

All Group 2 Finishes	\$ 1056
----------------------	---------

1/2" Compression (5/8" O.D.) Inlet x 3/8" O.D. Compression Outlet





Brass Oval Handle with 1/4 Turn Ball Valve - Lead Free

(Straight - P-Trap 1-1/4" x 1-1/4")

1/2" Compression (5/8" O.D.) Inlet x 3/8" O.D. Compression Outlet



Oval Handle (valve MT410-NL)

MT4430-NL

Complete Lavatory Supply Kits with P-Trap include everything you need to install your bathroom lavatory sink. Our oval handle straight valve is designed for a traditional look.

- 2 - MT410-NL Straight Valves
- 2 - MT432X 3/8" x 20" Rigid Supply Tubes
- 2 - MT441X Sure Grip Flanges
- 1 - MT301X 1-1/4" x 1-1/4" P-Trap
- 1 - MT314X High Box Flange

Standard Finishes

MT4430-NL/BRN	Brushed Nickel	\$ 510
MT4430-NL/CHBRZ	Champagne Bronze	\$ 913
MT4430-NL/CPB	Polished Chrome	\$ 363
MT4430-NL/MB	Matte Black	\$ 664
MT4430-NL/ORB	Oil Rubbed Bronze	\$ 604
MT4430-NL/PN	Polished Nickel	\$ 510
MT4430-NL/ULB	Unlacquered Brass	\$ 363
MT4430-NL/VB	Venetian Bronze	\$ 604

Group 1 Finishes

All Group 1 Finishes	\$ 664
----------------------	--------

Group 2 Finishes

All Group 2 Finishes	\$ 913
----------------------	--------

Brass Oval Handle with 1/4 Turn Ball Valve - Lead Free

(Sweat - Angle - P-Trap 1-1/4" x 1-1/4")

Oval Handle (valve MT316-NL)

MT4433-NL

Complete Lavatory Supply Kits with P-Trap include everything you need to install your bathroom lavatory sink. This angle sweat valve is traditionally styled with a brass oval handle.

- 2 - MT316-NL Angle Sweat Valves
- 2 - MT432X 3/8" x 20" Rigid Supply Tubes
- 1 - MT301X 1-1/4" x 1-1/4" P-Trap
- 1 - MT314X High Box Flange

Standard Finishes

MT4433-NL/BRN	Brushed Nickel	\$ 558
MT4433-NL/CHBRZ	Champagne Bronze	\$ 893
MT4433-NL/CPB	Polished Chrome	\$ 440
MT4433-NL/MB	Matte Black	\$ 698
MT4433-NL/ORB	Oil Rubbed Bronze	\$ 641
MT4433-NL/PN	Polished Nickel	\$ 558
MT4433-NL/ULB	Unlacquered Brass	\$ 440
MT4433-NL/VB	Venetian Bronze	\$ 641

Group 1 Finishes

All Group 1 Finishes	\$ 698
----------------------	--------

Group 2 Finishes

All Group 2 Finishes	\$ 893
----------------------	--------

1/2" Copper Sweat Inlet x 3/8" O.D. Compression Outlet



**Brass Oval Handle with 1/4 Turn Ball Valve - Lead Free**

(Sweat - Straight - P-Trap 1-1/4" x 1-1/4")

1/2" Copper Sweat Inlet x 3/8" O.D. Compression Outlet**Oval Handle (valve MT317-NL)****MT4434-NL**

Complete Lavatory Supply Kits with P-Trap include everything you need to install your bathroom lavatory sink. This straight sweat valve is traditionally styled with a brass oval handle.

- 2 - MT317-NL Straight Sweat Valves
- 2 - MT432X 3/8" x 20" Rigid Supply Tubes
- 1 - MT301X 1-1/4" x 1-1/4" P-Trap
- 1 - MT314X High Box Flange

Standard Finishes

MT4434-NL/BRN	Brushed Nickel	\$ 553
MT4434-NL/CHBRZ	Champagne Bronze	\$ 911
MT4434-NL/CPB	Polished Chrome	\$ 412
MT4434-NL/MB	Matte Black	\$ 711
MT4434-NL/ORB	Oil Rubbed Bronze	\$ 667
MT4434-NL/PN	Polished Nickel	\$ 553
MT4434-NL/ULB	Unlacquered Brass	\$ 412
MT4434-NL/VB	Venetian Bronze	\$ 667

Group 1 Finishes

All Group 1 Finishes	\$ 711
----------------------	---------------

Group 2 Finishes

All Group 2 Finishes	\$ 911
----------------------	---------------

Brass Oval Handle with 1/4 Turn Ball Valve - Lead Free (Angle - P-Trap 1-1/2" x 1-1/2")**Oval Handle (valve MT403-NL)****MT7201-NL**

Complete Lavatory Supply Kits with P-Trap include everything you need to install your bathroom lavatory sink. Our oval handle angle valve is designed for a traditional look.

- 2 - MT403-NL Angle Valves
- 2 - MT432X 3/8" x 20" Rigid Supply Tubes
- 2 - MT441X Sure Grip Flanges
- 1 - MT302X 1-1/2" x 1-1/2" P-Trap
- 1 - MT313X High Box Flange

Standard Finishes

MT7201-NL/BRN	Brushed Nickel	\$ 540
MT7201-NL/CHBRZ	Champagne Bronze	\$ 987
MT7201-NL/CPB	Polished Chrome	\$ 409
MT7201-NL/MB	Matte Black	\$ 756
MT7201-NL/ORB	Oil Rubbed Bronze	\$ 636
MT7201-NL/PN	Polished Nickel	\$ 540
MT7201-NL/ULB	Unlacquered Brass	\$ 409
MT7201-NL/VB	Venetian Bronze	\$ 636

Group 1 Finishes

All Group 1 Finishes	\$ 756
----------------------	---------------

Group 2 Finishes

All Group 2 Finishes	\$ 987
----------------------	---------------

1/2" Compression (5/8" O.D.) Inlet x 3/8" O.D. Compression Outlet



Brass Oval Handle with 1/4 Turn Ceramic Disc Cartridge Valve - Lead Free

(Angle - P-Trap 1-1/2" x 1-1/2")

**1/2" Compression (5/8" O.D.) Inlet x
3/8" O.D. Compression Outlet**



Oval Handle (valve MT6003-NL)

MT9101-NL

Complete Lavatory Supply Kits with P-Trap include everything you need to install your bathroom lavatory sink. Our deluxe brass oval handle angle valve blends with traditional or contemporary fixtures.

- 2 - MT6003-NL Angle Valves
- 2 - MT432X 3/8" x 20" Rigid Supply Tubes
- 2 - MT441X Sure Grip Flanges
- 1 - MT302X 1-1/2" x 1-1/2" P-Trap
- 1 - MT313X High Box Flange

Standard Finishes

MT9101-NL/BRN	Brushed Nickel	\$ 541
MT9101-NL/CHBRZ	Champagne Bronze	\$ 1145
MT9101-NL/CPB	Polished Chrome	\$ 430
MT9101-NL/MB	Matte Black	\$ 844
MT9101-NL/ORB	Oil Rubbed Bronze	\$ 654
MT9101-NL/PN	Polished Nickel	\$ 541
MT9101-NL/ULB	Unlacquered Brass	\$ 430
MT9101-NL/VB	Venetian Bronze	\$ 654

Group 1 Finishes

All Group 1 Finishes	\$ 844
----------------------	--------

Group 2 Finishes

All Group 2 Finishes	\$ 1145
----------------------	---------

Brass Cross Handle with 1/4 Turn Ball Valve - Lead Free (Angle - P-Trap 1-1/2" x 1-1/2")

Cross Handle (valve MT621-NL)

MT4432X-NL

Complete Lavatory Supply Kits with P-Trap include everything you need to install your bathroom lavatory sink. Our cross handle angle valve is designed for a traditional look.

- 2 - MT621-NL Angle Valves
- 2 - MT432X 3/8" x 20" Rigid Supply Tubes
- 2 - MT441X Sure Grip Flanges
- 1 - MT302X 1-1/2" x 1-1/2" P-Trap
- 1 - MT313X High Box Flange

Standard Finishes

MT4432X-NL/BRN	Brushed Nickel	\$ 586
MT4432X-NL/CHBRZ	Champagne Bronze	\$ 1056
MT4432X-NL/CPB	Polished Chrome	\$ 430
MT4432X-NL/MB	Matte Black	\$ 814
MT4432X-NL/ORB	Oil Rubbed Bronze	\$ 682
MT4432X-NL/PN	Polished Nickel	\$ 586
MT4432X-NL/ULB	Unlacquered Brass	\$ 430
MT4432X-NL/VB	Venetian Bronze	\$ 682

Group 1 Finishes

All Group 1 Finishes	\$ 814
----------------------	--------

Group 2 Finishes

All Group 2 Finishes	\$ 1056
----------------------	---------

**1/2" Compression (5/8" O.D.) Inlet x
3/8" O.D. Compression Outlet**



**Brass Cross Handle with 1/4 Turn Ceramic Disc Cartridge Valve - Lead Free**

(Angle - P-Trap 1-1/2" x 1-1/2")

Cross Handle (valve MT4003X-NL)**MT8101-NL**

Complete Lavatory Supply Kits with P-Trap include everything you need to install your bathroom lavatory sink. Our cross handle angle valve is designed for a traditional look.

- 2 - MT4003X-NL Angle Valves
- 2 - MT432X 3/8" x 20" Rigid Supply Tubes
- 2 - MT441X Sure Grip Flanges
- 1 - MT302X 1-1/2" x 1-1/2" P-Trap
- 1 - MT313X High Box Flange

Standard Finishes

MT8101-NL/BRN	Brushed Nickel	\$ 685
MT8101-NL/CHBRZ	Champagne Bronze	\$ 1194
MT8101-NL/CPB	Polished Chrome	\$ 484
MT8101-NL/MB	Matte Black	\$ 882
MT8101-NL/ORB	Oil Rubbed Bronze	\$ 775
MT8101-NL/PN	Polished Nickel	\$ 685
MT8101-NL/ULB	Unlacquered Brass	\$ 484
MT8101-NL/VB	Venetian Bronze	\$ 775

Group 1 Finishes

All Group 1 Finishes	\$ 882
----------------------	--------

Group 2 Finishes

All Group 2 Finishes	\$ 1194
----------------------	---------

1/2" Compression (5/8" O.D.) Inlet x 3/8" O.D. Compression Outlet**Brass Cross Handle with 1/4 Turn Ceramic Disc Cartridge Valve - Lead Free**

(Angle - P-Trap 1-1/2" x 1-1/2")

Cross Handle (valve MT4004X-NL)**MT8104-NL**

Complete Lavatory Supply Kits with P-Trap include everything you need to install your bathroom lavatory sink. Our deluxe cross handle angle valve and flange is designed for a very traditional look.

- 2 - MT4004X-NL Angle Valves
- 2 - MT432X 3/8" x 20" Rigid Supply Tubes
- 1 - MT302X 1-1/2" x 1-1/2" P-Trap
- 1 - MT313X High Box Flange

Standard Finishes

MT8104-NL/BRN	Brushed Nickel	\$ 820
MT8104-NL/CHBRZ	Champagne Bronze	\$ 1401
MT8104-NL/CPB	Polished Chrome	\$ 592
MT8104-NL/MB	Matte Black	\$ 1052
MT8104-NL/ORB	Oil Rubbed Bronze	\$ 948
MT8104-NL/PN	Polished Nickel	\$ 820
MT8104-NL/ULB	Unlaquered Brass	\$ 592
MT8104-NL/VB	Venetian Bronze	\$ 948

Group 1 Finishes

All Group 1 Finishes	\$ 1052
----------------------	---------

Group 2 Finishes

All Group 2 Finishes	\$ 1401
----------------------	---------

1/2" Compression (5/8" O.D.) Inlet x 3/8" O.D. Compression Outlet



Contemporary Lever Handle with 1/4 Turn Ceramic Disc Cartridge Valve - Lead Free (Angle - P-Trap 1-1/2" x 1-1/2")

1/2" Compression (5/8" O.D.) Inlet x 3/8" O.D. Compression Outlet



Lever Handle (valve MT5003L-NL)

MT7101-NL

Complete Lavatory Supply Kits with P-Trap include everything you need to install your bathroom lavatory sink. Our lever handle angle valve is designed for a contemporary look.

- 2 - MT5003L-NL Angle Valves
- 2 - MT432X 3/8" x 20" Rigid Supply Tubes
- 2 - MT441X Sure Grip Flanges
- 1 - MT302X 1-1/2" x 1-1/2" P-Trap
- 1 - MT313X High Box Flange

Standard Finishes

MT7101-NL/BRN	Brushed Nickel	\$ 629
MT7101-NL/CHBRZ	Champagne Bronze	\$ 1163
MT7101-NL/CPB	Polished Chrome	\$ 437
MT7101-NL/MB	Matte Black	\$ 877
MT7101-NL/ORB	Oil Rubbed Bronze	\$ 746
MT7101-NL/PN	Polished Nickel	\$ 629
MT7101-NL/ULB	Unlacquered Brass	\$ 437
MT7101-NL/VB	Venetian Bronze	\$ 746

Group 1 Finishes

All Group 1 Finishes	\$ 877
----------------------	--------

Group 2 Finishes

All Group 2 Finishes	\$ 1163
----------------------	---------

Mini Lever Handle with 1/4 Turn Ball Valve - Lead Free

(Angle - P-Trap 1-1/2" x 1-1/2")

Lever Handle (valve MT521-NL)

MT5432-NL

Complete Lavatory Supply Kits with P-Trap include everything you need to install your bathroom lavatory sink. Our lever handle angle valve is designed for a contemporary look.

- 2 - MT521-NL Angle Valves
- 2 - MT432X 3/8" x 20" Rigid Supply Tubes
- 2 - MT441X Sure Grip Flanges
- 1 - MT302X 1-1/2" x 1-1/2" P-Trap
- 1 - MT313X High Box Flange

Standard Finishes

MT5432-NL/BRN	Brushed Nickel	\$ 586
MT5432-NL/CHBRZ	Champagne Bronze	\$ 1056
MT5432-NL/CPB	Polished Chrome	\$ 430
MT5432-NL/MB	Matte Black	\$ 814
MT5432-NL/ORB	Oil Rubbed Bronze	\$ 684
MT5432-NL/PN	Polished Nickel	\$ 586
MT5432-NL/ULB	Unlacquered Brass	\$ 430
MT5432-NL/VB	Venetian Bronze	\$ 684

Group 1 Finishes

All Group 1 Finishes	\$ 814
----------------------	--------

Group 2 Finishes

All Group 2 Finishes	\$ 1056
----------------------	---------

1/2" Compression (5/8" O.D.) Inlet x 3/8" O.D. Compression Outlet



Brass Oval Handle with 1/4 Turn Ball Valve - Lead Free

(Straight - P-Trap 1-1/2" x 1-1/2")

**1/2" Compression (5/8" O.D.) Inlet x
3/8" O.D. Compression Outlet**



Oval Handle (valve MT410-NL)

MT4421-NL

Complete Lavatory Supply Kits with P-Trap include everything you need to install your bathroom lavatory sink. Our oval handle straight valve is designed for a traditional look.

- 2 - MT410-NL Straight Valves
- 2 - MT432X 3/8" x 20" Rigid Supply Tubes
- 2 - MT441X Sure Grip Flanges
- 1 - MT302X 1-1/2" x 1-1/2" P-Trap
- 1 - MT313X High Box Flange

Standard Finishes

MT4421-NL/BRN	Brushed Nickel	\$ 510
MT4421-NL/CHBRZ	Champagne Bronze	\$ 1158
MT4421-NL/CPB	Polished Chrome	\$ 363
MT4421-NL/MB	Matte Black	\$ 691
MT4421-NL/ORB	Oil Rubbed Bronze	\$ 602
MT4421-NL/PN	Polished Nickel	\$ 510
MT4421-NL/ULB	Unlacquered Brass	\$ 363
MT4421-NL/VB	Venetian Bronze	\$ 602

Group 1 Finishes

All Group 1 Finishes **\$ 691**

Group 2 Finishes

All Group 2 Finishes **\$ 1158**

Notes:



Brass Oval Handle with 1/4 Turn Ball Valve - Lead Free

(Sweat - Angle - P-Trap 1-1/2" x 1-1/2")

Oval Handle (valve MT316-NL)

MT4422-NL

Complete Lavatory Supply Kits with P-Trap include everything you need to install your bathroom lavatory sink. This angle sweat valve is traditionally styled with a brass oval handle.

- 2 - MT316-NL Angle Sweat Valves
- 2 - MT432X 3/8" x 20" Rigid Supply Tubes
- 1 - MT302X 1-1/2" x 1-1/2" P-Trap
- 1 - MT313X High Box Flange

Standard Finishes

MT4422-NL/BRN	Brushed Nickel	\$ 558
MT4422-NL/CHBRZ	Champagne Bronze	\$ 893
MT4422-NL/CPB	Polished Chrome	\$ 440
MT4422-NL/MB	Matte Black	\$ 698
MT4422-NL/ORB	Oil Rubbed Bronze	\$ 639
MT4422-NL/PN	Polished Nickel	\$ 558
MT4422-NL/ULB	Unlacquered Brass	\$ 440
MT4422-NL/VB	Venetian Bronze	\$ 639

Group 1 Finishes

All Group 1 Finishes	\$ 698
----------------------	--------

Group 2 Finishes

All Group 2 Finishes	\$ 893
----------------------	--------

1/2" Compression (5/8" O.D.) Inlet x 3/8" O.D. Compression Outlet



Brass Oval Handle with 1/4 Turn Ball Valve - Lead Free

(Sweat - Straight - P-Trap 1-1/2" x 1-1/2")

Oval Handle (valve MT317-NL)

MT4423-NL

Complete Lavatory Supply Kits with P-Trap include everything you need to install your bathroom lavatory sink. This straight sweat valve is traditionally styled with a brass oval handle.

- 2 - MT317-NL Straight Sweat Valves
- 2 - MT432X 3/8" x 20" Rigid Supply Tubes
- 1 - MT302X 1-1/2" x 1-1/2" P-Trap
- 1 - MT313X High Box Flange

Standard Finishes

MT4423-NL/BRN	Brushed Nickel	\$ 553
MT4423-NL/CHBRZ	Champagne Bronze	\$ 911
MT4423-NL/CPB	Polished Chrome	\$ 412
MT4423-NL/MB	Matte Black	\$ 711
MT4423-NL/ORB	Oil Rubbed Bronze	\$ 665
MT4423-NL/PN	Polished Nickel	\$ 553
MT4423-NL/ULB	Unlacquered Brass	\$ 412
MT4423-NL/VB	Venetian Bronze	\$ 665

Group 1 Finishes

All Group 1 Finishes	\$ 711
----------------------	--------

Group 2 Finishes

All Group 2 Finishes	\$ 911
----------------------	--------

1/2" Copper Sweat Inlet x 3/8" O.D. Compression Outlet



**Brass Oval Handle with 1/4 Turn Ball Valve - Lead Free**

(Angle - New England/Massachusetts P-Trap)

**1/2" Compression (5/8" O.D.) Inlet x
3/8" O.D. Compression Outlet****Oval Handle (valve MT403-NL)****MT403MASS-NL**

Complete Lavatory Supply Kits with New England/Massachusetts P-Trap include everything you need to install your bathroom lavatory sink. Our oval handle angle valve is designed for a traditional look.

- 2 - MT403-NL Angle Valves
- 2 - MT432X 3/8" x 20" Rigid Supply Tubes
- 2 - MT441X Sure Grip Flanges
- 1 - MT304X 1-1/4" x 1-1/2" x 11" P-Trap

Standard Finishes

MT403MASS-NL/BRN	Brushed Nickel	\$ 552
MT403MASS-NL/CHBRZ	Champagne Bronze	\$ 1015
MT403MASS-NL/CPB	Polished Chrome	\$ 421
MT403MASS-NL/MB	Matte Black	\$ 755
MT403MASS-NL/ORB	Oil Rubbed Bronze	\$ 627
MT403MASS-NL/PN	Polished Nickel	\$ 552
MT403MASS-NL/ULB	Unlacquered Brass	\$ 421
MT403MASS-NL/VB	Venetian Bronze	\$ 627

Group 1 Finishes

All Group 1 Finishes	\$ 755
----------------------	---------------

Group 2 Finishes

All Group 2 Finishes	\$ 1015
----------------------	----------------

Brass Oval Handle with 1/4 Turn Ceramic Disc Cartridge Valve - Lead Free

(Angle - New England/Massachusetts P-Trap)

Oval Handle (valve MT6003-NL)**MT3043-NL**

Complete Lavatory Supply Kits with New England/Massachusetts P-Trap include everything you need to install your bathroom lavatory sink. Our deluxe brass oval handle angle valve blends with traditional or contemporary fixtures.

- 2 - MT6003-NL Angle Valves
- 2 - MT432X 3/8" x 20" Rigid Supply Tubes
- 2 - MT441X Sure Grip Flanges
- 1 - MT304X 1-1/4" x 1-1/2" x 11" P-Trap

Standard Finishes


MT3043-NL/BRN	Brushed Nickel	\$ 585
MT3043-NL/CHBRZ	Champagne Bronze	\$ 1188
MT3043-NL/CPB	Polished Chrome	\$ 468
MT3043-NL/MB	Matte Black	\$ 884
MT3043-NL/ORB	Oil Rubbed Bronze	\$ 681
MT3043-NL/PN	Polished Nickel	\$ 585
MT3043-NL/ULB	Unlaquered Brass	\$ 468
MT3043-NL/VB	Venetian Bronze	\$ 681

Group 1 Finishes

All Group 1 Finishes	\$ 884
----------------------	---------------

Group 2 Finishes

All Group 2 Finishes	\$ 1188
----------------------	----------------


**1/2" Compression (5/8" O.D.) Inlet x
3/8" O.D. Compression Outlet**



Brass Cross Handle with 1/4 Turn Ball Valve - Lead Free

(Angle - New England/Massachusetts P-Trap)

**1/2" Compression (5/8" O.D.) Inlet x
3/8" O.D. Compression Outlet**



Lavatory Supply Kit - New England Trap Mini Cross Handle (valve MT621-NL)

MT621MASS-NL

Complete Lavatory Supply Kits with New England/Massachusetts P-Trap include everything you need to install your bathroom lavatory sink. Our cross handle angle valve is designed for a traditional look.

- 2 - MT621-NL Angle Valves
- 2 - MT432X 3/8" x 20" Rigid Supply Tubes
- 2 - MT441X Sure Grip Flanges
- 1 - MT304X 1-1/4" x 1-1/2" x 11" P-Trap

Standard Finishes

MT621MASS-NL/BRN	Brushed Nickel	\$ 598
MT621MASS-NL/CHBRZ	Champagne Bronze	\$ 1084
MT621MASS-NL/CPB	Polished Chrome	\$ 442
MT621MASS-NL/MB	Matte Black	\$ 813
MT621MASS-NL/ORB	Oil Rubbed Bronze	\$ 673
MT621MASS-NL/PN	Polished Nickel	\$ 598
MT621MASS-NL/ULB	Unlacquered Brass	\$ 442
MT621MASS-NL/VB	Venetian Bronze	\$ 673

Group 1 Finishes

All Group 1 Finishes	\$ 813
----------------------	--------

Group 2 Finishes

All Group 2 Finishes	\$ 1084
----------------------	---------

Brass Cross Handle with 1/4 Turn Ceramic Disc Cartridge Valve - No Lead

(Angle - New England/Massachusetts P-Trap)

Cross Handle (valve MT4003X-NL)

MT3042-NL

Complete Lavatory Supply Kits with New England/Massachusetts P-Trap include everything you need to install your bathroom lavatory sink. Our cross handle angle valve is designed for a traditional look.

- 2 - MT4003X-NL Angle Valves
- 2 - MT432X 3/8" x 20" Rigid Supply Tubes
- 2 - MT441X Sure Grip Flanges
- 1 - MT304X 1-1/4" x 1-1/2" x 11" P-Trap

Standard Finishes

MT3042-NL/BRN	Brushed Nickel	\$ 729
MT3042-NL/CHBRZ	Champagne Bronze	\$ 1238
MT3042-NL/CPB	Polished Chrome	\$ 522
MT3042-NL/MB	Matte Black	\$ 922
MT3042-NL/ORB	Oil Rubbed Bronze	\$ 802
MT3042-NL/PN	Polished Nickel	\$ 729
MT3042-NL/ULB	Unlacquered Brass	\$ 522
MT3042-NL/VB	Venetian Bronze	\$ 802

Group 1 Finishes

All Group 1 Finishes	\$ 922
----------------------	--------

Group 2 Finishes


All Group 2 Finishes	\$ 1238
----------------------	---------

**1/2" Compression (5/8" O.D.) Inlet x
3/8" O.D. Compression Outlet**



**Brass Cross Handle with 1/4 Turn Ceramic Disc Cartridge Valve - Lead Free**

(Angle - New England/Massachusetts P-Trap)

1/2" Compression (5/8" O.D.) Inlet x 3/8" O.D. Compression Outlet**Cross Handle (valve MT4004X-NL)****MT3044-NL**

Complete Lavatory Supply Kits with New England/Massachusetts P-Trap include everything you need to install your bathroom lavatory sink. Our deluxe cross handle angle valve and flange is designed for a very traditional look.

- 2 - MT4004X-NL Angle Valves
- 2 - MT432X 3/8" x 20" Rigid Supply Tubes
- 1 - MT304X 1-1/4" x 1-1/2" x 11" P-Trap

Standard Finishes

MT3044-NL/BRN	Brushed Nickel	\$ 864
MT3044-NL/CHBRZ	Champagne Bronze	\$ 1444
MT3044-NL/CPB	Polished Chrome	\$ 630
MT3044-NL/MB	Matte Black	\$ 1093
MT3044-NL/ORB	Oil Rubbed Bronze	\$ 975
MT3044-NL/PN	Polished Nickel	\$ 864
MT3044-NL/ULB	Unlaquered Brass	\$ 630
MT3044-NL/VB	Venetian Bronze	\$ 975

Group 1 Finishes

All Group 1 Finishes	\$ 1093
----------------------	---------

Group 2 Finishes

All Group 2 Finishes	\$ 1444
----------------------	---------

Contemporary Lever Handle with 1/4 Turn Ceramic Disc Cartridge Valve - Lead Free (Angle - New England/Massachusetts P-Trap)**Lever Handle (valve MT5003L-NL)****MT3041-NL**

Complete Lavatory Supply Kits with New England/Massachusetts P-Trap include everything you need to install your bathroom lavatory sink. Our lever handle angle valve is designed for a contemporary look.

- 2 - MT5003L-NL Angle Valves
- 2 - MT432X 3/8" x 20" Rigid Supply Tubes
- 2 - MT441X Sure Grip Flanges
- 1 - MT304X 1-1/4" x 1-1/2" x 11" P-Trap

Standard Finishes


MT3041-NL/BRN	Brushed Nickel	\$ 673
MT3041-NL/CHBRZ	Champagne Bronze	\$ 1206
MT3041-NL/CPB	Polished Chrome	\$ 475
MT3041-NL/MB	Matte Black	\$ 918
MT3041-NL/ORB	Oil Rubbed Bronze	\$ 773
MT3041-NL/PN	Polished Nickel	\$ 673
MT3041-NL/ULB	Unlaquered Brass	\$ 475
MT3041-NL/VB	Venetian Bronze	\$ 773

Group 1 Finishes

All Group 1 Finishes	\$ 918
----------------------	--------

Group 2 Finishes

All Group 2 Finishes	\$ 1206
----------------------	---------

1/2" Compression (5/8" O.D.) Inlet x 3/8" O.D. Compression Outlet



(Angle - New England/Massachusetts P-Trap)

MT521MASS-NL

Complete Lavatory Supply Kits with New England/
Massachusetts P-Trap include everything you need to
install your bathroom lavatory sink. Our lever handle
angle valve is designed for a contemporary look.

- 2 - MT521-NL Angle Valves
- 2 - MT432X 3/8" x 20" Rigid Supply Tubes
- 2 - MT441X Sure Grip Flanges
- 1 - MT304X 1-1/4" x 1-1/2" x 11" P-Trap

MT521MASS-NL/BRN	Brushed Nickel	\$ 598
MT521MASS-NL/CHBRZ	Champagne Bronze	\$ 1084
MT521MASS-NL/CPB	Polished Chrome	\$ 442
MT521MASS-NL/MB	Matte Black	\$ 813
MT521MASS-NL/ORB	Oil Rubbed Bronze	\$ 673
MT521MASS-NL/PN	Polished Nickel	\$ 598
MT521MASS-NL/ULB	Unlacquered Brass	\$ 442
MT521MASS-NL/VB	Venetian Bronze	\$ 673

Group 1 Finishes

All Group 1 Finishes **\$ 813**

Group 2 Finishes

All Group 2 Finishes **\$ 1084**

Notes:

**Brass Oval Handle with 1/4 Turn Ball Valve - Lead Free**

(Angle - New England/Massachusetts P-Trap)

Oval Handle (valve MT401-NL)**MT401MASS-NL**

Complete Lavatory Supply Kits with New England/Massachusetts P-Trap include everything you need to install your bathroom lavatory sink. Our oval handle angle valve is designed for a traditional look.

- 2 - MT401-NL Angle Valves
- 2 - MT432X 3/8" x 20" Rigid Supply Tubes
- 2 - MT450X 1/2" x 4" Pipe Nipples
- 2 - MT442X Sure Grip Flanges
- 1 - MT304X 1-1/4" x 1-1/2" x 11" P-Trap

Standard Finishes


MT401MASS-NL/BRN	Brushed Nickel	\$ 656
MT401MASS-NL/CHBRZ	Champagne Bronze	\$ 1173
MT401MASS-NL/CPB	Polished Chrome	\$ 490
MT401MASS-NL/MB	Matte Black	\$ 842
MT401MASS-NL/ORB	Oil Rubbed Bronze	\$ 729
MT401MASS-NL/PN	Polished Nickel	\$ 656
MT401MASS-NL/ULB	Unlacquered Brass	\$ 490
MT401MASS-NL/VB	Venetian Bronze	\$ 729

Group 1 Finishes

All Group 1 Finishes	\$ 842
----------------------	--------

Group 2 Finishes

All Group 2 Finishes	\$ 1173
----------------------	---------

1/2" Female IPS Inlet x 3/8" O.D. Compression Outlet**Brass Oval Handle with 1/4 Turn Ceramic Disc Cartridge Valve - Lead Free**

(Angle - New England/Massachusetts P-Trap)

Oval Handle (valve MT6001-NL)**MT3047-NL**

Complete Lavatory Supply Kits with New England/Massachusetts P-Trap include everything you need to install your bathroom lavatory sink. Our deluxe brass oval handle angle valve blends with traditional or contemporary fixtures.

- 2 - MT6001-NL Angle Valves
- 2 - MT432X 3/8" x 20" Rigid Supply Tubes
- 2 - MT450X 1/2" x 4" Pipe Nipples
- 2 - MT442X Sure Grip Flanges
- 1 - MT304X 1-1/4" x 1-1/2" x 11" P-Trap

Standard Finishes


MT3047-NL/BRN	Brushed Nickel	\$ 689
MT3047-NL/CHBRZ	Champagne Bronze	\$ 1415
MT3047-NL/CPB	Polished Chrome	\$ 540
MT3047-NL/MB	Matte Black	\$ 1025
MT3047-NL/ORB	Oil Rubbed Bronze	\$ 791
MT3047-NL/PN	Polished Nickel	\$ 689
MT3047-NL/ULB	Unlacquered Brass	\$ 540
MT3047-NL/VB	Venetian Bronze	\$ 791

Group 1 Finishes

All Group 1 Finishes	\$ 1025
----------------------	---------

Group 2 Finishes

All Group 2 Finishes	\$ 1415
----------------------	---------


1/2" Female IPS Inlet x 3/8" O.D. Compression Outlet



Brass Cross Handle with 1/4 Turn Ball Valve - Lead Free

(Angle - New England/Massachusetts P-Trap)

1/2" Female IPS Inlet x 3/8" O.D. Compression Outlet



Cross Handle (valve MT616-NL)

MT616MASS-NL

Complete Lavatory Supply Kits with New England/Massachusetts P-Trap include everything you need to install your bathroom lavatory sink. Our cross handle angle valve is designed for a traditional look.

- 2 - MT616-NL Angle Valves
- 2 - MT432X 3/8" x 20" Rigid Supply Tubes
- 2 - MT450X 1/2" x 4" Pipe Nipples
- 2 - MT442X Sure Grip Flanges
- 1 - MT304X 1-1/4" x 1-1/2" x 11" P-Trap

Standard Finishes

MT616MASS-NL/BRN	Brushed Nickel	\$ 702
MT616MASS-NL/CHBRZ	Champagne Bronze	\$ 1310
MT616MASS-NL/CPB	Polished Chrome	\$ 515
MT616MASS-NL/MB	Matte Black	\$ 955
MT616MASS-NL/ORB	Oil Rubbed Bronze	\$ 783
MT616MASS-NL/PN	Polished Nickel	\$ 702
MT616MASS-NL/ULB	Unlacquered Brass	\$ 515
MT616MASS-NL/VB	Venetian Bronze	\$ 783

Group 1 Finishes

All Group 1 Finishes	\$ 955
----------------------	--------

Group 2 Finishes

All Group 2 Finishes	\$ 1310
----------------------	---------

Brass Cross Handle with 1/4 Turn Ceramic Disc Cartridge Valve - Lead Free

(Angle - New England/Massachusetts P-Trap)

Cross Handle (valve MT4001X-NL)

MT3046-NL

Complete Lavatory Supply Kits with New England/Massachusetts P-Trap include everything you need to install your bathroom lavatory sink. Our cross handle angle valve is designed for a traditional look.

- 2 - MT4001X-NL Angle Valves
- 2 - MT432X 3/8" x 20" Rigid Supply Tubes
- 2 - MT450X 1/2" x 4" Pipe Nipples
- 2 - MT442X Sure Grip Flanges
- 1 - MT304X 1-1/4" x 1-1/2" x 11" P-Trap

Standard Finishes

MT3046-NL/BRN	Brushed Nickel	\$ 832
MT3046-NL/CHBRZ	Champagne Bronze	\$ 1465
MT3046-NL/CPB	Polished Chrome	\$ 594
MT3046-NL/MB	Matte Black	\$ 1064
MT3046-NL/ORB	Oil Rubbed Bronze	\$ 912
MT3046-NL/PN	Polished Nickel	\$ 832
MT3046-NL/ULB	Unlacquered Brass	\$ 594
MT3046-NL/VB	Venetian Bronze	\$ 912


Group 1 Finishes

All Group 1 Finishes	\$ 1064
----------------------	---------

Group 2 Finishes


All Group 2 Finishes	\$ 1465
----------------------	---------

1/2" Female IPS Inlet x 3/8" O.D. Compression Outlet



Contemporary Lever Handle with 1/4 Turn Ceramic Disc Cartridge Valve - Lead Free (Angle - New England/Massachusetts P-Trap)

**1/2" Female IPS Inlet x 3/8"
O.D. Compression Outlet**



Lever Handle (valve MT5001L-NL)

MT3045-NL

Complete Lavatory Supply Kits with New England/
Massachusetts P-Trap include everything you need to
install your bathroom lavatory sink. Our lever handle
angle valve is designed for a contemporary look.

- 2 - MT5001L-NL Angle Valves
- 2 - MT432X 3/8" x 20" Rigid Supply Tubes
- 2 - MT450X 1/2" x 4" Pipe Nipples
- 2 - MT442X Sure Grip Flanges
- 1 - MT304X 1-1/4" x 1-1/2" x 11" P-Trap

Standard Finishes

MT3045-NL/BRN	Brushed Nickel	\$ 776
MT3045-NL/CHBRZ	Champagne Bronze	\$ 1366
MT3045-NL/CPB	Polished Chrome	\$ 547
MT3045-NL/MB	Matte Black	\$ 1059
MT3045-NL/ORB	Oil Rubbed Bronze	\$ 883
MT3045-NL/PN	Polished Nickel	\$ 776
MT3045-NL/ULB	Unlacquered Brass	\$ 547
MT3045-NL/VB	Venetian Bronze	\$ 883

Group 1 Finishes

All Group 1 Finishes **\$ 1059**

Group 2 Finishes

All Group 2 Finishes **\$ 1366**

Notes:



**Brass Oval Handle with 1/4 Turn Ball Valve - Lead Free**

(Sweat - Angle - New England/Massachusetts P-Trap)

Oval Handle (valve MT316-NL)**MT316MASS-NL**

Complete Lavatory Supply Kits with New England/Massachusetts P-Trap include everything you need to install your bathroom lavatory sink. This angle sweat valve is traditionally styled with a brass oval handle.

- 2 - MT316-NL Angle Sweat Valves
- 2 - MT432X 3/8" x 20" Rigid Supply Tubes
- 1 - MT304X 1-1/4" x 1-1/2" x 11" P-Trap

Standard Finishes


MT316MASS-NL/BRN	Brushed Nickel	\$ 571
MT316MASS-NL/CHBRZ	Champagne Bronze	\$ 921
MT316MASS-NL/CPB	Polished Chrome	\$ 452
MT316MASS-NL/MB	Matte Black	\$ 697
MT316MASS-NL/ORB	Oil Rubbed Bronze	\$ 629
MT316MASS-NL/PN	Polished Nickel	\$ 568
MT316MASS-NL/ULB	Unlacquered Brass	\$ 452
MT316MASS-NL/VB	Venetian Bronze	\$ 629

Group 1 Finishes

All Group 1 Finishes	\$ 593
----------------------	--------

Group 2 Finishes

All Group 2 Finishes	\$ 921
----------------------	--------

1/2" Copper Sweat Inlet x 3/8" O.D. Compression Outlet**Brass Oval Handle with 1/4 Turn Ceramic Disc Cartridge Valve - Lead Free**

(Sweat - Angle - New England/Massachusetts P-Trap)

Oval Handle (valve MT6160-NL)**MT9120-NL**

Complete Lavatory Supply Kits with New England/Massachusetts P-Trap include everything you need to install your bathroom lavatory sink. This angle sweat valve blends with traditional or contemporary fixtures and features an oval handle.

- 2 - MT6160-NL Angle Sweat Valves
- 2 - MT432X 3/8" x 20" Rigid Supply Tubes
- 1 - MT304X 1-1/4" x 1-1/2" x 11" P-Trap

Standard Finishes


MT9120-NL/BRN	Brushed Nickel	\$ 765
MT9120-NL/CHBRZ	Champagne Bronze	\$ 1312
MT9120-NL/CPB	Polished Chrome	\$ 567
MT9120-NL/MB	Matte Black	\$ 990
MT9120-NL/ORB	Oil Rubbed Bronze	\$ 890
MT9120-NL/PN	Polished Nickel	\$ 765
MT9120-NL/ULB	Unlacquered Brass	\$ 567
MT9120-NL/VB	Venetian Bronze	\$ 890

Group 1 Finishes

All Group 1 Finishes	\$ 990
----------------------	--------

Group 2 Finishes

All Group 2 Finishes	\$ 1312
----------------------	---------


1/2" Copper Sweat Inlet x 3/8" O.D. Compression Outlet



Brass Cross Handle with 1/4 Turn Ball Valve - Lead Free

(Sweat - Angle - New England/Massachusetts P-Trap)

1/2" Copper Sweat Inlet x 3/8" O.D. Compression Outlet



Cross Handle (valve MT629-NL)

MT629MASS-NL

Complete Lavatory Supply Kits with New England/Massachusetts P-Trap include everything you need to install your bathroom lavatory sink. This angle sweat valve is traditionally styled with a mini cross handle.

- 2 - MT629-NL Angle Sweat Valves
- 2 - MT432X 3/8" x 20" Rigid Supply Tubes
- 1 - MT304X 1-1/4" x 1-1/2" x 11" P-Trap

Standard Finishes

MT629MASS-NL/BRN	Brushed Nickel	\$ 565
MT629MASS-NL/CHBRZ	Champagne Bronze	\$ 921
MT629MASS-NL/CPB	Polished Chrome	\$ 452
MT629MASS-NL/MB	Matte Black	\$ 697
MT629MASS-NL/ORB	Oil Rubbed Bronze	\$ 629
MT629MASS-NL/PN	Polished Nickel	\$ 565
MT629MASS-NL/ULB	Unlacquered Brass	\$ 452
MT629MASS-NL/VB	Venetian Bronze	\$ 629

Group 1 Finishes

All Group 1 Finishes	\$ 697
----------------------	--------

Group 2 Finishes

All Group 2 Finishes	\$ 921
----------------------	--------

Brass Cross Handle with 1/4 Turn Ceramic Disc Cartridge Valve - Lead Free

(Sweat - Angle - New England/Massachusetts P-Trap)

Cross Handle (valve MT416X-NL)

MT8120X-NL

Complete Lavatory Supply Kits with New England/Massachusetts P-Trap include everything you need to install your bathroom lavatory sink. This angle sweat valve is traditionally styled with a cross handle.

- 2 - MT416X-NL Angle Sweat Valves
- 2 - MT432X 3/8" x 20" Rigid Supply Tubes
- 1 - MT304X 1-1/4" x 1-1/2" x 11" P-Trap

Standard Finishes

MT8120X-NL/BRN	Brushed Nickel	\$ 767
MT8120X-NL/CHBRZ	Champagne Bronze	\$ 1276
MT8120X-NL/CPB	Polished Chrome	\$ 601
MT8120X-NL/MB	Matte Black	\$ 965
MT8120X-NL/ORB	Oil Rubbed Bronze	\$ 867
MT8120X-NL/PN	Polished Nickel	\$ 767
MT8120X-NL/ULB	Unlacquered Brass	\$ 601
MT8120X-NL/VB	Venetian Bronze	\$ 867


Group 1 Finishes

All Group 1 Finishes	\$ 965
----------------------	--------

Group 2 Finishes


All Group 2 Finishes	\$ 1276
----------------------	---------

1/2" Copper Sweat Inlet x 3/8" O.D. Compression Outlet



**Brass Cross Handle with 1/4 Turn Ceramic Disc Cartridge Valve - Lead Free**

(Sweat - Angle - New England/Massachusetts P-Trap)

Cross Handle (valve MT4006X-NL)**1/2" Copper Sweat Inlet x 3/8" O.D. Compression Outlet****MT8121X-NL**

Complete Lavatory Supply Kits with New England/Massachusetts P-Trap include everything you need to install your bathroom lavatory sink. This angle sweat valve is traditionally styled with a deluxe cross handle.

- 2 - MT4006X-NL Angle Sweat Valves
- 2 - MT432X 3/8" x 20" Rigid Supply Tubes
- 1 - MT304X 1-1/4" x 1-1/2" x 11" P-Trap

Standard Finishes

MT8121X-NL/BRN	Brushed Nickel	\$ 846
MT8121X-NL/CHBRZ	Champagne Bronze	\$ 1375
MT8121X-NL/CPB	Polished Chrome	\$ 612
MT8121X-NL/MB	Matte Black	\$ 1039
MT8121X-NL/ORB	Oil Rubbed Bronze	\$ 928
MT8121X-NL/PN	Polished Nickel	\$ 846
MT8121X-NL/ULB	Unlacquered Brass	\$ 612
MT8121X-NL/VB	Venetian Bronze	\$ 928

Group 1 Finishes

All Group 1 Finishes	\$ 1039
----------------------	---------

Group 2 Finishes

All Group 2 Finishes	\$ 1375
----------------------	---------

Contemporary Lever Handle with 1/4 Turn Ceramic Disc Cartridge Valve - Lead Free (Sweat - Angle - New England/Massachusetts P-Trap)**Lever Handle (valve MT516L-NL)****MT5170L-NL**

Complete Lavatory Supply Kits with New England/Massachusetts P-Trap include everything you need to install your bathroom lavatory sink. This angle sweat valve is a contemporary styled valve with a lever handle for a contemporary look.

- 2 - MT516L-NL Angle Sweat Valves
- 2 - MT432X 3/8" x 20" Rigid Supply Tubes
- 1 - MT304X 1-1/4" x 1-1/2" x 11" P-Trap

Standard Finishes


MT5170L-NL/BRN	Brushed Nickel	\$ 776
MT5170L-NL/CHBRZ	Champagne Bronze	\$ 1222
MT5170L-NL/CPB	Polished Chrome	\$ 565
MT5170L-NL/MB	Matte Black	\$ 1032
MT5170L-NL/ORB	Oil Rubbed Bronze	\$ 905
MT5170L-NL/PN	Polished Nickel	\$ 776
MT5170L-NL/ULB	Unlacquered Brass	\$ 565
MT5170L-NL/VB	Venetian Bronze	\$ 905

Group 1 Finishes

All Group 1 Finishes	\$ 1032
----------------------	---------

Group 2 Finishes

All Group 2 Finishes	\$ 1222
----------------------	---------

1/2" Copper Sweat Inlet x 3/8" O.D. Compression Outlet



Brass Cross Handle with 1/4 Turn Ball Valve - Lead Free

(Sweat - Straight - New England/Massachusetts P-Trap)

1/2" Copper Sweat Inlet x 3/8" O.D. Compression Outlet



Cross Handle (valve MT631-NL)

MT631MASS-NL

Complete Lavatory Supply Kits with New England/Massachusetts P-Trap include everything you need to install your bathroom lavatory sink. This straight sweat valve is traditionally styled with a mini cross handle.

- 2 - MT631-NL Straight Sweat Valves
- 2 - MT432X 3/8" x 20" Rigid Supply Tubes
- 1 - MT304X 1-1/4" x 1-1/2" x 11" P-Trap

Standard Finishes

MT631MASS-NL/BRN	Brushed Nickel	\$ 646
MT631MASS-NL/CHBRZ	Champagne Bronze	\$ 1146
MT631MASS-NL/CPB	Polished Chrome	\$ 525
MT631MASS-NL/MB	Matte Black	\$ 877
MT631MASS-NL/ORB	Oil Rubbed Bronze	\$ 746
MT631MASS-NL/PN	Polished Nickel	\$ 646
MT631MASS-NL/ULB	Unlacquered Brass	\$ 525
MT631MASS-NL/VB	Venetian Bronze	\$ 746

Group 1 Finishes

All Group 1 Finishes	\$ 877
----------------------	--------

Group 2 Finishes

All Group 2 Finishes	\$ 1146
----------------------	---------

Brass Oval Handle with 1/4 Turn Ball Valve - Lead Free

(Sweat - Straight - New England/Massachusetts P-Trap)

Oval Handle (valve MT317-NL)

MT317MASS-NL

Complete Lavatory Supply Kits with New England/Massachusetts P-Trap include everything you need to install your bathroom lavatory sink. This straight sweat valve is traditionally styled with a brass oval handle.

- 2 - MT317-NL Straight Sweat Valves
- 2 - MT432X 3/8" x 20" Rigid Supply Tubes
- 1 - MT304X 1-1/4" x 1-1/2" x 11" P-Trap

Standard Finishes

MT317MASS-NL/BRN	Brushed Nickel	\$ 596
MT317MASS-NL/CHBRZ	Champagne Bronze	\$ 955
MT317MASS-NL/CPB	Polished Chrome	\$ 450
MT317MASS-NL/MB	Matte Black	\$ 751
MT317MASS-NL/ORB	Oil Rubbed Bronze	\$ 692
MT317MASS-NL/PN	Polished Nickel	\$ 596
MT317MASS-NL/ULB	Unlacquered Brass	\$ 450
MT317MASS-NL/VB	Venetian Bronze	\$ 692

Group 1 Finishes

All Group 1 Finishes	\$ 751
----------------------	--------

Group 2 Finishes

All Group 2 Finishes	\$ 955
----------------------	--------

1/2" Copper Sweat Inlet x 3/8" O.D. Compression Outlet



**Brass Oval Handle with 1/4 Turn Ball Valve - Lead Free**

(Angle - Flat Head Riser Supply Tube)

1/2" Female IPS Inlet x 3/8" O.D. Compression Outlet**Oval Handle (valve MT401-NL)****MT4820BOIPS-NL**

Complete Toilet Supply Kits include everything you need to install your toilet or bidet. Our oval handle angle valve is designed for a traditional look.

- 1 - MT401-NL Angle Valve
- 1 - MT436X 3/8" x 20" Rigid Supply Tube
- 1 - MT450X 1/2" x 4" Pipe Nipple
- 1 - MT442X Sure Grip Flange

Standard Finishes

MT4820BOIPS-NL/BRN	Brushed Nickel	\$ 229
MT4820BOIPS-NL/CHBRZ	Champagne Bronze	\$ 393
MT4820BOIPS-NL/CPB	Polished Chrome	\$ 163
MT4820BOIPS-NL/MB	Matte Black	\$ 280
MT4820BOIPS-NL/ORB	Oil Rubbed Bronze	\$ 244
MT4820BOIPS-NL/PN	Polished Nickel	\$ 229
MT4820BOIPS-NL/ULB	Unlacquered Brass	\$ 163
MT4820BOIPS-NL/VB	Venetian Bronze	\$ 244

Group 1 Finishes

All Group 1 Finishes	\$ 280
----------------------	---------------

Group 2 Finishes

All Group 2 Finishes	\$ 393
----------------------	---------------

Oval Handle (valve MT403-NL)**MT4820BO-NL**

Complete Toilet Supply Kits include everything you need to install your toilet or bidet. Our oval handle angle valve is designed for a traditional look.

- 1 - MT403-NL Angle Valve
- 1 - MT436X 3/8" x 20" Rigid Supply Tube
- 1 - MT441X Sure Grip Flange

Standard Finishes

MT4820BO-NL/BRN	Brushed Nickel	\$ 177
MT4820BO-NL/CHBRZ	Champagne Bronze	\$ 314
MT4820BO-NL/CPB	Polished Chrome	\$ 129
MT4820BO-NL/MB	Matte Black	\$ 236
MT4820BO-NL/ORB	Oil Rubbed Bronze	\$ 193
MT4820BO-NL/PN	Polished Nickel	\$ 177
MT4820BO-NL/ULB	Unlacquered Brass	\$ 129
MT4820BO-NL/VB	Venetian Bronze	\$ 193

Group 1 Finishes

All Group 1 Finishes	\$ 236
----------------------	---------------

Group 2 Finishes

All Group 2 Finishes	\$ 314
----------------------	---------------

1/2" Compression (5/8" O.D.) Inlet x 3/8" O.D. Compression Outlet



Brass Oval Handle with 1/4 Turn Ceramic Disc Cartridge Valve - Lead Free

(Angle - Flat Head Riser Supply Tube)

1/2" Female IPS Inlet x 3/8" O.D. Compression Outlet



Oval Handle (valve MT6001-NL)

MT6800-NL

Complete Toilet Supply Kits include everything you need to install your toilet or bidet. Our deluxe brass oval handle angle valve blends with traditional or contemporary fixtures.

- 1 - MT6001-NL Angle Valve
- 1 - MT436X 3/8" x 20" Rigid Supply Tube
- 1 - MT450X 1/2" x 4" Pipe Nipple
- 1 - MT442X Sure Grip Flange

Standard Finishes

MT6800-NL/BRN	Brushed Nickel	\$ 234
MT6800-NL/CHBRZ	Champagne Bronze	\$ 483
MT6800-NL/CPB	Polished Chrome	\$ 180
MT6800-NL/MB	Matte Black	\$ 356
MT6800-NL/ORB	Oil Rubbed Bronze	\$ 263
MT6800-NL/PN	Polished Nickel	\$ 234
MT6800-NL/ULB	Unlacquered Brass	\$ 180
MT6800-NL/VB	Venetian Bronze	\$ 263

Group 1 Finishes

All Group 1 Finishes	\$ 356
----------------------	--------

Group 2 Finishes

All Group 2 Finishes	\$ 483
----------------------	--------

Oval Handle (valve MT6003-NL)

MT6820-NL

Complete Toilet Supply Kits include everything you need to install your toilet or bidet. Our deluxe brass oval handle angle valve blends with traditional or contemporary fixtures.

- 1 - MT6003-NL Angle Valve
- 1 - MT436X 3/8" x 20" Rigid Supply Tube
- 1 - MT441X Sure Grip Flange

Standard Finishes

MT6820-NL/BRN	Brushed Nickel	\$ 182
MT6820-NL/CHBRZ	Champagne Bronze	\$ 384
MT6820-NL/CPB	Polished Chrome	\$ 165
MT6820-NL/MB	Matte Black	\$ 285
MT6820-NL/ORB	Oil Rubbed Bronze	\$ 208
MT6820-NL/PN	Polished Nickel	\$ 182
MT6820-NL/ULB	Unlacquered Brass	\$ 165
MT6820-NL/VB	Venetian Bronze	\$ 208

Group 1 Finishes

All Group 1 Finishes	\$ 285
----------------------	--------

Group 2 Finishes

All Group 2 Finishes	\$ 384
----------------------	--------

1/2" Compression (5/8" O.D.) Inlet x 3/8" O.D. Compression Outlet






Brass Cross Handle with 1/4 Turn Ball Valve - Lead Free

(Angle - Flat Head Riser Supply Tube)

1/2" Female IPS Inlet x 3/8" O.D. Compression Outlet



Cross Handle (valve MT616-NL)

MT483BX-NL

Complete Toilet Supply Kits include everything you need to install your toilet or bidet. Our cross handle angle valve is designed for a traditional look.

- 1 - MT616-NL Angle Valve
- 1 - MT436X 3/8" x 20" Rigid Supply Tube
- 1 - MT450X 1/2" x 4" Pipe Nipple
- 1 - MT442X Sure Grip Flange

Standard Finishes

MT483BX-NL/BRN	Brushed Nickel	\$ 252
MT483BX-NL/CHBRZ	Champagne Bronze	\$ 462
MT483BX-NL/CPB	Polished Chrome	\$ 176
MT483BX-NL/MB	Matte Black	\$ 336
MT483BX-NL/ORB	Oil Rubbed Bronze	\$ 271
MT483BX-NL/PN	Polished Nickel	\$ 252
MT483BX-NL/ULB	Unlacquered Brass	\$ 176
MT483BX-NL/VB	Venetian Bronze	\$ 271

Group 1 Finishes

All Group 1 Finishes	\$ 336
----------------------	--------

Group 2 Finishes

All Group 2 Finishes	\$ 462
----------------------	--------

Cross Handle (valve MT621-NL)

MT482BX-NL

Complete Toilet Supply Kits include everything you need to install your toilet or bidet. Our cross handle angle valve is designed for a traditional look.

- 1 - MT621-NL Angle Valve
- 1 - MT436X 3/8" x 20" Rigid Supply Tube
- 1 - MT441X Sure Grip Flange

Standard Finishes

MT482BX-NL/BRN	Brushed Nickel	\$ 200
MT482BX-NL/CHBRZ	Champagne Bronze	\$ 348
MT482BX-NL/CPB	Polished Chrome	\$ 139
MT482BX-NL/MB	Matte Black	\$ 265
MT482BX-NL/ORB	Oil Rubbed Bronze	\$ 216
MT482BX-NL/PN	Polished Nickel	\$ 200
MT482BX-NL/ULB	Unlacquered Brass	\$ 139
MT482BX-NL/VB	Venetian Bronze	\$ 216

Group 1 Finishes

All Group 1 Finishes	\$ 265
----------------------	--------

Group 2 Finishes

All Group 2 Finishes	\$ 348
----------------------	--------

1/2" Compression (5/8" O.D.) Inlet x 3/8" O.D. Compression Outlet





Brass Cross Handle with 1/4 Turn Ceramic Disc Cartridge Valve - Lead Free (Angle - Flat Head Riser Supply Tube)

1/2" Female IPS Inlet x 3/8" O.D. Compression Outlet



Cross Handle (valve MT4001X-NL)

MT4800X-NL

Complete Toilet Supply Kits include everything you need to install your toilet or bidet. Our cross handle angle valve is designed for a traditional look.

- 1 - MT4001X-NL Angle Valve
- 1 - MT436X 3/8" x 20" Rigid Supply Tube
- 1 - MT450X 1/2" x 4" Pipe Nipple
- 1 - MT442X Sure Grip Flange

Standard Finishes

MT4800X-NL/BRN	Brushed Nickel	\$ 306
MT4800X-NL/CHBRZ	Champagne Bronze	\$ 539
MT4800X-NL/CPB	Polished Chrome	\$ 207
MT4800X-NL/MB	Matte Black	\$ 375
MT4800X-NL/ORB	Oil Rubbed Bronze	\$ 323
MT4800X-NL/PN	Polished Nickel	\$ 306
MT4800X-NL/ULB	Unlacquered Brass	\$ 207
MT4800X-NL/VB	Venetian Bronze	\$ 323

Group 1 Finishes

All Group 1 Finishes	\$ 375
----------------------	--------

Group 2 Finishes

All Group 2 Finishes	\$ 539
----------------------	--------

Cross Handle (valve MT4003X-NL)

MT4820X-NL

Complete Toilet Supply Kits include everything you need to install your toilet or bidet. Our cross handle angle valve is designed for a traditional look.

- 1 - MT4003X-NL Angle Valve
- 1 - MT436X 3/8" x 20" Rigid Supply Tube
- 1 - MT441X Sure Grip Flange

Standard Finishes

MT4820X-NL/BRN	Brushed Nickel	\$ 254
MT4820X-NL/CHBRZ	Champagne Bronze	\$ 409
MT4820X-NL/CPB	Polished Chrome	\$ 171
MT4820X-NL/MB	Matte Black	\$ 304
MT4820X-NL/ORB	Oil Rubbed Bronze	\$ 268
MT4820X-NL/PN	Polished Nickel	\$ 254
MT4820X-NL/ULB	Unlacquered Brass	\$ 171
MT4820X-NL/VB	Venetian Bronze	\$ 268

Group 1 Finishes

All Group 1 Finishes	\$ 304
----------------------	--------

Group 2 Finishes

All Group 2 Finishes	\$ 409
----------------------	--------

1/2" Compression (5/8" O.D.) Inlet x 3/8" O.D. Compression Outlet



**Brass Cross Handle with 1/4 Turn Ceramic Disc Cartridge Valve - Lead Free**

(Angle - Flat Head Riser Supply Tube)

**1/2" Compression (5/8" O.D.) Inlet
x 3/8" O.D. Compression Outlet****Cross Handle (valve MT4004X-NL)****MT4831X-NL**

Complete Toilet Supply Kits include everything you need to install your toilet or bidet. Our deluxe cross handle angle valve and flange is designed for a very traditional look.

- 1 - MT4004X-NL Angle Valve
- 1 - MT436X 3/8" x 20" Rigid Supply Tube

Standard Finishes

MT4831X-NL/BRN	Brushed Nickel	\$ 321
MT4831X-NL/CHBRZ	Champagne Bronze	\$ 529
MT4831X-NL/CPB	Polished Chrome	\$ 225
MT4831X-NL/MB	Matte Black	\$ 390
MT4831X-NL/ORB	Oil Rubbed Bronze	\$ 355
MT4831X-NL/PN	Polished Nickel	\$ 321
MT4831X-NL/ULB	Unlacquered Brass	\$ 225
MT4831X-NL/VB	Venetian Bronze	\$ 355

Group 1 Finishes

All Group 1 Finishes	\$ 390
----------------------	---------------

Group 2 Finishes

All Group 2 Finishes	\$ 529
----------------------	---------------

Contemporary Lever Handle with 1/4 Turn Ceramic Disc Cartridge Valve - Lead Free (Angle - Flat Head Riser Supply Tube)**Lever Handle (valve MT5001L-NL)****MT5800L-NL**

Complete Toilet Supply Kits include everything you need to install your toilet or bidet. Our lever handle angle valve is designed for a contemporary look.

- 1 - MT5001L-NL Angle Valve
- 1 - MT436X 3/8" x 20" Rigid Supply Tube
- 1 - MT450X 1/2" x 4" Pipe Nipple
- 1 - MT442X Sure Grip Flange

Standard Finishes

MT5800L-NL/BRN	Brushed Nickel	\$ 277
MT5800L-NL/CHBRZ	Champagne Bronze	\$ 507
MT5800L-NL/CPB	Polished Chrome	\$ 183
MT5800L-NL/MB	Matte Black	\$ 373
MT5800L-NL/ORB	Oil Rubbed Bronze	\$ 309
MT5800L-NL/PN	Polished Nickel	\$ 277
MT5800L-NL/ULB	Unlacquered Brass	\$ 183
MT5800L-NL/VB	Venetian Bronze	\$ 309

Group 1 Finishes

All Group 1 Finishes	\$ 373
----------------------	---------------

Group 2 Finishes

All Group 2 Finishes	\$ 507
----------------------	---------------

**1/2" Female IPS Inlet x 3/8" O.D.
Compression Outlet**



Contemporary Lever Handle with 1/4 Turn Ceramic Disc Cartridge Valve - Lead Free (Angle - Flat Head Riser Supply Tube)

1/2" Compression (5/8" O.D.) Inlet x 3/8" O.D. Compression Outlet



Lever Handle (valve MT5003L-NL)

MT5820L-NL

Complete Toilet Supply Kits include everything you need to install your toilet or bidet. Our lever handle angle valve is designed for a contemporary look.

- 1 - MT5003L-NL Angle Valve
- 1 - MT436X 3/8" x 20" Rigid Supply Tube
- 1 - MT441X Sure Grip Flange

Standard Finishes

MT5820L-NL/BRN	Brushed Nickel	\$ 226
MT5820L-NL/CHBRZ	Champagne Bronze	\$ 408
MT5820L-NL/CPB	Polished Chrome	\$ 147
MT5820L-NL/MB	Matte Black	\$ 302
MT5820L-NL/ORB	Oil Rubbed Bronze	\$ 254
MT5820L-NL/PN	Polished Nickel	\$ 226
MT5820L-NL/ULB	Unlacquered Brass	\$ 147
MT5820L-NL/VB	Venetian Bronze	\$ 254

Group 1 Finishes

All Group 1 Finishes	\$ 302
----------------------	--------

Group 2 Finishes

All Group 2 Finishes	\$ 408
----------------------	--------

Mini Lever Handle with 1/4 Turn Ball Valve - Lead Free

(Angle - Flat Head Riser Supply Tube)

Lever Handle (valve MT521-NL)

MT482BL-NL

Complete Toilet Supply Kits include everything you need to install your toilet or bidet. Our lever handle angle valve is designed for a contemporary look.

- 1 - MT521-NL Angle Valve
- 1 - MT436X 3/8" x 20" Rigid Supply Tube
- 1 - MT441X Sure Grip Flange

Standard Finishes

MT482BL-NL/BRN	Brushed Nickel	\$ 200
MT482BL-NL/CHBRZ	Champagne Bronze	\$ 348
MT482BL-NL/CPB	Polished Chrome	\$ 139
MT482BL-NL/MB	Matte Black	\$ 265
MT482BL-NL/ORB	Oil Rubbed Bronze	\$ 216
MT482BL-NL/PN	Polished Nickel	\$ 200
MT482BL-NL/ULB	Unlacquered Brass	\$ 139
MT482BL-NL/VB	Venetian Bronze	\$ 216

Group 1 Finishes

All Group 1 Finishes	\$ 265
----------------------	--------

Group 2 Finishes

All Group 2 Finishes	\$ 348
----------------------	--------

1/2" Compression (5/8" O.D.) Inlet x 3/8" O.D. Compression Outlet





Contemporary Round Handle with 1/4 Turn Ceramic Disc Cartridge Valve - Lead Free (Angle - Flat Head Riser Supply Tube)

**1/2" Compression (5/8" O.D.) Inlet
x 3/8" O.D. Compression Outlet**



Round Handle (valve MT6004-NL)

MT6831-NL

Complete Toilet Supply Kits include everything you need to install your toilet or bidet. Our round handle angle valve is designed for a contemporary look.

- 1 - MT6004-NL Angle Valve
- 1 - MT436X 3/8" x 20" Rigid Supply Tube

Standard Finishes

MT6831-NL/BRN	Brushed Nickel	\$ 276
MT6831-NL/CHBRZ	Champagne Bronze	\$ 391
MT6831-NL/CPB	Polished Chrome	\$ 186
MT6831-NL/MB	Matte Black	\$ 348
MT6831-NL/ORB	Oil Rubbed Bronze	\$ 312
MT6831-NL/PN	Polished Nickel	\$ 276
MT6831-NL/ULB	Unlacquered Brass	\$ 186
MT6831-NL/VB	Venetian Bronze	\$ 312

Group 1 Finishes

All Group 1 Finishes	\$ 348
----------------------	--------

Group 2 Finishes

All Group 2 Finishes	\$ 391
----------------------	--------

Contemporary Square Handle with 1/4 Turn Ceramic Disc Cartridge Valve - Lead Free (Angle - Flat Head Riser Supply Tube)

Square Handle (valve MT5004-NL)

MT5831-NL

Complete Toilet Supply Kits include everything you need to install your toilet or bidet. Our square handle angle valve is designed for a contemporary look.

- 1 - MT5004-NL Angle Valve
- 1 - MT436X 3/8" x 20" Rigid Supply Tube

Standard Finishes

MT5831-NL/BRN	Brushed Nickel	\$ 284
MT5831-NL/CHBRZ	Champagne Bronze	\$ 422
MT5831-NL/CPB	Polished Chrome	\$ 202
MT5831-NL/MB	Matte Black	\$ 368
MT5831-NL/ORB	Oil Rubbed Bronze	\$ 325
MT5831-NL/PN	Polished Nickel	\$ 284
MT5831-NL/ULB	Unlacquered Brass	\$ 202
MT5831-NL/VB	Venetian Bronze	\$ 325

Group 1 Finishes

All Group 1 Finishes	\$ 368
----------------------	--------

Group 2 Finishes

All Group 2 Finishes	\$ 422
----------------------	--------

**1/2" Compression (5/8" O.D.) Inlet
x 3/8" O.D. Compression Outlet**





Brass Oval Handle with 1/4 Turn Ball Valve - Lead Free

(Straight - Flat Head Riser Supply Tube)

1/2" Compression (5/8" O.D.) Inlet x 3/8" O.D. Compression Outlet



Oval Handle (valve MT410-NL)

MT4223-NL

Complete Toilet Supply Kits include everything you need to install your toilet or bidet. Our oval handle straight valve is designed for a traditional look.

- 1 - MT410-NL Straight Valve
- 1 - MT436X 3/8" x 20" Rigid Supply Tube
- 1 - MT441X Sure Grip Flange

Standard Finishes

MT4223-NL/BRN	Brushed Nickel	\$ 166
MT4223-NL/CHBRZ	Champagne Bronze	\$ 283
MT4223-NL/CPB	Polished Chrome	\$ 110
MT4223-NL/MB	Matte Black	\$ 207
MT4223-NL/ORB	Oil Rubbed Bronze	\$ 182
MT4223-NL/PN	Polished Nickel	\$ 166
MT4223-NL/ULB	Unlacquered Brass	\$ 110
MT4223-NL/VB	Venetian Bronze	\$ 182

Group 1 Finishes

All Group 1 Finishes	\$ 207
----------------------	--------

Group 2 Finishes

All Group 2 Finishes	\$ 283
----------------------	--------

Contemporary Lever Handle with 1/4 Turn Ceramic Disc Cartridge Valve - Lead Free

(Straight - Flat Head Riser Supply Tube)

Lever Handle (valve MT5120L-NL)

MT5122L-NL

Complete Toilet Supply Kits include everything you need to install your toilet or bidet. Our lever handle straight valve is designed for a contemporary look.

- 1 - MT5120L-NL Straight Valve
- 1 - MT436X 3/8" x 20" Rigid Supply Tube
- 1 - MT441X Sure Grip Flange

Standard Finishes

MT5122L-NL/BRN	Brushed Nickel	\$ 231
MT5122L-NL/CHBRZ	Champagne Bronze	\$ 416
MT5122L-NL/CPB	Polished Chrome	\$ 156
MT5122L-NL/MB	Matte Black	\$ 310
MT5122L-NL/ORB	Oil Rubbed Bronze	\$ 262
MT5122L-NL/PN	Polished Nickel	\$ 231
MT5122L-NL/ULB	Unlacquered Brass	\$ 156
MT5122L-NL/VB	Venetian Bronze	\$ 262

Group 1 Finishes

All Group 1 Finishes	\$ 310
----------------------	--------

Group 2 Finishes

All Group 2 Finishes	\$ 416
----------------------	--------

1/2" Compression (5/8" O.D.) Inlet x 3/8" O.D. Compression Outlet





(Cover Tube - Flat Head Riser Supply Tube)

**1/2" Compression (5/8" O.D.) Inlet
x 3/8" O.D. Compression Outlet**



Cross Handle (valve MT621-NL)

MT582BX-NL

Complete Toilet Supply Kits include everything you need to install your toilet or bidet. Our cross handle angle valve is designed for a traditional look.

- 1 - MT4390X Cover Tube
- 1 - MT621-NL Cross Handle Angle Valve
- 1 - MT436X 20" Flat Head Riser Supply Tube

Standard Finishes

MT582BX-NL/BRN	Brushed Nickel	\$ 237
MT582BX-NL/CHBRZ	Champagne Bronze	\$ 390
MT582BX-NL/CPB	Polished Chrome	\$ 170
MT582BX-NL/MB	Matte Black	\$ 310
MT582BX-NL/PN	Polished Nickel	\$ 237

Group 1 Finishes

All Group 1 Finishes **\$ 310**

Group 2 Finishes

All Group 2 Finishes **\$ 390**

Notes:



**Brass Cross Handle with 1/4 Turn Ceramic Disc Cartridge Valve - Lead Free**

(Sweat - Angle - Flat Head Riser Supply Tube)

1/2" Copper Sweat Inlet x 3/8" O.D. Compression Outlet**Cross Handle (valve MT416X-NL)****MT4840X-NL**

Complete Toilet Supply Kits include everything you need to install your toilet or bidet. This angle sweat valve is traditionally styled with a cross handle.

- 1 - MT416X-NL Angle Sweat Valve
- 1 - MT436X 3/8" x 20" Rigid Supply Tube

Standard Finishes

MT4840X-NL/BRN	Brushed Nickel	\$ 273
MT4840X-NL/CHBRZ	Champagne Bronze	\$ 434
MT4840X-NL/CPB	Polished Chrome	\$ 210
MT4840X-NL/MB	Matte Black	\$ 326
MT4840X-NL/ORB	Oil Rubbed Bronze	\$ 301
MT4840X-NL/PN	Polished Nickel	\$ 273
MT4840X-NL/ULB	Unlacquered Brass	\$ 210
MT4840X-NL/VB	Venetian Bronze	\$ 301

Group 1 Finishes

All Group 1 Finishes	\$ 326
----------------------	---------------

Group 2 Finishes

All Group 2 Finishes	\$ 434
----------------------	---------------

Cross Handle (valve MT4006X-NL)**MT4841X-NL**

Complete Toilet Supply Kits include everything you need to install your toilet or bidet. This angle sweat valve is traditionally styled with a deluxe cross handle.

- 1 - MT4006X-NL Angle Sweat Valve
- 1 - MT436X 3/8" x 20" Rigid Supply Tube

Standard Finishes

MT4841X-NL/BRN	Brushed Nickel	\$ 312
MT4841X-NL/CHBRZ	Champagne Bronze	\$ 483
MT4841X-NL/CPB	Polished Chrome	\$ 216
MT4841X-NL/MB	Matte Black	\$ 363
MT4841X-NL/ORB	Oil Rubbed Bronze	\$ 331
MT4841X-NL/PN	Polished Nickel	\$ 312
MT4841X-NL/ULB	Unlacquered Brass	\$ 216
MT4841X-NL/VB	Venetian Bronze	\$ 331

Group 1 Finishes

All Group 1 Finishes	\$ 363
----------------------	---------------

Group 2 Finishes

All Group 2 Finishes	\$ 483
----------------------	---------------

1/2" Copper Sweat Inlet x 3/8" O.D. Compression Outlet



Brass Cross Handle with 1/4 Turn Ball Valve - Lead Free

(Sweat - Angle - Flat Head Riser Supply Tube)

1/2" Copper Sweat Inlet x 3/8" O.D. Compression Outlet



Cross Handle (valve MT629-NL)

MT5161X-NL

Complete Toilet Supply Kits include everything you need to install your toilet or bidet. This angle sweat valve is traditionally styled with a mini cross handle.

- 1 - MT629-NL Angle Sweat Valve
- 1 - MT436X 3/8" x 20" Rigid Supply Tube

Standard Finishes

MT5161X-NL/BRN	Brushed Nickel	\$ 183
MT5161X-NL/CHBRZ	Champagne Bronze	\$ 267
MT5161X-NL/CPB	Polished Chrome	\$ 145
MT5161X-NL/MB	Matte Black	\$ 207
MT5161X-NL/ORB	Oil Rubbed Bronze	\$ 194
MT5161X-NL/PN	Polished Nickel	\$ 183
MT5161X-NL/ULB	Unlacquered Brass	\$ 145
MT5161X-NL/VB	Venetian Bronze	\$ 194

Group 1 Finishes

All Group 1 Finishes	\$ 207
----------------------	---------------

Group 2 Finishes

All Group 2 Finishes	\$ 267
----------------------	---------------

Brass Oval Handle with 1/4 Turn Ceramic Disc Cartridge Valve - Lead Free

(Sweat - Angle - Flat Head Riser Supply Tube)

Oval Handle (valve MT6160-NL)

MT6840-NL

Complete Toilet Supply Kits include everything you need to install your toilet or bidet. This angle sweat valve blends with traditional or contemporary fixtures and features an oval handle.

- 1 - MT6160-NL Angle Sweat Valve
- 1 - MT436X 3/8" x 20" Rigid Supply Tube

Standard Finishes

MT6840-NL/BRN	Brushed Nickel	\$ 272
MT6840-NL/CHBRZ	Champagne Bronze	\$ 452
MT6840-NL/CPB	Polished Chrome	\$ 193
MT6840-NL/MB	Matte Black	\$ 338
MT6840-NL/ORB	Oil Rubbed Bronze	\$ 312
MT6840-NL/PN	Polished Nickel	\$ 272
MT6840-NL/ULB	Unlacquered Brass	\$ 193
MT6840-NL/VB	Venetian Bronze	\$ 312

Group 1 Finishes

All Group 1 Finishes	\$ 338
----------------------	---------------

Group 2 Finishes

All Group 2 Finishes	\$ 452
----------------------	---------------

1/2" Copper Sweat Inlet x 3/8" O.D. Compression Outlet



**Brass Oval Handle with 1/4 Turn Ball Valve - Lead Free**

(Sweat - Angle - Flat Head Riser Supply Tube)

1/2" Copper Sweat Inlet x 3/8" O.D. Compression Outlet**Oval Handle (valve MT316-NL)****MT3840-NL**

Complete Toilet Supply Kits include everything you need to install your toilet or bidet. This angle sweat valve is traditionally styled with a brass oval handle.

- 1 - MT316-NL Angle Sweat Valve
- 1 - MT436X 3/8" x 20" Rigid Supply Tube

Standard Finishes

MT3840-NL/BRN	Brushed Nickel	\$ 186
MT3840-NL/CHBRZ	Champagne Bronze	\$ 267
MT3840-NL/CPB	Polished Chrome	\$ 145
MT3840-NL/MB	Matte Black	\$ 207
MT3840-NL/ORB	Oil Rubbed Bronze	\$ 194
MT3840-NL/PN	Polished Nickel	\$ 186
MT3840-NL/ULB	Unlacquered Brass	\$ 145
MT3840-NL/VB	Venetian Bronze	\$ 194

Group 1 Finishes

All Group 1 Finishes	\$ 207
----------------------	---------------

Group 2 Finishes

All Group 2 Finishes	\$ 267
----------------------	---------------

Contemporary Lever Handle with 1/4 Turn Ceramic Disc Cartridge Valve - Lead Free (Sweat - Angle - Flat Head Riser Supply Tube)**Lever Handle (valve MT516L-NL)****MT5160L-NL**

Complete Toilet Supply Kits include everything you need to install your toilet or bidet. This angle sweat valve is a contemporary styled valve with a lever handle.

- 1 - MT516L-NL Angle Sweat Valve
- 1 - MT436X 3/8" x 20" Rigid Supply Tube

Standard Finishes

MT5160L-NL/BRN	Brushed Nickel	\$ 277
MT5160L-NL/CHBRZ	Champagne Bronze	\$ 416
MT5160L-NL/CPB	Polished Chrome	\$ 192
MT5160L-NL/MB	Matte Black	\$ 359
MT5160L-NL/ORB	Oil Rubbed Bronze	\$ 320
MT5160L-NL/PN	Polished Nickel	\$ 277
MT5160L-NL/ULB	Unlacquered Brass	\$ 192
MT5160L-NL/VB	Venetian Bronze	\$ 320

Group 1 Finishes

All Group 1 Finishes	\$ 359
----------------------	---------------

Group 2 Finishes

All Group 2 Finishes	\$ 416
----------------------	---------------

1/2" Copper Sweat Inlet x 3/8" O.D. Compression Outlet



Brass Cross Handle with 1/4 Turn Ball Valve - Lead Free

(Sweat - Straight - Flat Head Riser Supply Tube)

1/2" Copper Sweat Inlet x 3/8" O.D. Compression Outlet



Cross Handle (valve MT631-NL)

MT5060L-NL

Complete Toilet Supply Kits include everything you need to install your toilet or bidet. This straight sweat valve is traditionally styled with a mini cross handle.

- 1 - MT631-NL Straight Sweat Valve
- 1 - MT436X 3/8" x 20" Rigid Supply Tube

Standard Finishes

MT5060L-NL/BRN	Brushed Nickel	\$ 212
MT5060L-NL/CHBRZ	Champagne Bronze	\$ 377
MT5060L-NL/CPB	Polished Chrome	\$ 172
MT5060L-NL/MB	Matte Black	\$ 282
MT5060L-NL/ORB	Oil Rubbed Bronze	\$ 240
MT5060L-NL/PN	Polished Nickel	\$ 212
MT5060L-NL/ULB	Unlacquered Brass	\$ 172
MT5060L-NL/VB	Venetian Bronze	\$ 240

Group 1 Finishes

All Group 1 Finishes	\$ 282
----------------------	--------

Group 2 Finishes

All Group 2 Finishes	\$ 377
----------------------	--------

Brass Oval Handle with 1/4 Turn Ball Valve - Lead Free

(Sweat - Straight - Flat Head Riser Supply Tube)

Oval Handle (valve MT317-NL)

MT4811X-NL

Complete Toilet Supply Kits include everything you need to install your toilet or bidet. This straight sweat valve is traditionally styled with a brass oval handle.

- 1 - MT317-NL Straight Sweat Valve
- 1 - MT436X 3/8" x 20" Rigid Supply Tube

Standard Finishes

MT4811X-NL/BRN	Brushed Nickel	\$ 188
MT4811X-NL/CHBRZ	Champagne Bronze	\$ 282
MT4811X-NL/CPB	Polished Chrome	\$ 135
MT4811X-NL/MB	Matte Black	\$ 219
MT4811X-NL/ORB	Oil Rubbed Bronze	\$ 213
MT4811X-NL/PN	Polished Nickel	\$ 188
MT4811X-NL/ULB	Unlacquered Brass	\$ 135
MT4811X-NL/VB	Venetian Bronze	\$ 213

Group 1 Finishes

All Group 1 Finishes	\$ 219
----------------------	--------

Group 2 Finishes

All Group 2 Finishes	\$ 282
----------------------	--------

1/2" Copper Sweat Inlet x 3/8" O.D. Compression Outlet






Brass Oval Handle with 1/4 Turn Ball Valve - Lead Free

(Angle - Corrugated Supply Tube)

1/2" Female IPS Inlet x 3/8" O.D. Compression Outlet



Oval Handle (valve MT401-NL)

MT473L-NL

Complete Toilet Supply Kits include everything you need to install your toilet or bidet. Our oval handle angle valve is designed for a traditional look.

- 1 - MT401-NL Angle Valve
- 1 - MT442X Low Pattern Flange
- 1 - MT426X 3/8" x 15" Corrugated Supply Tube
- 1- MT450X 1/2" x 4" Pipe Nipple

Standard Finishes

MT473L-NL/BRN	Brushed Nickel	\$ 216
MT473L-NL/CHBRZ	Champagne Bronze	\$ 368
MT473L-NL/CPB	Polished Chrome	\$ 155
MT473L-NL/MB	Matte Black	\$ 266
MT473L-NL/ORB	Oil Rubbed Bronze	\$ 231
MT473L-NL/PN	Polished Nickel	\$ 216
MT473L-NL/ULB	Unlacquered Brass	\$ 155
MT473L-NL/VB	Venetian Bronze	\$ 231

Group 1 Finishes

All Group 1 Finishes	\$ 266
----------------------	--------

Group 2 Finishes

All Group 2 Finishes	\$ 368
----------------------	--------

Oval Handle (valve MT403-NL)

MT474BO-NL

Complete Toilet Supply Kits include everything you need to install your toilet or bidet. Our oval handle angle valve is designed for a traditional look.

- 1 - MT403-NL Angle Valve
- 1 - MT441X Low Pattern Flange
- 1 - MT426X 3/8" x 15" Corrugated Supply Tube

Standard Finishes

MT474BO-NL/BRN	Brushed Nickel	\$ 165
MT474BO-NL/CHBRZ	Champagne Bronze	\$ 289
MT474BO-NL/CPB	Polished Chrome	\$ 121
MT474BO-NL/MB	Matte Black	\$ 223
MT474BO-NL/ORB	Oil Rubbed Bronze	\$ 180
MT474BO-NL/PN	Polished Nickel	\$ 165
MT474BO-NL/ULB	Unlacquered Brass	\$ 121
MT474BO-NL/VB	Venetian Bronze	\$ 180

Group 1 Finishes

All Group 1 Finishes	\$ 223
----------------------	--------

Group 2 Finishes

All Group 2 Finishes	\$ 289
----------------------	--------

1/2" Compression (5/8" O.D.) Inlet x 3/8" O.D. Compression Outlet






Brass Oval Handle with 1/4 Turn Ceramic Disc Cartridge Valve - Lead Free

(Angle - Corrugated Supply Tube)

1/2" Female IPS Inlet x 3/8" O.D. Compression Outlet



Oval Handle (valve MT6001-NL)

MT4740-NL

Complete Toilet Supply Kits include everything you need to install your toilet or bidet. Our deluxe brass oval handle angle valve blends with traditional or contemporary fixtures.

- 1 - MT6001-NL Angle Valve
- 1 - MT442X Low Pattern Flange
- 1 - MT426X 3/8" x 15" Corrugated Supply Tube
- 1 - MT450X 1/2" x 4" Pipe Nipple

Standard Finishes

MT4740-NL/BRN	Brushed Nickel	\$ 221
MT4740-NL/CHBRZ	Champagne Bronze	\$ 462
MT4740-NL/CPB	Polished Chrome	\$ 171
MT4740-NL/MB	Matte Black	\$ 343
MT4740-NL/ORB	Oil Rubbed Bronze	\$ 249
MT4740-NL/PN	Polished Nickel	\$ 221
MT4740-NL/ULB	Unlacquered Brass	\$ 171
MT4740-NL/VB	Venetian Bronze	\$ 249

Group 1 Finishes

All Group 1 Finishes	\$ 343
----------------------	--------

Group 2 Finishes

All Group 2 Finishes	\$ 462
----------------------	--------

Oval Handle (valve MT6003-NL)

MT4950-NL

Complete Toilet Supply Kits include everything you need to install your toilet or bidet. Our deluxe brass oval handle angle valve blends with traditional or contemporary fixtures.

- 1 - MT6003-NL Angle Valve
- 1 - MT441X Low Pattern Flange
- 1 - MT426X 3/8" x 15" Corrugated Supply Tube

Standard Finishes

MT4950-NL/BRN	Brushed Nickel	\$ 170
MT4950-NL/CHBRZ	Champagne Bronze	\$ 363
MT4950-NL/CPB	Polished Chrome	\$ 135
MT4950-NL/MB	Matte Black	\$ 272
MT4950-NL/ORB	Oil Rubbed Bronze	\$ 194
MT4950-NL/PN	Polished Nickel	\$ 170
MT4950-NL/ULB	Unlacquered Brass	\$ 135
MT4950-NL/VB	Venetian Bronze	\$ 194


Group 1 Finishes

All Group 1 Finishes	\$ 272
----------------------	--------

Group 2 Finishes


All Group 2 Finishes	\$ 363
----------------------	--------

1/2" Compression (5/8" O.D.) Inlet x 3/8" O.D. Compression Outlet



**Brass Cross Handle with 1/4 Turn Ball Valve - Lead Free**

(Angle - Corrugated Supply Tube)

1/2" Female IPS Inlet x 3/8" O.D. Compression Outlet**Cross Handle (valve MT616-NL)****MT475X-NL**

Complete Toilet Supply Kits include everything you need to install your toilet or bidet. Our cross handle angle valve is designed for a traditional look.

- 1 - MT616-NL Angle Valve
- 1 - MT442X Low Pattern Flange
- 1 - MT426X 3/8" x 15" Corrugated Supply Tube
- 1 - MT450X 1/2" x 4" Pipe Nipple

Standard Finishes

MT475X-NL/BRN	Brushed Nickel	\$ 239
MT475X-NL/CHBRZ	Champagne Bronze	\$ 437
MT475X-NL/CPB	Polished Chrome	\$ 167
MT475X-NL/MB	Matte Black	\$ 322
MT475X-NL/ORB	Oil Rubbed Bronze	\$ 258
MT475X-NL/PN	Polished Nickel	\$ 239
MT475X-NL/ULB	Unlacquered Brass	\$ 167
MT475X-NL/VB	Venetian Bronze	\$ 258

Group 1 Finishes

All Group 1 Finishes	\$ 322
----------------------	---------------

Group 2 Finishes

All Group 2 Finishes	\$ 437
----------------------	---------------

Cross Handle (valve MT621-NL)**MT474BX-NL**

Complete Toilet Supply Kits include everything you need to install your toilet or bidet. Our cross handle angle valve is designed for a traditional look.

- 1 - MT621-NL Angle Valve
- 1 - MT441X Low Pattern Flange
- 1 - MT426X 3/8" x 15" Corrugated Supply Tube

Standard Finishes


MT474BX-NL/BRN	Brushed Nickel	\$ 187
MT474BX-NL/CHBRZ	Champagne Bronze	\$ 323
MT474BX-NL/CPB	Polished Chrome	\$ 140
MT474BX-NL/MB	Matte Black	\$ 252
MT474BX-NL/ORB	Oil Rubbed Bronze	\$ 203
MT474BX-NL/PN	Polished Nickel	\$ 187
MT474BX-NL/ULB	Unlacquered Brass	\$ 140
MT474BX-NL/VB	Venetian Bronze	\$ 203

Group 1 Finishes

All Group 1 Finishes	\$ 252
----------------------	---------------

Group 2 Finishes

All Group 2 Finishes	\$ 323
----------------------	---------------


1/2" Compression (5/8" O.D.) Inlet x 3/8" O.D. Compression Outlet



Brass Cross Handle with 1/4 Turn Ceramic Disc Cartridge Valve - Lead Free

(Angle - Corrugated Supply Tube)

1/2" Female IPS Inlet x 3/8" O.D. Compression Outlet



Cross Handle (valve MT4001X-NL)

MT474X-NL

Complete Toilet Supply Kits include everything you need to install your toilet or bidet. Our cross handle angle valve is designed for a traditional look.

- 1 - MT4001X-NL Angle Valve
- 1 - MT442X Low Pattern Flange
- 1 - MT426X 3/8" x 15" Corrugated Supply Tube
- 1 - MT450X 1/2" x 4" Pipe Nipple

Standard Finishes

MT474X-NL/BRN	Brushed Nickel	\$ 293
MT474X-NL/CHBRZ	Champagne Bronze	\$ 486
MT474X-NL/CPB	Polished Chrome	\$ 198
MT474X-NL/MB	Matte Black	\$ 362
MT474X-NL/ORB	Oil Rubbed Bronze	\$ 310
MT474X-NL/PN	Polished Nickel	\$ 293
MT474X-NL/ULB	Unlacquered Brass	\$ 198
MT474X-NL/VB	Venetian Bronze	\$ 310

Group 1 Finishes

All Group 1 Finishes	\$ 362
----------------------	--------

Group 2 Finishes

All Group 2 Finishes	\$ 486
----------------------	--------

Cross Handle (valve MT4003X-NL)

MT495X-NL

Complete Toilet Supply Kits include everything you need to install your toilet or bidet. Our cross handle angle valve is designed for a traditional look.

- 1 - MT4003-NL Angle Valve
- 1 - MT441X Low Pattern Flange
- 1 - MT426X 3/8" x 15" Corrugated Supply Tube

Standard Finishes

MT495X-NL/BRN	Brushed Nickel	\$ 241
MT495X-NL/CHBRZ	Champagne Bronze	\$ 388
MT495X-NL/CPB	Polished Chrome	\$ 162
MT495X-NL/MB	Matte Black	\$ 291
MT495X-NL/ORB	Oil Rubbed Bronze	\$ 255
MT495X-NL/PN	Polished Nickel	\$ 241
MT495X-NL/ULB	Unlacquered Brass	\$ 162
MT495X-NL/VB	Venetian Bronze	\$ 255


Group 1 Finishes

All Group 1 Finishes	\$ 291
----------------------	--------

Group 2 Finishes

All Group 2 Finishes	\$ 388
----------------------	--------


1/2" Compression (5/8" O.D.) Inlet x 3/8" O.D. Compression Outlet





Contemporary Lever Handle with 1/4 Turn Ceramic Disc Cartridge Valve - Lead Free (Angle - Corrugated Supply Tube)

1/2" Female IPS Inlet x 3/8" O.D. Compression Outlet



Lever Handle (valve MT5001L-NL)

MT474L-NL

Complete Toilet Supply Kits include everything you need to install your toilet or bidet. Our lever handle angle valve is designed for a contemporary look.

- 1 - MT5001L-NL Angle Valve
- 1 - MT442X Low Pattern Flange
- 1 - MT426X 3/8" x 15" Corrugated Supply Tube
- 1 - MT450X 1/2" x 4" Pipe Nipple

Standard Finishes

MT474L-NL/BRN	Brushed Nickel	\$ 265
MT474L-NL/CHBRZ	Champagne Bronze	\$ 466
MT474L-NL/CPB	Polished Chrome	\$ 174
MT474L-NL/MB	Matte Black	\$ 359
MT474L-NL/ORB	Oil Rubbed Bronze	\$ 295
MT474L-NL/PN	Polished Nickel	\$ 265
MT474L-NL/ULB	Unlacquered Brass	\$ 174
MT474L-NL/VB	Venetian Bronze	\$ 295

Group 1 Finishes

All Group 1 Finishes	\$ 359
----------------------	--------

Group 2 Finishes

All Group 2 Finishes	\$ 466
----------------------	--------

Lever Handle (valve MT5003L-NL)

MT495L-NL

Complete Toilet Supply Kits include everything you need to install your toilet or bidet. Our lever handle angle valve is designed for a contemporary look.

- 1 - MT5003L-NL Angle Valve
- 1 - MT441X Low Pattern Flange
- 1 - MT426X 3/8" x 15" Corrugated Supply Tube

Standard Finishes

MT495L-NL/BRN	Brushed Nickel	\$ 213
MT495L-NL/CHBRZ	Champagne Bronze	\$ 386
MT495L-NL/CPB	Polished Chrome	\$ 138
MT495L-NL/MB	Matte Black	\$ 289
MT495L-NL/ORB	Oil Rubbed Bronze	\$ 240
MT495L-NL/PN	Polished Nickel	\$ 213
MT495L-NL/ULB	Unlacquered Brass	\$ 138
MT495L-NL/VB	Venetian Bronze	\$ 240

Group 1 Finishes

All Group 1 Finishes	\$ 289
----------------------	--------

Group 2 Finishes

All Group 2 Finishes	\$ 386
----------------------	--------

1/2" Compression (5/8" O.D.) Inlet x 3/8" O.D. Compression Outlet



Decorative Lavatory Drains

Section Contents

Decorative Drains for Vessel, Glass, & Lavatory Sinks **227 - 234**

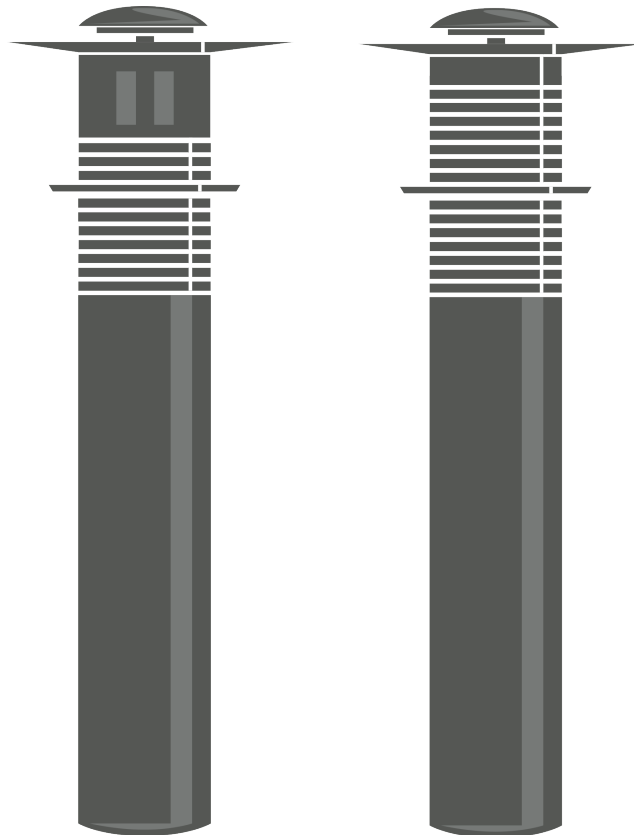
Lavatory Drain Parts **235 - 236**

Fixture Planning Diagrams

Use the bath sink and pedestal sink fixture planning diagram to simplify your product selection and complete your design.

Bath Sink Fixture Planning Diagram **18**

Pedestal Sink Fixture Planning Diagram **19**





20 Hole Brass Lavatory Grid Drain - 6" Tailpiece with Overflow

MT730-2

A decorative, fully plated, 20-hole brass lavatory grid drain for sinks and vessels with overflow.

- Patented "Fast Flow Angle Top"
- No clogging or puddling of water
- Eliminates water spots
- Tailpiece measures 6" Long x 1-1/4" O.D.
- Drain Opening 1-1/2" diameter
- 2-1/2" Threaded Drain Body
- Comes With Overflow
- IAPMO (UPC) Approved

Standard Finishes

MT730-2/BRN	Brushed Nickel	\$ 100
MT730-2/CHBRZ	Champagne Bronze	\$ 239
MT730-2/CPB	Polished Chrome	\$ 75
MT730-2/MB	Matte Black	\$ 203
MT730-2/ORB	Oil Rubbed Bronze	\$ 170
MT730-2/PN	Polished Nickel	\$ 100
MT730-2/ULB	Unlacquered Brass	\$ 75
MT730-2/VB	Venetian Bronze	\$ 170

Group 1 Finishes

All Group 1 Finishes **\$ 203**

Group 2 Finishes

All Group 2 Finishes **\$ 239**



20 Hole Brass Lavatory Grid Drain - 6" Tailpiece without Overflow

MT740-2

A decorative, fully plated, 20-hole brass lavatory grid drain for sinks and vessels without overflow.

- Patented "Fast Flow Angle Top"
- No clogging or puddling of water
- Eliminates water spots
- Tailpiece measures 6" Long x 1-1/4" O.D.
- Drain Opening 1-1/2" diameter
- 2-1/2" Threaded Drain Body
- Comes Without Overflow
- IAPMO (UPC) Approved

Standard Finishes

MT740-2/BRN	Brushed Nickel	\$ 100
MT740-2/CHBRZ	Champagne Bronze	\$ 239
MT740-2/CPB	Polished Chrome	\$ 75
MT740-2/MB	Matte Black	\$ 203
MT740-2/ORB	Oil Rubbed Bronze	\$ 170
MT740-2/PN	Polished Nickel	\$ 100
MT740-2/ULB	Unlacquered Brass	\$ 75
MT740-2/VB	Venetian Bronze	\$ 170

Group 1 Finishes

All Group 1 Finishes **\$ 203**

Group 2 Finishes

All Group 2 Finishes **\$ 239**



20 Hole Brass Lavatory Grid Drain - 8" Tailpiece with Overflow

MT734

A decorative, fully plated, 20-hole brass lavatory grid drain for sinks and vessels with overflow.

- Patented "Fast Flow Angle Top"
- No clogging or puddling of water
- Eliminates water spots
- Tailpiece measures 8" Long x 1-1/4" O.D.
- Drain Opening 1-1/2" diameter
- 2-1/2" Threaded Drain Body
- Comes With Overflow
- IAPMO (UPC) Approved

Standard Finishes

MT734/BRN	Brushed Nickel	\$ 107
MT734/CHBRZ	Champagne Bronze	\$ 252
MT734/CPB	Polished Chrome	\$ 78
MT734/MB	Matte Black	\$ 211
MT734/ORB	Oil Rubbed Bronze	\$ 179
MT734/PN	Polished Nickel	\$ 107
MT734/ULB	Unlacquered Brass	\$ 78
MT734/VB	Venetian Bronze	\$ 179

Group 1 Finishes

All Group 1 Finishes **\$ 211**

Group 2 Finishes

All Group 2 Finishes **\$ 252**



20 Hole Brass Lavatory Grid Drain - 8" Tailpiece without Overflow

MT735

A decorative, fully plated, 20-hole brass lavatory grid drain for sinks and vessels without overflow.

- Patented "Fast Flow Angle Top"
- No clogging or puddling of water
- Eliminates water spots
- Tailpiece measures 8" Long x 1-1/4" O.D.
- Drain Opening 1-1/2" diameter
- 4" Threaded Drain Body
- Comes without Overflow
- IAPMO (UPC) Approved

Standard Finishes


MT735/BRN	Brushed Nickel	\$ 107
MT735/CHBRZ	Champagne Bronze	\$ 252
MT735/CPB	Polished Chrome	\$ 78
MT735/MB	Matte Black	\$ 211
MT735/ORB	Oil Rubbed Bronze	\$ 179
MT735/PN	Polished Nickel	\$ 107
MT735/ULB	Unlacquered Brass	\$ 78
MT735/VB	Venetian Bronze	\$ 179

Group 1 Finishes

All Group 1 Finishes **\$ 211**

Group 2 Finishes

All Group 2 Finishes **\$ 252**



Tear Drop Pattern Lavatory Grid Drain - with Overflow

MT749-3

A teardrop pattern lavatory drain for sinks and vessels with overflow. Fully plated brass drain body and tailpiece.

- Tailpiece measures 8" Long x 1-1/4" O.D.
- Drain Opening 1-1/2" diameter
- 4" Threaded Drain Body
- Comes With Overflow

Standard Finishes

MT749-3/BRN	Brushed Nickel	\$ 107
MT749-3/CHBRZ	Champagne Bronze	\$ 252
MT749-3/CPB	Polished Chrome	\$ 78
MT749-3/MB	Matte Black	\$ 211
MT749-3/ORB	Oil Rubbed Bronze	\$ 179
MT749-3/PN	Polished Nickel	\$ 107
MT749-3/ULB	Unlacquered Brass	\$ 78
MT749-3/VB	Venetian Bronze	\$ 179

Group 1 Finishes

All Group 1 Finishes	\$ 211
----------------------	---------------

Group 2 Finishes

All Group 2 Finishes	\$ 252
----------------------	---------------



Tear Drop Pattern Lavatory Grid Drain - without Overflow

MT749

A teardrop pattern lavatory drain for sinks and vessels without overflow. Fully plated brass drain body and tailpiece.

- Tailpiece measures 8" Long x 1-1/4" O.D.
- Drain Opening 1-1/2" diameter
- 4" Threaded Drain Body
- Comes Without Overflow

Standard Finishes

MT749/BRN	Brushed Nickel	\$ 107
MT749/CHBRZ	Champagne Bronze	\$ 252
MT749/CPB	Polished Chrome	\$ 78
MT749/MB	Matte Black	\$ 211
MT749/ORB	Oil Rubbed Bronze	\$ 179
MT749/PN	Polished Nickel	\$ 107
MT749/ULB	Unlacquered Brass	\$ 78
MT749/VB	Venetian Bronze	\$ 179


Group 1 Finishes

All Group 1 Finishes	\$ 211
----------------------	---------------

Group 2 Finishes

All Group 2 Finishes	\$ 252
----------------------	---------------

Notes:



EZ-CLICK™ Soft Touch Round Lavatory Drain - with Overflow

MT741

A soft touch lavatory drain for sinks and vessels with overflow. Fully plated brass drain body and tailpiece. Features EZ-Click™ round pop-up drain mechanism.

- Tailpiece measures 8" Long x 1-1/4" O.D.
- Drain Opening 1-1/2" diameter
- 2-1/2" Drain Body
- Comes With Overflow

Standard Finishes


MT741/BRN	Brushed Nickel	\$ 111
MT741/CHBRZ	Champagne Bronze	\$ 264
MT741/CPB	Polished Chrome	\$ 84
MT741/MB	Matte Black	\$ 223
MT741/ORB	Oil Rubbed Bronze	\$ 187
MT741/PN	Polished Nickel	\$ 111
MT741/ULB	Unlacquered Brass	\$ 84
MT741/VB	Venetian Bronze	\$ 187

Group 1 Finishes

All Group 1 Finishes	\$ 223
----------------------	---------------

Group 2 Finishes

All Group 2 Finishes	\$ 264
----------------------	---------------



EZ-CLICK™ Soft Touch Round Lavatory Drain - without Overflow

MT742

A soft touch lavatory drain for sinks and vessels without overflow. Fully plated brass drain body and tailpiece. Features EZ-Click™ round pop-up drain mechanism.

- Tailpiece measures 8" Long x 1-1/4" O.D.
- Drain Opening 1-1/2" diameter
- 4" Drain Body
- Comes Without Overflow

Standard Finishes


MT742/BRN	Brushed Nickel	\$ 111
MT742/CHBRZ	Champagne Bronze	\$ 264
MT742/CPB	Polished Chrome	\$ 84
MT742/MB	Matte Black	\$ 223
MT742/ORB	Oil Rubbed Bronze	\$ 187
MT742/PN	Polished Nickel	\$ 111
MT742/ULB	Unlacquered Brass	\$ 84
MT742/VB	Venetian Bronze	\$ 187

Group 1 Finishes

All Group 1 Finishes	\$ 223
----------------------	---------------

Group 2 Finishes

All Group 2 Finishes	\$ 264
----------------------	---------------



Dome Style Round Lavatory Drain - with Overflow & Stationary Dome

MT744-3

Dome style lavatory drain for sinks and vessels with overflow. Fully plated brass drain body and tailpiece. Features a stationary round dome.

- Tailpiece measures 8" Long x 1-1/4" O.D.
- Drain Opening 1-1/2" diameter
- 4" Drain Body
- Max Sink 2-1/4" Thick
- With Overflow
- Does Not Seal Water

Standard Finishes

MT744-3/BRN	Brushed Nickel	\$ 208
MT744-3/CHBRZ	Champagne Bronze	\$ 389
MT744-3/CPB	Polished Chrome	\$ 174
MT744-3/MB	Matte Black	\$ 279
MT744-3/ORB	Oil Rubbed Bronze	\$ 228
MT744-3/PN	Polished Nickel	\$ 208
MT744-3/ULB	Unlacquered Brass	\$ 174
MT744-3/VB	Venetian Bronze	\$ 228

Group 1 Finishes


All Group 1 Finishes

Group 2 Finishes

All Group 2 Finishes

\$ 279

\$ 389



Dome Style Round Lavatory Drain - without Overflow & Stationary Dome

MT744-2

Dome style lavatory drain for sinks and vessels without overflow. Fully plated brass drain body and tailpiece. Features a stationary round dome.

- Tailpiece measures 8" Long x 1-1/4" O.D.
- Drain Opening 1-1/2" diameter
- 4" Drain Body
- Max Sink 2-1/4" Thick
- Without Overflow
- Does Not Seal Water

Standard Finishes

MT744-2/BRN	Brushed Nickel	\$ 208
MT744-2/CHBRZ	Champagne Bronze	\$ 389
MT744-2/CPB	Polished Chrome	\$ 174
MT744-2/MB	Matte Black	\$ 279
MT744-2/ORB	Oil Rubbed Bronze	\$ 228
MT744-2/PN	Polished Nickel	\$ 208
MT744-2/ULB	Unlacquered Brass	\$ 174
MT744-2/VB	Venetian Bronze	\$ 228

Group 1 Finishes


All Group 1 Finishes

Group 2 Finishes

All Group 2 Finishes

\$ 279

\$ 389



Dome Style Round Lavatory Drain - with Overflow & EZ-CLICK™ Soft Touch Dome

MT745-3

Dome style, soft touch lavatory drain for sinks and vessels with overflow. Fully plated brass drain body and tailpiece. Features EZ-Click™ round dome pop-up drain mechanism.

- Tailpiece measures 8" Long x 1-1/4" O.D.
- Drain Opening 1-1/2" diameter
- 4" Drain Body
- Max Sink 2-1/4" Thick
- With Overflow
- Seals Water

Standard Finishes

MT745-3/BRN	Brushed Nickel	\$ 208
MT745-3/CHBRZ	Champagne Bronze	\$ 389
MT745-3/CPB	Polished Chrome	\$ 174
MT745-3/MB	Matte Black	\$ 279
MT745-3/ORB	Oil Rubbed Bronze	\$ 228
MT745-3/PN	Polished Nickel	\$ 208
MT745-3/ULB	Unlacquered Brass	\$ 174
MT745-3/VB	Venetian Bronze	\$ 228

Group 1 Finishes

All Group 1 Finishes **\$ 279**

Group 2 Finishes

All Group 2 Finishes **\$ 389**



Dome Style Round Lavatory Drain - without Overflow & EZ-CLICK™ Soft Touch Dome

MT745-2

Dome style, soft touch lavatory drain for sinks and vessels without overflow. Fully plated brass drain body and tailpiece. Features EZ-Click™ round dome pop-up drain mechanism.

- Tailpiece measures 8" Long x 1-1/4" O.D.
- Drain Opening 1-1/2" diameter
- 4" Drain Body
- Max Sink 2-1/4" Thick
- Without Overflow
- Seals Water

Standard Finishes

MT745-2/BRN	Brushed Nickel	\$ 208
MT745-2/CHBRZ	Champagne Bronze	\$ 389
MT745-2/CPB	Polished Chrome	\$ 174
MT745-2/MB	Matte Black	\$ 279
MT745-2/ORB	Oil Rubbed Bronze	\$ 228
MT745-2/PN	Polished Nickel	\$ 208
MT745-2/ULB	Unlacquered Brass	\$ 174
MT745-2/VB	Venetian Bronze	\$ 228

Group 1 Finishes

All Group 1 Finishes **\$ 279**

Group 2 Finishes

All Group 2 Finishes **\$ 389**



Lift & Turn Lavatory Grid Drain - with Overflow

MT750

Our all-brass lift and turn lavatory drain is designed for sinks and vessels with overflow. Not for use with thin metal sinks. Completely plated for exposed applications. A classic look for that classic touch!

- Tailpiece measures 8" Long x 1-1/4" O.D.
- Drain Opening 1-1/2" diameter
- 2-1/2" Threaded Drain Body
- Comes With Overflow

Standard Finishes

MT750/BRN	Brushed Nickel	\$ 150
MT750/CHBRZ	Champagne Bronze	\$ 281
MT750/CPB	Polished Chrome	\$ 120
MT750/MB	Matte Black	\$ 201
MT750/ORB	Oil Rubbed Bronze	\$ 173
MT750/PN	Polished Nickel	\$ 150
MT750/ULB	Unlacquered Brass	\$ 120
MT750/VB	Venetian Bronze	\$ 173

Group 1 Finishes

All Group 1 Finishes **\$ 201**

Group 2 Finishes

All Group 2 Finishes **\$ 281**



Lift & Turn Lavatory Grid Drain - without Overflow

MT760

Our all-brass lift and turn lavatory drain is designed for sinks and vessels without overflow. Not for use with thin metal sinks. Completely plated for exposed applications. A classic look for that classic touch!

- Tailpiece measures 8" Long x 1-1/4" O.D.
- Drain Opening 1-1/2" diameter
- 4" Threaded Drain Body
- Comes Without Overflow

Standard Finishes


MT760/BRN	Brushed Nickel	\$ 150
MT760/CHBRZ	Champagne Bronze	\$ 281
MT760/CPB	Polished Chrome	\$ 120
MT760/MB	Matte Black	\$ 201
MT760/ORB	Oil Rubbed Bronze	\$ 173
MT760/PN	Polished Nickel	\$ 150
MT760/ULB	Unlacquered Brass	\$ 120
MT760/VB	Venetian Bronze	\$ 173

Group 1 Finishes

All Group 1 Finishes **\$ 201**

Group 2 Finishes

All Group 2 Finishes **\$ 281**



Finger Touch with Overflow

MT743-3

A finger touch lavatory drain for sinks and vessels with overflow. Fully plated brass drain body and tailpiece. Features round flip drain that opens and closes.

- Tailpiece measures 8" Long x 1-1/4" O.D.
- Drain Opening 1-1/2" diameter
- 4" Threaded Drain Body
- Comes With Overflow

Standard Finishes

MT743-3/BRN	Brushed Nickel
MT743-3/CHBRZ	Champagne Bronze
MT743-3/CPB	Polished Chrome
MT743-3/MB	Matte Black
MT743-3/ORB	Oil Rubbed Bronze
MT743-3/PN	Polished Nickel
MT743-3/ULB	Unlacquered Brass
MT743-3/VB	Venetian Bronze

Group 1 Finishes

All Group 1 Finishes

Group 2 Finishes

All Group 2 Finishes



Finger Touch without Overflow

MT743

A finger touch lavatory drain for sinks and vessels without overflow. Fully plated brass drain body and tailpiece. Features round flip drain that opens and closes.

- Tailpiece measures 8" Long x 1-1/4" O.D.
- Drain Opening 1-1/2" diameter
- 4" Threaded Drain Body
- Comes Without Overflow

Standard Finishes


MT743/BRN	Brushed Nickel	\$ 166
MT743/CHBRZ	Champagne Bronze	\$ 273
MT743/CPB	Polished Chrome	\$ 157
MT743/MB	Matte Black	\$ 227
MT743/ORB	Oil Rubbed Bronze	\$ 197
MT743/PN	Polished Nickel	\$ 166
MT743/ULB	Unlacquered Brass	\$ 157
MT743/VB	Venetian Bronze	\$ 197

Group 1 Finishes

All Group 1 Finishes

Group 2 Finishes

All Group 2 Finishes



12" Lavatory Drain Tailpiece - Threaded on Both Ends



MT326TP

A 1-1/4" x 12" tailpiece threaded on both ends. Replacement for shorter tailpieces on most manufacturer's lavatory drains with a threaded tailpiece. May be cut to appropriate size.

- 17 Gauge Tailpiece
- 1-1/4" - 27 Threads on both ends

Standard Finishes

MT326TP/BRN	Brushed Nickel	\$ 100
MT326TP/CHBRZ	Champagne Bronze	\$ 162
MT326TP/CPB	Polished Chrome	\$ 73
MT326TP/MB	Matte Black	\$ 117
MT326TP/ORB	Oil Rubbed Bronze	\$ 110
MT326TP/PN	Polished Nickel	\$ 100
MT326TP/ULB	Unlacquered Brass	\$ 73
MT326TP/VB	Venetian Bronze	\$ 110

Group 1 Finishes

All Group 1 Finishes	\$ 117
----------------------	---------------

Group 2 Finishes

All Group 2 Finishes	\$ 162
----------------------	---------------

Solid Brass Spacer with Washer for Glass Sinks



MTDISC

Spacer disk for use with vessels for countertop installation.

- 2-3/4" O.D. X 1-3/4" I.D. X 5/8" High
- 1-3/4" hole required in glass sink

Standard Finishes

MTDISC/BRN	Brushed Nickel	\$ 104
MTDISC/CHBRZ	Champagne Bronze	\$ 156
MTDISC/CPB	Polished Chrome	\$ 101
MTDISC/MB	Matte Black	\$ 126
MTDISC/ORB	Oil Rubbed Bronze	\$ 110
MTDISC/PN	Polished Nickel	\$ 104
MTDISC/ULB	Unlacquered Brass	\$ 101
MTDISC/VB	Venetian Bronze	\$ 110

Group 1 Finishes

All Group 1 Finishes	\$ 126
----------------------	---------------

Group 2 Finishes

All Group 2 Finishes	\$ 156
----------------------	---------------

Notes:



Slip Joint Tailpiece Extension Tube for Lavatory Drains

MT328SJ
A 1-1/4" x 8", 17 gauge Slip Joint Tailpiece Extension Tube for standard P-Traps

Compatible with all Mountain Plumbing lavatory drains

Also compatible with most other manufacturer's lavatory drains

Standard Finishes		
MT328SJ/BRN	Brushed Nickel	\$ 78
MT328SJ/CHBRZ	Champagne Bronze	\$ 166
MT328SJ/CPB	Polished Chrome	\$ 64
MT328SJ/MB	Matte Black	\$ 118
MT328SJ/ORB	Oil Rubbed Bronze	\$ 100
MT328SJ/PN	Polished Nickel	\$ 78
MT328SJ/ULB	Unlacquered Brass	\$ 64
MT328SJ/VB	Venetian Bronze	\$ 100
Group 1 Finishes		
All Group 1 Finishes		\$ 118
Group 2 Finishes		
All Group 2 Finishes		\$ 166



European Slip Joint Tailpiece Extension Tube for Lavatory Drains

MT329ESJ
Our European Slip Joint Tailpiece Extension Tube for Lavatory Drains is designed to adapt euro-style lavatory drains to connect to 1-1/4" P-Traps

- Comes with 1-1/4" BSP thread
- Tailpiece measures 4-3/4"

Standard Finishes		
MT329ESJ/BRN	Brushed Nickel	\$ 75
MT329ESJ/CHBRZ	Champagne Bronze	\$ 140
MT329ESJ/CPB	Polished Chrome	\$ 64
MT329ESJ/MB	Matte Black	\$ 99
MT329ESJ/ORB	Oil Rubbed Bronze	\$ 83
MT329ESJ/PN	Polished Nickel	\$ 75
MT329ESJ/ULB	Unlacquered Brass	\$ 64
MT329ESJ/VB	Venetian Bronze	\$ 83
Group 1 Finishes		
All Group 1 Finishes		\$ 99
Group 2 Finishes		
All Group 2 Finishes		\$ 140

Notes:

Decorative Lavatory Traps

Section Contents

Duet Finishes - Bottle Trap **239 - 240**

Bottle Traps **241 - 242**

P-Traps **243 - 246**

Lavatory Trap Parts **247 - 248**

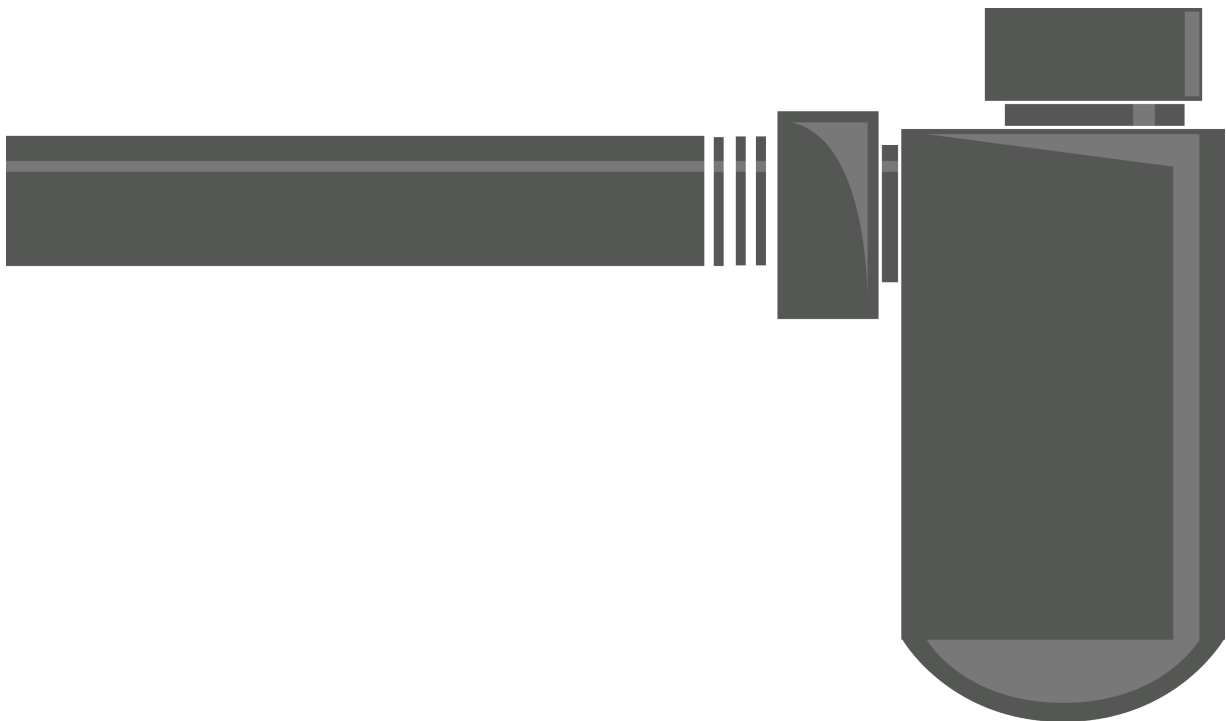
Lavatory Space Saving Trap **248**

Fixture Planning Diagrams

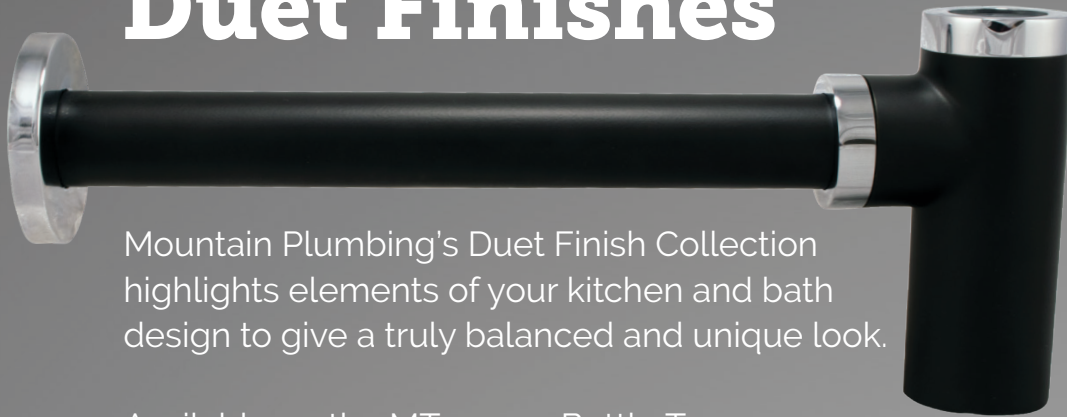
Use the bath sink and pedestal sink fixture planning diagram to simplify your product selection and complete your design.

Bath Sink Fixture Planning Diagram **18**

Pedestal Sink Fixture Planning Diagram **19**



Bottle Trap Duet Finishes



Mountain Plumbing's Duet Finish Collection highlights elements of your kitchen and bath design to give a truly balanced and unique look.

Available on the MT2000-2 Bottle Trap
Page 242

Ordering Duet Products

All Duet products come with Matte Black as the base finish.
To order please use the following three step instructions:

1. Find the Product You Want in a Duet Finish			2. Select Accent Finish & Use Model # Below to Order			
Standard Model #	Product Name	Page	Brushed Nickel	Polished Chrome	Polished Nickel	Champagne Bronze
MT2000-2	Decorative Bottle Trap with Clean-Out Plug	232	MT2000-2D/BRN	MT2000-2D/CPB	MT2000-2D/PN	MT2000-2D/CHBRZ
MT5003L-NL	Lever Handle Angle Valve	146	MT5003L-NLD/BRN	MT5003L-NLD/CPB	MT5003L-NLD/PN	MT5003L-NLD/CHBRZ
MT300	Classic 3-1/2" Deluxe Stemball Kitchen Strainer	45	MT300D/BRN	MT300D/CPB	MT300D/PN	MT300D/CHBRZ
MT200EV	Complete Stopper & Strainer Unit Waste Disposer Trim	49	MT200EVD/BRN	MT200EVD/CPB	MT200EVD/PN	MT200EVD/CHBRZ
MT202	Extended Flange Stopper & Strainer Unit Waste Disposer Trim	49	MT202D/BRN	MT202D/CPB	MT202D/PN	MT202D/CHBRZ
MT957R	Round Deluxe Raised Air Switch with Freedom Mount	33	MT957RD/BRN	MT957RD/CPB	MT957RD/PN	MT957RD/CHBRZ
MT964K	Round Deluxe Knurled Raised Air Switch with Freedom Mount	35	MT964KD/BRN	MT964KD/CPB	MT964KD/PN	MT964KD/CHBRZ
MT1820-NL	Hot Water Faucet - Contemporary Round Body (120° Spout)	71	MT1820-NLD/PVDBRN	MT1820-NLD/CPB	MT1820-NLD/PVDPN	MT1820-NLD/CHBRZ
MT1830-NL	Hot Water Faucet - Contemporary Round Body (90° Spout)	71	MT1830-NLD/PVDBRN	MT1830-NLD/CPB	MT1830-NLD/PVDPN	MT1830-NLD/CHBRZ
MT1840-NL	Hot Water Faucet - Contemporary Round Body	73	MT1840-NLD/PVDBRN	MT1840-NLD/CPB	MT1840-NLD/PVDPN	MT1840-NLD/CHBRZ
MT1821-NL	Hot & Cold Faucet - Contemporary Round Body (120° Spout)	71	MT1821-NLD/PVDBRN	MT1821-NLD/CPB	MT1821-NLD/PVDPN	MT1821-NLD/CHBRZ
MT1831-NL	Hot & Cold Faucet - Contemporary Round Body (90° Spout)	83	MT1831-NLD/PVDBRN	MT1831-NLD/CPB	MT1831-NLD/PVDPN	MT1831-NLD/CHBRZ
MT1841-NL	Hot & Cold Faucet - Contemporary Round Body	85	MT1841-NLD/PVDBRN	MT1841-NLD/CPB	MT1841-NLD/PVDPN	MT1841-NLD/CHBRZ
MT1823-NL	Point-of-Use Faucet - Contemporary Round Body (90° Spout)	71	MT1823-NLD/PVDBRN	MT1823-NLD/CPB	MT1823-NLD/PVDPN	MT1823-NLD/CHBRZ
MT1833-NL	Point-of-Use Faucet - Contemporary Round Body (90° Spout)	95	MT1833-NLD/PVDBRN	MT1833-NLD/CPB	MT1833-NLD/PVDPN	MT1833-NLD/CHBRZ
MT1843-NL	Point-of-Use Faucet - Contemporary Round Body	97	MT1843-NLD/PVDBRN	MT1843-NLD/CPB	MT1843-NLD/PVDPN	MT1843-NLD/CHBRZ
Products with Knurling						
MT1820-NL	Hot Water Faucet - Contemporary Round Body (120° Spout)	71	MT1820-NLDK/PVDBRN	MT1820-NLDK/CPB	MT1820-NLDK/PVDPN	MT1820-NLDK/CHBRZ
MT1830-NL	Hot Water Faucet - Contemporary Round Body (90° Spout)	71	MT1830-NLDK/PVDBRN	MT1830-NLDK/CPB	MT1830-NLDK/PVDPN	MT1830-NLDK/CHBRZ
MT1840-NL	Hot Water Faucet - Contemporary Round Body	73	MT1840-NLDK/PVDBRN	MT1840-NLDK/CPB	MT1840-NLDK/PVDPN	MT1840-NLDK/CHBRZ
MT1821-NL	Hot & Cold Faucet - Contemporary Round Body (120° Spout)	71	MT1821-NLDK/PVDBRN	MT1821-NLDK/CPB	MT1821-NLDK/PVDPN	MT1821-NLDK/CHBRZ
MT1831-NL	Hot & Cold Faucet - Contemporary Round Body (90° Spout)	83	MT1831-NLDK/PVDBRN	MT1831-NLDK/CPB	MT1831-NLDK/PVDPN	MT1831-NLDK/CHBRZ
MT1841-NL	Hot & Cold Faucet - Contemporary Round Body	85	MT1841-NLDK/PVDBRN	MT1841-NLDK/CPB	MT1841-NLDK/PVDPN	MT1841-NLDK/CHBRZ
MT1823-NL	Point-of-Use Faucet - Contemporary Round Body (120° Spout)	71	MT1823-NLDK/PVDBRN	MT1823-NLDK/CPB	MT1823-NLDK/PVDPN	MT1823-NLDK/CHBRZ
MT1833-NL	Point-of-Use Faucet - Contemporary Round Body (90° Spout)	95	MT1833-NLDK/PVDBRN	MT1833-NLDK/CPB	MT1833-NLDK/PVDPN	MT1833-NLDK/CHBRZ
MT1843-NL	Point-of-Use Faucet - Contemporary Round Body	97	MT1843-NLDK/PVDBRN	MT1843-NLDK/CPB	MT1843-NLDK/PVDPN	MT1843-NLDK/CHBRZ

3a. Brushed Nickel - Find Prices & Order

Brushed Nickel	Price
MT2000-2D/BRN	\$ 507
MT5003L-NLD/BRN	\$ 229
MT300D/BRN	\$ 184
MT200EVD/BRN	\$ 188
MT202D/BRN	\$ 200
MT957RD/BRN	\$ 311
MT964KD/BRN	\$ 311
MT1820-NLD/PVDBRN	\$ 781
MT1830-NLD/PVDBRN	\$ 748
MT1840-NLD/PVDBRN	\$ 748
MT1821-NLD/PVDBRN	\$ 877
MT1831-NLD/PVDBRN	\$ 957
MT1841-NLD/PVDBRN	\$ 957
MT1823-NLD/PVDBRN	\$ 609
MT1833-NLD/PVDBRN	\$ 593
MT1843-NLD/PVDBRN	\$ 593
Products with Knurling	
MT1820-NLDK/PVDBRN	\$ 843
MT1830-NLDK/PVDBRN	\$ 810
MT1840-NLDK/PVDBRN	\$ 810
MT1821-NLDK/PVDBRN	\$ 947
MT1831-NLDK/PVDBRN	\$ 1049
MT1841-NLDK/PVDBRN	\$ 1049
MT1823-NLDK/PVDBRN	\$ 657
MT1833-NLDK/PVDBRN	\$ 655
MT1843-NLDK/PVDBRN	\$ 655

3b. Polished Chrome - Find Prices & Order

Brushed Nickel	Price
MT2000-2D/CPB	\$ 507
MT5003L-NLD/CPB	\$ 229
MT300D/CPB	\$ 184
MT200EVD/CPB	\$ 188
MT202D/CPB	\$ 200
MT957RD/CPB	\$ 311
MT964KD/CPB	\$ 311
MT1820-NLD/CPB	\$ 781
MT1830-NLD/CPB	\$ 748
MT1840-NLD/CPB	\$ 748
MT1821-NLD/CPB	\$ 877
MT1831-NLD/CPB	\$ 957
MT1841-NLD/CPB	\$ 957
MT1823-NLD/CPB	\$ 609
MT1833-NLD/CPB	\$ 593
MT1843-NLD/CPB	\$ 593
Products with Knurling	
MT1820-NLDK/CPB	\$ 843
MT1830-NLDK/CPB	\$ 810
MT1840-NLDK/CPB	\$ 810
MT1821-NLDK/CPB	\$ 947
MT1831-NLDK/CPB	\$ 1049
MT1841-NLDK/CPB	\$ 1049
MT1823-NLDK/CPB	\$ 657
MT1833-NLDK/CPB	\$ 655
MT1843-NLDK/CPB	\$ 655


3c. Polished Nickel - Find Prices & Order

Brushed Nickel	Price
MT2000-2D/PN	\$ 507
MT5003L-NLD/PN	\$ 229
MT300D/PN	\$ 184
MT200EVD/PN	\$ 188
MT202D/PN	\$ 200
MT957RD/PN	\$ 311
MT964KD/PN	\$ 311
MT1820-NLD/PVDPN	\$ 781
MT1830-NLD/PVDPN	\$ 748
MT1840-NLD/PVDPN	\$ 748
MT1821-NLD/PVDPN	\$ 877
MT1831-NLD/PVDPN	\$ 957
MT1841-NLD/PVDPN	\$ 957
MT1823-NLD/PVDPN	\$ 609
MT1833-NLD/PVDPN	\$ 593
MT1843-NLD/PVDPN	\$ 593
Products with Knurling	
MT1820-NLDK/PVDPN	\$ 843
MT1830-NLDK/PVDPN	\$ 810
MT1840-NLDK/PVDPN	\$ 810
MT1821-NLDK/PVDPN	\$ 947
MT1831-NLDK/PVDPN	\$ 1049
MT1841-NLDK/PVDPN	\$ 1049
MT1823-NLDK/PVDPN	\$ 657
MT1833-NLDK/PVDPN	\$ 655
MT1843-NLDK/PVDPN	\$ 655

3d. Champagne Bronze - Find Prices & Order

Brushed Nickel	Price
MT2000-2D/CHBRZ	\$ 507
MT5003L-NLD/CHBRZ	\$ 229
MT300D/CHBRZ	\$ 184
MT200EVD/CHBRZ	\$ 188
MT202D/CHBRZ	\$ 200
MT957RD/CHBRZ	\$ 311
MT964KD/CHBRZ	\$ 311
MT1820-NLD/CHBRZ	\$ 781
MT1830-NLD/CHBRZ	\$ 748
MT1840-NLD/CHBRZ	\$ 748
MT1821-NLD/CHBRZ	\$ 877
MT1831-NLD/CHBRZ	\$ 957
MT1841-NLD/CHBRZ	\$ 957
MT1823-NLD/CHBRZ	\$ 609
MT1833-NLD/CHBRZ	\$ 593
MT1843-NLD/CHBRZ	\$ 593
Products with Knurling	
MT1820-NLDK/CHBRZ	\$ 843
MT1830-NLDK/CHBRZ	\$ 810
MT1840-NLDK/CHBRZ	\$ 810
MT1821-NLDK/CHBRZ	\$ 947
MT1831-NLDK/CHBRZ	\$ 1049
MT1841-NLDK/CHBRZ	\$ 1049
MT1823-NLDK/CHBRZ	\$ 657
MT1833-NLDK/CHBRZ	\$ 655
MT1843-NLDK/CHBRZ	\$ 655

Bottle Traps



Deluxe Decorative Bottle Trap

MT1000

Our traditional style decorative lavatory bottle trap for exposed applications.

- Patented design with a heavy cast brass body
- Fully plated drain with 17 gauge tube
- 1-1/4" x 1-1/4" trap with 9" drain tube
- Includes flange and reducer seal to attach 1-1/4" drain tube to 1-1/2" wall drain
- IAPMO (UPC) Approved

Standard Finishes

MT1000/BRN	Brushed Nickel	\$ 284
MT1000/CHBRZ	Champagne Bronze	\$ 657
MT1000/CPB	Polished Chrome	\$ 240
MT1000/MB	Matte Black	\$ 467
MT1000/ORB	Oil Rubbed Bronze	\$ 418
MT1000/PN	Polished Nickel	\$ 284
MT1000/ULB	Unlacquered Brass	\$ 240
MT1000/VB	Venetian Bronze	\$ 418

Group 1 Finishes

All Group 1 Finishes	\$ 467
----------------------	--------

Group 2 Finishes

All Group 2 Finishes	\$ 657
----------------------	--------



Square Style Decorative Bottle Trap

MT3000

Our square style decorative lavatory bottle trap for exposed applications.

- Fully plated drain with 17 gauge tube
- 1-1/4" x 1-1/4" trap with 9" drain tube
- Includes flange and reducer seal to attach 1-1/4" drain tube to 1-1/2" wall drain
- IAPMO (UPC) Approved
- This the first square bottle trap to be approved in the USA

Standard Finishes

MT3000/BRN	Brushed Nickel	\$ 385
MT3000/CHBRZ	Champagne Bronze	\$ 691
MT3000/CPB	Polished Chrome	\$ 322
MT3000/MB	Matte Black	\$ 494
MT3000/ORB	Oil Rubbed Bronze	\$ 463
MT3000/PN	Polished Nickel	\$ 385
MT3000/ULB	Unlacquered Brass	\$ 322
MT3000/VB	Venetian Bronze	\$ 463

Group 1 Finishes

All Group 1 Finishes	\$ 494
----------------------	--------

Group 2 Finishes

All Group 2 Finishes	\$ 691
----------------------	--------

Bottle Traps



Round Style Decorative Bottle Trap with Clean-Out Plug

MT2000-2

Our round style decorative lavatory bottle trap for exposed applications.

- Fully plated drain with 17 gauge tube
- 1-1/4" x 1-1/4" trap with 11" drain tube
- Includes flange and reducer seal to attach 1-1/4" drain tube to 1-1/2" wall drain
- Drain body is 4-3/4" tall
- Patented feature eliminates long drain tubes from closing water seal

Standard Finishes

MT2000-2/BRN	Brushed Nickel	\$ 385
MT2000-2/CHBRZ	Champagne Bronze	\$ 691
MT2000-2/CPB	Polished Chrome	\$ 322
MT2000-2/MB	Matte Black	\$ 494
MT2000-2/ORB	Oil Rubbed Bronze	\$ 463
MT2000-2/PN	Polished Nickel	\$ 385
MT2000-2/ULB	Unlacquered Brass	\$ 322
MT2000-2/VB	Venetian Bronze	\$ 463

Group 1 Finishes

All Group 1 Finishes	\$ 494
----------------------	--------

Group 2 Finishes

All Group 2 Finishes	\$ 691
----------------------	--------

Duet Finishes

MT2000-2D/BRN	Brushed Nickel	\$ 507
MT2000-2D/CHBRZ	Champagne Bronze	\$ 507
MT2000-2D/CPB	Polished Chrome	\$ 507
MT2000-2D/PN	Polished Nickel	\$ 507

(Matte Black is the Base Color for All Duet Products)

For Complete Lavatory Supply Kits with Bottle Trap See Pages 178 - 184

Notes:

P-Traps



1-1/4" P-Trap - Traditional Style with High Box Flange

MT3140

A traditionally styled 1-1/4" x 1-1/4" Lavatory P-Trap.

- 17 gauge brass (P-Trap)
- Includes High Box Flange

Consists of:

- 1 - MT301X 1-1/4" x 1-1/4" P-Trap
- 1 - MT314X 3" Diameter x 1-1/4" High Box flange

Standard Finishes

MT3140/BRN	Brushed Nickel
MT3140/CHBRZ	Champagne Bronze
MT3140/CPB	Polished Chrome
MT3140/MB	Matte Black
MT3140/ORB	Oil Rubbed Bronze
MT3140/PN	Polished Nickel
MT3140/ULB	Unlacquered Brass
MT3140/VB	Venetian Bronze

Group 1 Finishes

All Group 1 Finishes

Group 2 Finishes

All Group 2 Finishes

\$ 210
\$ 400
\$ 162
\$ 308
\$ 272
\$ 210
\$ 162
\$ 272
\$ 308
\$ 400

1-1/2" P-Trap - Traditional Style with High Box Flange

MT3130

A traditionally styled 1-1/2" x 1-1/2" Lavatory P-Trap.

- 17 gauge brass (P-Trap)
- Includes High Box Flange

Consists of:

- 1 - MT302X 1-1/2" x 1-1/2" P-Trap
- 1 - MT313X 3" Diameter x 1-1/2" High Box flange
- Includes reducing washer to fit 1-1/4" tailpiece

Standard Finishes

MT3130/BRN	Brushed Nickel	\$ 210
MT3130/CHBRZ	Champagne Bronze	\$ 400
MT3130/CPB	Polished Chrome	\$ 162
MT3130/MB	Matte Black	\$ 308
MT3130/ORB	Oil Rubbed Bronze	\$ 272
MT3130/PN	Polished Nickel	\$ 210
MT3130/ULB	Unlacquered Brass	\$ 162
MT3130/VB	Venetian Bronze	\$ 272

Group 1 Finishes

All Group 1 Finishes \$ 308

Group 2 Finishes

All Group 2 Finishes \$ 400

Notes:

P-Traps



1-1/4" P-Trap - Traditional Style - No Flange

MT301X

A traditionally styled 1-1/4" x 1-1/4" Lavatory P-Trap.

- 17 gauge brass
- Flange not included - Use high box flange MT314X

Standard Finishes

MT301X/BRN	Brushed Nickel	\$ 180
MT301X/CHBRZ	Champagne Bronze	\$ 328
MT301X/CPB	Polished Chrome	\$ 137
MT301X/MB	Matte Black	\$ 257
MT301X/ORB	Oil Rubbed Bronze	\$ 222
MT301X/PN	Polished Nickel	\$ 180
MT301X/ULB	Unlacquered Brass	\$ 137
MT301X/VB	Venetian Bronze	\$ 222

Group 1 Finishes

All Group 1 Finishes	\$ 257
----------------------	--------

Group 2 Finishes

All Group 2 Finishes	\$ 328
----------------------	--------

1-1/2" P-Trap - Traditional Style - No Flange

MT302X

A traditionally styled 1-1/2" x 1-1/2" Lavatory P-Trap.

- 17 gauge brass
- Flange not included - Use high box flange MT313X
- Includes reducing washer to fit 1-1/2" x 1-1/4" tailpiece

Standard Finishes

MT302X/BRN	Brushed Nickel	\$ 180
MT302X/CHBRZ	Champagne Bronze	\$ 328
MT302X/CPB	Polished Chrome	\$ 137
MT302X/MB	Matte Black	\$ 257
MT302X/ORB	Oil Rubbed Bronze	\$ 222
MT302X/PN	Polished Nickel	\$ 180
MT302X/ULB	Unlacquered Brass	\$ 137
MT302X/VB	Venetian Bronze	\$ 222

Group 1 Finishes

All Group 1 Finishes	\$ 257
----------------------	--------

Group 2 Finishes

All Group 2 Finishes	\$ 328
----------------------	--------

For Complete Lavatory Supply Kits with P-Trap See Pages 184 - 194

Notes:



MT304X

- 17 gauge brass
- 1-1/4" inlet x 1-1/2" PVC outlet
- Includes reducing washer to fit 1-1/4" tailpiece
- Trap includes cover tube for 1-1/2" PVC pipe and flange
- High box flange and PVC/ABS adaptors included
- MASS Approved
- IAPMO cUPC Approved

MT304X/BRN	Brushed Nickel	\$ 221
MT304X/CHBRZ	Champagne Bronze	\$ 425
MT304X/CPB	Polished Chrome	\$ 174
MT304X/MB	Matte Black	\$ 303
MT304X/ORB	Oil Rubbed Bronze	\$ 259
MT304X/PN	Polished Nickel	\$ 221
MT304X/ULB	Unlacquered Brass	\$ 174
MT304X/VB	Venetian Bronze	\$ 259

All Group 1 Finishes **\$ 303**

All Group 2 Finishes **\$ 425**

Notes:

P-Traps



1-1/2" P-Trap - Traditional Style - with Clean-Out Plug

MT305X

A traditionally styled 1-1/2" x 1-1/2" Lavatory P-Trap with Clean-Out.

- 17 gauge brass
- Flange not included - Use high box flange MT313X
- Includes reducing washer to fit 1-1/4" tailpiece

Standard Finishes

MT305X/BRN	Brushed Nickel	\$ 222
MT305X/CHBRZ	Champagne Bronze	\$ 425
MT305X/CPB	Polished Chrome	\$ 174
MT305X/MB	Matte Black	\$ 303
MT305X/ORB	Oil Rubbed Bronze	\$ 286
MT305X/PN	Polished Nickel	\$ 222
MT305X/ULB	Unlacquered Brass	\$ 174
MT305X/VB	Venetian Bronze	\$ 286

Group 1 Finishes

All Group 1 Finishes	\$ 303
----------------------	--------

Group 2 Finishes

All Group 2 Finishes	\$ 425
----------------------	--------



1-1/2" P-Trap - Traditional Style with Clean-Out Plug & High Box Flange

MT315X

A traditionally styled 1-1/2" x 1-1/2" Lavatory P-Trap with Clean-Out.

- 17 gauge brass
- Includes High Box flange

Consists of:

- 1 - MT305X 1-1/2" x 1-1/2" P-Trap with Clean-Out
- 1 - MT313X 3" Diameter x 1-1/2" High Box flange
- Includes reducing washer to fit 1-1/4" tailpiece

Standard Finishes

MT315X/BRN	Brushed Nickel	\$ 250
MT315X/CHBRZ	Champagne Bronze	\$ 493
MT315X/CPB	Polished Chrome	\$ 198
MT315X/MB	Matte Black	\$ 352
MT315X/ORB	Oil Rubbed Bronze	\$ 306
MT315X/PN	Polished Nickel	\$ 250
MT315X/ULB	Unlacquered Brass	\$ 198
MT315X/VB	Venetian Bronze	\$ 306

Group 1 Finishes

All Group 1 Finishes	\$ 352
----------------------	--------

Group 2 Finishes

All Group 2 Finishes	\$ 493
----------------------	--------



24" Lavatory Drain Extension

MT301X24

A traditionally styled 24" Lavatory Extension Arm for 1-1/4" x 1-1/4" P-Trap model MT301X

- 17 gauge brass
- Flange not included

MT302X24

A traditionally styled 24" Lavatory Extension Arm for 1-1/2" x 1-1/2" P-Trap model MT302X

- 17 gauge brass
- Flange not included

Standard Finishes

MT301X24/BRN	MT302X24/BRN	Brushed Nickel	\$ 258
MT301X24/CHBRZ	MT302X24/CHBRZ	Champagne Bronze	\$ 486
MT301X24/CPB	MT302X24/CPB	Polished Chrome	\$ 179
MT301X24/MB	MT302X24/MB	Matte Black	\$ 345
MT301X24/ORB	MT302X24/ORB	Oil Rubbed Bronze	\$ 276
MT301X24/PN	MT302X24/PN	Polished Nickel	\$ 258
MT301X24/ULB	MT302X24/ULB	Unlacquered Brass	\$ 179
MT301X24/VB	MT302X24/VB	Venetian Bronze	\$ 276

Group 1 Finishes

All Group 1 Finishes	\$ 345
----------------------	--------

Group 2 Finishes

All Group 2 Finishes	\$ 486
----------------------	--------

1-1/4" & 1-1/2" High Box Flange

MT314X

A 1-1/4" high box flange for 1-1/4" I.D. P-Traps

- 3" O.D. x 1-1/4" I.D. x 1-3/4" HT.
- Brass

MT313X

A 1-1/2" high box flange for 1-1/2" I.D. P-Traps

- 3" O.D. x 1-1/2" I.D. x 1-3/4" HT.
- Brass



Standard Finishes

MT314X/BRN	MT313X/BRN	Brushed Nickel	\$ 29
MT314X/CHBRZ	MT313X/CHBRZ	Champagne Bronze	\$ 69
MT314X/CPB	MT313X/CPB	Polished Chrome	\$ 24
MT314X/MB	MT313X/MB	Matte Black	\$ 48
MT314X/ORB	MT313X/ORB	Oil Rubbed Bronze	\$ 46
MT314X/PN	MT313X/PN	Polished Nickel	\$ 29
MT314X/ULB	MT313X/ULB	Unlacquered Brass	\$ 24
MT314X/VB	MT313X/VB	Venetian Bronze	\$ 46

Group 1 Finishes

All Group 1 Finishes	\$ 48
----------------------	-------

Group 2 Finishes

All Group 2 Finishes	\$ 69
----------------------	-------



Waste Pipe for Deluxe, Round, & Square Bottle Traps

MT406

This 1-1/4" O.D. x 16" long waste arm is designed for the deluxe, round, and square bottle traps. Use when the standard supplied waste arm is too short for your application.

- 17 gauge brass
- Flange not included
- Use with lavatory trap model numbers MT1000, MT2000-2, and MT3000

Standard Finishes

MT406/BRN	Brushed Nickel	\$ 139
MT406/CHBRZ	Champagne Bronze	\$ 248
MT406/CPB	Polished Chrome	\$ 81
MT406/MB	Matte Black	\$ 175
MT406/ORB	Oil Rubbed Bronze	\$ 157
MT406/PN	Polished Nickel	\$ 139
MT406/ULB	Unlacquered Brass	\$ 81
MT406/VB	Venetian Bronze	\$ 157

Group 1 Finishes

All Group 1 Finishes	\$ 175
----------------------	--------

Group 2 Finishes

All Group 2 Finishes	\$ 248
----------------------	--------



Space Saving Trap for Lavatory Sinks

MTSSTLAV

\$30

- By raising the tailpiece and redirecting the P-Trap to the back of the cabinet, you ensure maximum storage space
- Kit includes everything needed to hook up a lavatory sink

Notes:

Toilet Tank Levers

Section Contents

Kohler **251**

TOTO **252 - 253**

AXENT **253 - 254**

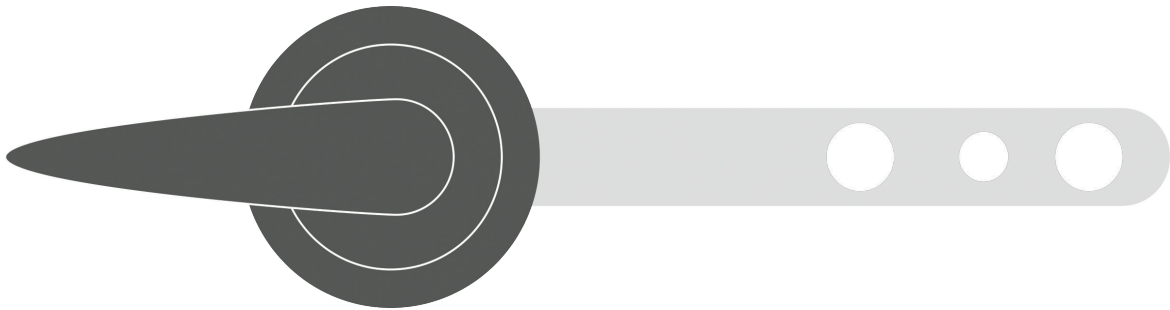
Icera **254**

Wax Rings **254**

Fixture Planning Diagrams

Use the toilet fixture planning diagram to simplify your product selection and complete your design.

Toilet Fixture Planning Diagram **20**





Side Mount Toilet Tank Lever - Kohler Wellworth Model Toilets


MT9379
This traditional style side mount toilet tank lever is the perfect finishing touch to your toilet. Available in a variety of finishes to match every fixture in your bathroom.

Kohler Wellworth Model Toilets:
K-3947, K-3948, K-3977, K-3978,
K-3997, K-3998

Standard Finishes		
MT9379/BRN	Brushed Nickel	\$ 62
MT9379/CHBRZ	Champagne Bronze	\$ 94
MT9379/MB	Matte Black	\$ 81
MT9379/ORB	Oil Rubbed Bronze	\$ 71
MT9379/PN	Polished Nickel	\$ 62
MT9379/ULB	Unlacquered Brass	\$ 41
MT9379/VB	Venetian Bronze	\$ 71

Group 1 Finishes	
All Group 1 Finishes	\$ 81

Group 2 Finishes	
All Group 2 Finishes	\$ 94



Front Mount Toilet Tank Lever - Kohler Model Toilets K-3486, K-3651

MT9461
This traditional style side mount toilet tank lever is the perfect finishing touch to your toilet. Available in a variety of finishes to match every fixture in your bathroom.

Kohler Model Toilets: K-3486, K-3651

Standard Finishes		
MT9461/BRN	Brushed Nickel	\$ 59
MT9461/CHBRZ	Champagne Bronze	\$ 156
MT9461/MB	Matte Black	\$ 110
MT9461/ORB	Oil Rubbed Bronze	\$ 80
MT9461/PN	Polished Nickel	\$ 59
MT9461/ULB	Unlacquered Brass	\$ 48
MT9461/VB	Venetian Bronze	\$ 80

Group 1 Finishes	
All Group 1 Finishes	\$ 110

Group 2 Finishes	
All Group 2 Finishes	\$ 156



Front Mount Toilet Tank Lever - Kohler Model Toilets K-3496, K-3497, K-3589

MT9466-L
This contemporary style side mount toilet tank lever is the perfect finishing touch to your toilet. Available in a variety of finishes to match every fixture in your bathroom.

Kohler Model Toilets: K-3496, K-3497,
K-3589

Standard Finishes		
MT9466-L/BRN	Brushed Nickel	\$ 50
MT9466-L/CHBRZ	Champagne Bronze	\$ 135
MT9466-L/MB	Matte Black	\$ 95
MT9466-L/ORB	Oil Rubbed Bronze	\$ 68
MT9466-L/PN	Polished Nickel	\$ 50
MT9466-L/ULB	Unlacquered Brass	\$ 32
MT9466-L/VB	Venetian Bronze	\$ 68

Group 1 Finishes	
All Group 1 Finishes	\$ 95

Group 2 Finishes	
All Group 2 Finishes	\$ 135



Side View

Side Mount Toilet Tank Lever - TOTO "Ultramax", "Carolina", "Carlyle", "Supreme"

MT904

This contemporary style side mount toilet tank lever is the perfect finishing touch to your toilet. Available in a variety of finishes to match every fixture in your bathroom.

Fits TOTO Model# THU004 for Ultramax, Carolina, Carlyle and Supreme toilets.

Standard Finishes

MT904/BRN	Brushed Nickel	\$ 64
MT904/CHBRZ	Champagne Bronze	\$ 124
MT904/MB	Matte Black	\$ 90
MT904/ORB	Oil Rubbed Bronze	\$ 68
MT904/PN	Polished Nickel	\$ 64
MT904/ULB	Unlacquered Brass	\$ 45
MT904/VB	Venetian Bronze	\$ 68

Group 1 Finishes

All Group 1 Finishes	\$ 90
----------------------	-------

Group 2 Finishes

All Group 2 Finishes	\$ 124
----------------------	--------



Side Mount Toilet Tank Lever - TOTO "Carrollton", "Promenade", "Whitney", "Dartmouth"

MT9141

This traditional style side mount toilet tank lever is the perfect finishing touch to your toilet. Available in a variety of finishes to match every fixture in your bathroom.

Fits TOTO Model# THU141 for Carrollton, Promenade, Whitney, and Dartmouth toilets.

Standard Finishes

MT9141/BRN	Brushed Nickel	\$ 127
MT9141/CHBRZ	Champagne Bronze	\$ 208
MT9141/MB	Matte Black	\$ 150
MT9141/ORB	Oil Rubbed Bronze	\$ 138
MT9141/PN	Polished Nickel	\$ 127
MT9141/ULB	Unlacquered Brass	\$ 91
MT9141/VB	Venetian Bronze	\$ 138

Group 1 Finishes

All Group 1 Finishes	\$ 150
----------------------	--------

Group 2 Finishes

All Group 2 Finishes	\$ 208
----------------------	--------



Side Mount Toilet Tank Lever - TOTO "Bristol", "Drake", "Vespin"

MT968

This contemporary style side mount toilet tank lever is the perfect finishing touch to your toilet. Available in a variety of finishes to match every fixture in your bathroom.

Fits TOTO Model# THU068 for Bristol, Drake, and Vespin toilets.

Standard Finishes

MT968/BRN	Brushed Nickel	\$ 64
MT968/CHBRZ	Champagne Bronze	\$ 124
MT968/MB	Matte Black	\$ 90
MT968/ORB	Oil Rubbed Bronze	\$ 68
MT968/PN	Polished Nickel	\$ 64
MT968/ULB	Unlacquered Brass	\$ 45
MT968/VB	Venetian Bronze	\$ 68

Group 1 Finishes

All Group 1 Finishes	\$ 90
----------------------	-------

Group 2 Finishes

All Group 2 Finishes	\$ 124
----------------------	--------



Front Mount Toilet Tank Lever - TOTO "Soiree"

MT2250

This contemporary style front mount toilet tank lever is the perfect finishing touch to your toilet. Available in a variety of finishes to match every fixture in your bathroom.

Fits TOTO "Soiree" Model Toilets

Standard Finishes

MT2250/BRN	Brushed Nickel	\$ 89
MT2250/CHBRZ	Champagne Bronze	\$ 172
MT2250/MB	Matte Black	\$ 123
MT2250/ORB	Oil Rubbed Bronze	\$ 99
MT2250/PN	Polished Nickel	\$ 89
MT2250/ULB	Unlacquered Brass	\$ 64
MT2250/VB	Venetian Bronze	\$ 99

Group 1 Finishes

All Group 1 Finishes	\$ 123
----------------------	--------

Group 2 Finishes

All Group 2 Finishes	\$ 172
----------------------	--------



Dual Flush Style Toilet Flusher for TOTO Aquia

MT221-160

Dual Flush style toilet flusher allows for conservation of water by reducing gallons used per flush. This will become the perfect finishing touch to your toilet!

Fits TOTO Aquia IV Model #'s:
CST446
MS446
MW446
MW646
MS646

Standard Finishes

MT221-160/BRN	Brushed Nickel	\$ 147
MT221-160/CHBRZ	Champagne Bronze	\$ 221
MT221-160/MB	Matte Black	\$ 181
MT221-160/ORB	Oil Rubbed Bronze	\$ 166
MT221-160/PN	Polished Nickel	\$ 147
MT221-160/ULB	Unlacquered Brass	\$ 136
MT221-160/VB	Venetian Bronze	\$ 166

Group 1 Finishes

All Group 1 Finishes	\$ 181
----------------------	--------

Group 2 Finishes

All Group 2 Finishes	\$ 221
----------------------	--------



Side Mount Toilet Tank Lever - TOTO "Guinevere", AXENT Italica

MT2310

This contemporary style side mount toilet tank lever is the perfect finishing touch to your toilet. Available in a variety of finishes to match every fixture in your bathroom.

Fits TOTO "Guinevere" Model Toilets

Fits AXENT Italica Toilet

Standard Finishes


MT2310/BRN	Brushed Nickel	\$ 109
MT2310/CHBRZ	Champagne Bronze	\$ 190
MT2310/MB	Matte Black	\$ 135
MT2310/ORB	Oil Rubbed Bronze	\$ 117
MT2310/PN	Polished Nickel	\$ 109
MT2310/ULB	Unlacquered Brass	\$ 84
MT2310/VB	Venetian Bronze	\$ 117

Group 1 Finishes

All Group 1 Finishes	\$ 135
----------------------	--------

Group 2 Finishes

All Group 2 Finishes	\$ 190
----------------------	--------



Front Mount Toilet Tank Lever - Icera F-65, AXENT

MT65
This traditional style front mount toilet tank lever is the perfect finishing touch to your toilet. Available in a variety of finishes to match every fixture in your bathroom.

Fits Icera "Julien", "Riose", "Vanier", & "Willshire" Model Toilets

Fits AXENT Model Toilets

Standard Finishes		
MT65/BRN	Brushed Nickel	\$ 89
MT65/CHBRZ	Champagne Bronze	\$ 140
MT65/MB	Matte Black	\$ 118
MT65/ORB	Oil Rubbed Bronze	\$ 106
MT65/PN	Polished Nickel	\$ 89
MT65/ULB	Unlacquered Brass	\$ 59
MT65/VB	Venetian Bronze	\$ 106
Group 1 Finishes		
All Group 1 Finishes		\$ 118
Group 2 Finishes		
All Group 2 Finishes		\$ 140

Don't Forget the Wax Ring!



Wax Ring
MT27WRB \$20




Wax Ring with Gasket
MT27TSK \$51

Notes:

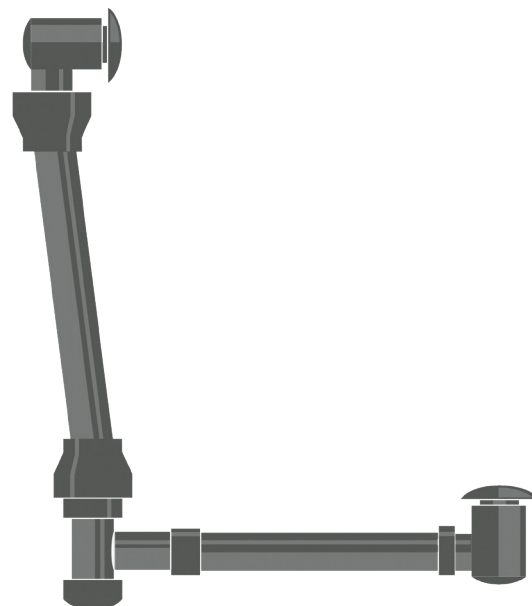
Get the Most Out of Your Bathtub

DoubleFlex™

Bath waste installations just became faster and easier. Introducing the new Mountain DoubleFlex™, the new bath waste system that is designed to handle misalignment problems. The secret is in the patented swivel joints at the overflow head and at the sanitary tee. We first incorporated this technology over 11 years ago with a swivel joint located at the overflow head; now we have also placed a swivel joint at the sanitary tee. What this means is that there is much more flexibility to compensate for misalignment when installing the bath tub. The DoubleFlex™ is available in both PVC and ABS as well as 3 different cable lengths to be utilized on any size tub.



Just look for the DoubleFlex™ Icon!



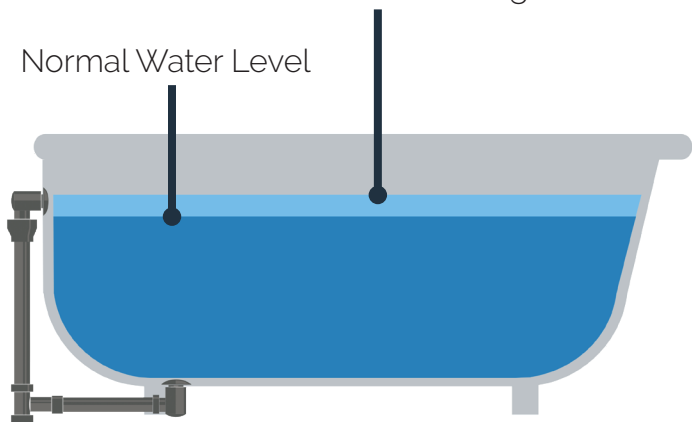
Immerse Yourself

The Mountain Plumbing "Immerse" feature allows you to have the most luxurious bathing experience you've ever had! It now comes standard on all Mountain Plumbing Products cable drains, allowing you to indulge in a more lavish bathing experience. The expertly engineered overflow has been developed for your tub to accommodate a near additional 2 inches of water. To fully take advantage of the immerse feature, simply fill your tub to the height you have been familiar with. Once seated and relaxed in your tub, the amount of displaced water will rise by approximately 2 inches and remain at this level. This additional water depth added to your tub will allow for you to be fully submerged, covering up your bare shoulders, and resulting in a more luxurious bath. It is the ultimate in getting the most out of your bathtub.

Water Level with Our Immerse Feature

- 2" Additional Soaking Room

Normal Water Level



Just look for the Immerse Icon!

Bath Waste & Overflow

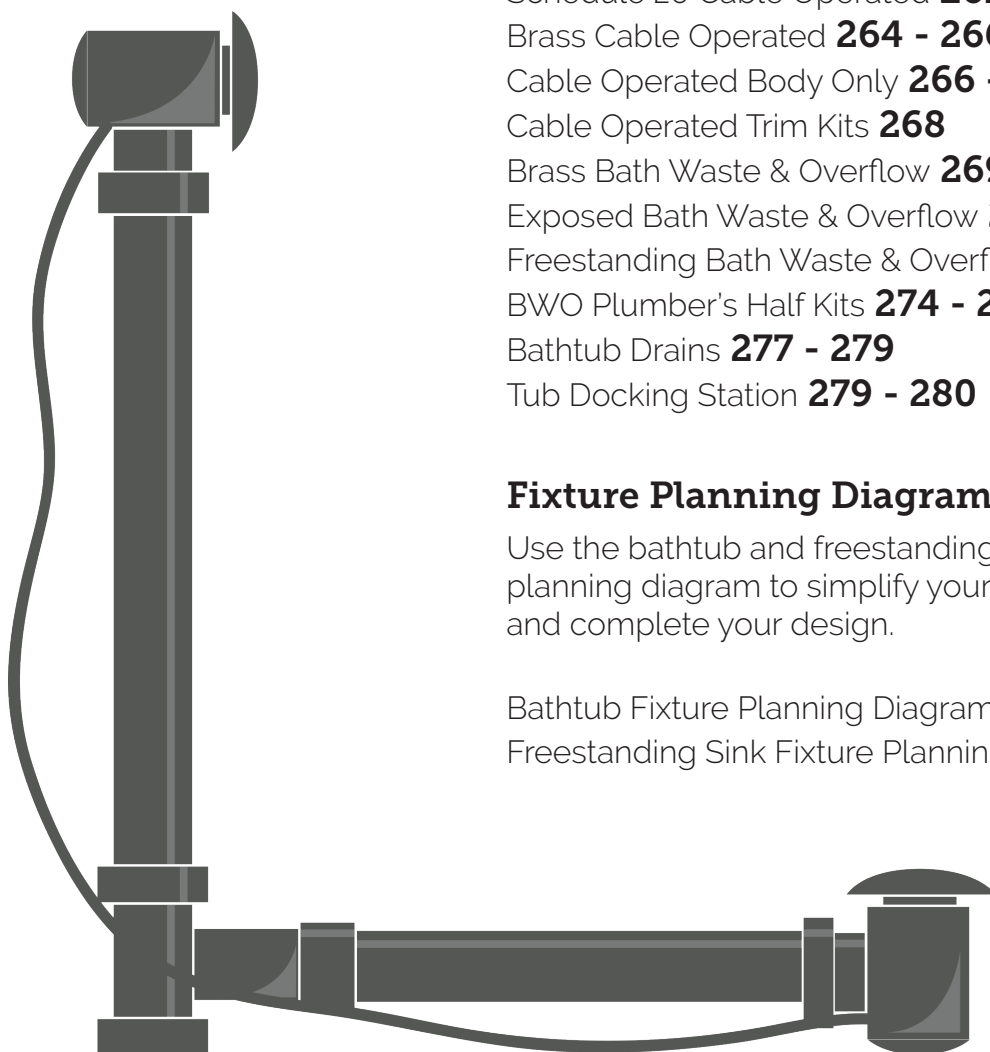
Section Contents

DoubleFlex™ Feature	255
Immerse Feature	255
DoubleFlex Adaptor	257
Schedule 40 Cable Operated	258 - 260
Schedule 20 Cable Operated	261 - 263
Brass Cable Operated	264 - 266
Cable Operated Body Only	266 - 267
Cable Operated Trim Kits	268
Brass Bath Waste & Overflow	269 - 270
Exposed Bath Waste & Overflow	271 - 272
Freestanding Bath Waste & Overflow	273
BWO Plumber's Half Kits	274 - 276
Bathtub Drains	277 - 279
Tub Docking Station	279 - 280

Fixture Planning Diagrams

Use the bathtub and freestanding bathtub fixture planning diagram to simplify your product selection and complete your design.

Bathtub Fixture Planning Diagram	15
Freestanding Sink Fixture Planning Diagram	16



DoubleFlex

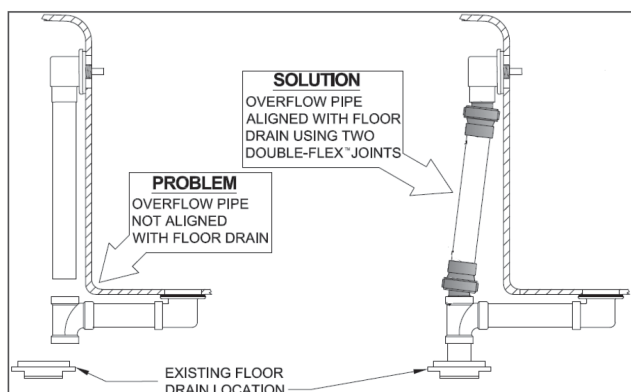
Bath waste installations just became faster and easier. **DoubleFlex** is designed to handle misalignment problems using patented swivel joints at the overflow head and at the sanitary tee.

- 1-1/2" Female x 1-1/2" Male Schedule 40
- Approved for all Drain, Waste, and Vent applications
- Comes Packaged in Clamshell Packaging
- All BWO40S Schedule 40 Cable Drains include 2 DoubleFlex Fittings*

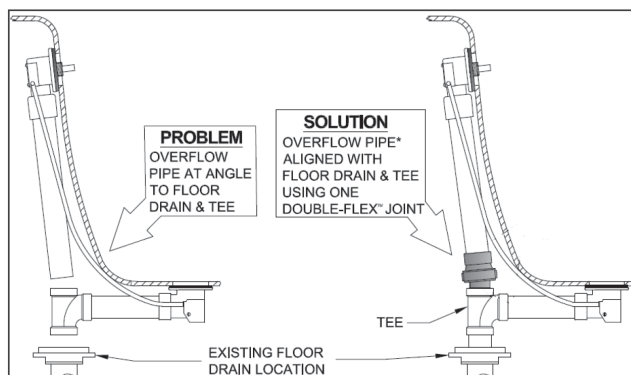
*One DoubleFlex fitting is pre-glued to the overflow head.

Available in PVC and ABS.

Problem/Scenario 1



Problem/Scenario 2



Comes Standard with Every Schedule 40 Cable Drain -or- Purchase Separately



PVC DoubleFlex Adaptor

CBWODF-P \$ 17



ABS DoubleFlex Adaptor

CBWODF-A \$ 17

Schedule 40 ABS & PVC Cable Operated Bath Waste & Overflow Drain with Patented Flexible Overflow Neck for 12" - 22" Tub Depths

BWO40S22A2 and BWO40S22P2

Cable operated bath drain with control knob at overflow. Includes a solid brass or plastic molded trim kit. Schedule 40 pipe with brass parts and 1-1/2" drain with patented, flexible overflow head conforms to any bathtub angle. Available in multiple finishes to match every fixture in your bathroom!

- Schedule 40 ABS or PVC
- Patented Flexible Overflow Control Neck
- Fits 12" to 22" Tub Depths
- Cable Length 27"
- Pipe not included
- Includes 1-1/2" Sanitary Tee
- Innovative DoubleFlex™ Design for Easy Installation

Kit Components:

- BWO40S22A2 or BWO40S22P2
- TRIMM3



ABS with Flexible Overflow Neck BWO40S22A2

Standard Finishes

BWO40S22A2/BRN	Brushed Nickel	\$ 295
BWO40S22A2/CHBRZ	Champagne Bronze	\$ 449
BWO40S22A2/CPB	Polished Chrome	\$ 266
BWO40S22A2/MB	Matte Black	\$ 374
BWO40S22A2/ORB	Oil Rubbed Bronze	\$ 349
BWO40S22A2/PN	Polished Nickel	\$ 295
BWO40S22A2/ULB	Unlacquered Brass	\$ 266
BWO40S22A2/VB	Venetian Bronze	\$ 349

Group 1 Finishes

All Group 1 Finishes	\$ 374
----------------------	--------

Group 2 Finishes

All Group 2 Finishes	\$ 449
----------------------	--------

Plastic Molded Finishes

BWO40S22A2/BL	Black	\$ 218
BWO40S22A2/BNE	Bone	\$ 218
BWO40S22A2/BT	Biscuit	\$ 218
BWO40S22A2/CPB	Polished Chrome	\$ 234
BWO40S22A2/IW	Ice White	\$ 218
BWO40S22A2/PW	Polar White	\$ 218
BWO40S22A2/WH	White	\$ 218

PVC with Flexible Overflow Neck BWO40S22P2

Standard Finishes

BWO40S22P2/BRN	Brushed Nickel	\$ 295
BWO40S22P2/CHBRZ	Champagne Bronze	\$ 449
BWO40S22P2/CPB	Polished Chrome	\$ 266
BWO40S22P2/MB	Matte Black	\$ 374
BWO40S22P2/ORB	Oil Rubbed Bronze	\$ 349
BWO40S22P2/PN	Polished Nickel	\$ 295
BWO40S22P2/ULB	Unlacquered Brass	\$ 266
BWO40S22P2/VB	Venetian Bronze	\$ 349

Group 1 Finishes

All Group 1 Finishes	\$ 374
----------------------	--------

Group 2 Finishes

All Group 2 Finishes	\$ 449
----------------------	--------

Plastic Molded Finishes

BWO40S22P2/BL	Black	\$ 218
BWO40S22P2/BNE	Bone	\$ 218
BWO40S22P2/BT	Biscuit	\$ 218
BWO40S22P2/CPB	Polished Chrome	\$ 234
BWO40S22P2/IW	Ice White	\$ 218
BWO40S22P2/PW	Polar White	\$ 218
BWO40S22P2/WH	White	\$ 218

For Cable Operated Rough and Trim Individual Parts Go To Pages 266 - 268

Schedule 40 ABS & PVC Cable Operated Bath Waste & Overflow Drain with Patented Flexible Overflow Neck for 23" - 36" Tub Depths


BWO40S45A2 and BWO40S45P2

Cable operated bath drain with control knob at overflow. Includes a solid brass or plastic molded trim kit. Schedule 40 pipe with brass parts and 1-1/2" drain with patented, flexible overflow neck conforms to any bathtub angle. Available in multiple finishes to match every fixture in your bathroom!

- Schedule 40 ABS or PVC
- Patented Flexible Overflow Control Neck
- Fits 23" to 36" Tub Depths
- Cable Length 39"
- Pipe not included
- Includes 1-1/2" Sanitary Tee
- Innovative DoubleFlex™ Design for Easy Installation

Kit Components:

- BWO40S45A2 or BWO40S45P2
- TRIMM3



ABS with Flexible Overflow Neck BWO40S45A2

Standard Finishes

BWO40S45A2/BRN	Brushed Nickel
BWO40S45A2/CHBRZ	Champagne Bronze
BWO40S45A2/CPB	Polished Chrome
BWO40S45A2/MB	Matte Black
BWO40S45A2/ORB	Oil Rubbed Bronze
BWO40S45A2/PN	Polished Nickel
BWO40S45A2/ULB	Unlacquered Brass
BWO40S45A2/VB	Venetian Bronze

Group 1 Finishes

All Group 1 Finishes

\$ 391

Group 2 Finishes

All Group 2 Finishes

\$ 465

Plastic Molded Finishes

BWO40S45A2/BL	Black	\$ 234
BWO40S45A2/BNE	Bone	\$ 234
BWO40S45A2/BT	Biscuit	\$ 234
BWO40S45A2/CPP	Polished Chrome	\$ 250
BWO40S45A2/IW	Ice White	\$ 234
BWO40S45A2/PW	Polar White	\$ 234
BWO40S45A2/WH	White	\$ 234

PVC with Flexible Overflow Neck BWO40S45P2

Standard Finishes

BWO40S45P2/BRN	Brushed Nickel	\$ 311
BWO40S45P2/CHBRZ	Champagne Bronze	\$ 465
BWO40S45P2/CPB	Polished Chrome	\$ 283
BWO40S45P2/MB	Matte Black	\$ 391
BWO40S45P2/ORB	Oil Rubbed Bronze	\$ 365
BWO40S45P2/PN	Polished Nickel	\$ 311
BWO40S45P2/ULB	Unlacquered Brass	\$ 283
BWO40S45P2/VB	Venetian Bronze	\$ 365

Group 1 Finishes

All Group 1 Finishes

\$ 391

Group 2 Finishes

All Group 2 Finishes

\$ 465

Plastic Molded Finishes

BWO40S45P2/BL	Black	\$ 234
BWO40S45P2/BNE	Bone	\$ 234
BWO40S45P2/BT	Biscuit	\$ 234
BWO40S45P2/CPP	Polished Chrome	\$ 250
BWO40S45P2/IW	Ice White	\$ 234
BWO40S45P2/PW	Polar White	\$ 234
BWO40S45P2/WH	White	\$ 234

For Cable Operated Rough and Trim Individual Parts Go To Pages 266 - 268

Schedule 40 ABS & PVC Cable Operated Bath Waste & Overflow Drain with Patented Flexible Overflow Neck for 36" - 45" Tub Depths

BWO40S61A2 and BWO40S61P2

Cable operated bath drain with control knob at overflow. Includes a solid brass or plastic molded trim kit. Schedule 40 pipe with brass parts and 1-1/2" drain with patented, flexible overflow head conforms to any bathtub angle. Available in multiple finishes to match every fixture in your bathroom!

- Schedule 40 ABS or PVC
- Patented Flexible Overflow Control Neck
- Fits 36" to 45" Tub Depths
- Cable Length 50"
- Pipe not included
- Includes 1-1/2" Sanitary Tee
- Innovative DoubleFlex™ Design for Easy Installation

Kit Components:

- BWO40S61A2 or BWO40S61P2
- TRIMM3



ABS with Flexible Overflow Neck BWO40S61A2

Standard Finishes

BWO40S61A2/BRN	Brushed Nickel	\$ 339
BWO40S61A2/CHBRZ	Champagne Bronze	\$ 493
BWO40S61A2/CPB	Polished Chrome	\$ 310
BWO40S61A2/MB	Matte Black	\$ 418
BWO40S61A2/ORB	Oil Rubbed Bronze	\$ 393
BWO40S61A2/PN	Polished Nickel	\$ 339
BWO40S61A2/ULB	Unlacquered Brass	\$ 310
BWO40S61A2/VB	Venetian Bronze	\$ 393

Group 1 Finishes

All Group 1 Finishes	\$ 418
----------------------	--------

Group 2 Finishes

All Group 2 Finishes	\$ 493
----------------------	--------

Plastic Molded Finishes

BWO40S61A2/BL	Black	\$ 262
BWO40S61A2/BNE	Bone	\$ 262
BWO40S61A2/BT	Biscuit	\$ 262
BWO40S61A2/CPB	Polished Chrome	\$ 278
BWO40S61A2/IW	Ice White	\$ 262
BWO40S61A2/PW	Polar White	\$ 262
BWO40S61A2/WH	White	\$ 262

PVC with Flexible Overflow Neck BWO40S61P2

Standard Finishes

BWO40S61P2/BRN	Brushed Nickel	\$ 339
BWO40S61P2/CHBRZ	Champagne Bronze	\$ 493
BWO40S61P2/CPB	Polished Chrome	\$ 310
BWO40S61P2/MB	Matte Black	\$ 418
BWO40S61P2/ORB	Oil Rubbed Bronze	\$ 393
BWO40S61P2/PN	Polished Nickel	\$ 339
BWO40S61P2/ULB	Unlacquered Brass	\$ 310
BWO40S61P2/VB	Venetian Bronze	\$ 393

Group 1 Finishes

All Group 1 Finishes	\$ 418
----------------------	--------

Group 2 Finishes

All Group 2 Finishes	\$ 493
----------------------	--------

Plastic Molded Finishes

BWO40S61P2/BL	Black	\$ 262
BWO40S61P2/BNE	Bone	\$ 262
BWO40S61P2/BT	Biscuit	\$ 262
BWO40S61P2/CPB	Polished Chrome	\$ 278
BWO40S61P2/IW	Ice White	\$ 262
BWO40S61P2/PW	Polar White	\$ 262
BWO40S61P2/WH	White	\$ 262

For Cable Operated Rough and Trim Individual Parts Go To Pages 266 - 268

Schedule 20 1-1/2" Tubular ABS Cable Operated Bath Waste & Overflow Drain with Patented Flexible Overflow Neck for 12" - 22" and 22" - 28" Tub Depths

BDR20S22-2 and BDR20S27-2

Complete cable operated bath waste & overflow kit includes pipe with trim kit. Molded in ABS and polypropylene using brass components. Includes a solid brass or plastic molded trim kit. Available in multiple finishes to match every fixture in your bathroom!

- Schedule 20 1-1/2" Drain
- Patented Flexible Overflow Neck
- For Acrylic, Fiberglass, Cast Iron, Steel, and Whirlpool Tubs
- Can be cut to size by installer

Kit Components:

- BDR20S22-2 or BDR20S27-2
- TRIMM3



ABS with Flexible Overflow Neck BDR20S22-2

- Vertical Pipe 12" to 22"
- Horizontal Pipe 7" to 12"
- Cable Length 27"

Standard Finishes

BDR20S22-2/BRN	Brushed Nickel	\$ 293
BDR20S22-2/CHBRZ	Champagne Bronze	\$ 447
BDR20S22-2/CPB	Polished Chrome	\$ 264
BDR20S22-2/MB	Matte Black	\$ 372
BDR20S22-2/ORB	Oil Rubbed Bronze	\$ 347
BDR20S22-2/PN	Polished Nickel	\$ 293
BDR20S22-2/ULB	Unlacquered Brass	\$ 264
BDR20S22-2/VB	Venetian Bronze	\$ 347

Group 1 Finishes

All Group 1 Finishes	\$ 372
----------------------	--------

Group 2 Finishes

All Group 2 Finishes	\$ 447
----------------------	--------

Plastic Molded Finishes

BDR20S22-2/BL	Black	\$ 216
BDR20S22-2/BNE	Bone	\$ 216
BDR20S22-2/BT	Biscuit	\$ 216
BDR20S22-2/CPP	Polished Chrome	\$ 232
BDR20S22-2/IW	Ice White	\$ 216
BDR20S22-2/PW	Polar White	\$ 216
BDR20S22-2/WH	White	\$ 216

ABS with Flexible Overflow Neck BDR20S27-2

- Vertical Pipe 22" to 28"
- Horizontal Pipe 7" to 12"
- Cable Length 39"

Standard Finishes

BDR20S27-2/BRN	Brushed Nickel	\$ 293
BDR20S27-2/CHBRZ	Champagne Bronze	\$ 447
BDR20S27-2/CPB	Polished Chrome	\$ 264
BDR20S27-2/MB	Matte Black	\$ 372
BDR20S27-2/ORB	Oil Rubbed Bronze	\$ 347
BDR20S27-2/PN	Polished Nickel	\$ 293
BDR20S27-2/ULB	Unlacquered Brass	\$ 264
BDR20S27-2/VB	Venetian Bronze	\$ 347

Group 1 Finishes

All Group 1 Finishes	\$ 372
----------------------	--------

Group 2 Finishes

All Group 2 Finishes	\$ 447
----------------------	--------

Plastic Molded Finishes

BDR20S27-2/BL	Black	\$ 216
BDR20S27-2/BNE	Bone	\$ 216
BDR20S27-2/BT	Biscuit	\$ 216
BDR20S27-2/CPP	Polished Chrome	\$ 232
BDR20S27-2/IW	Ice White	\$ 216
BDR20S27-2/PW	Polar White	\$ 216
BDR20S27-2/WH	White	\$ 216

For Cable Operated Rough and Trim Individual Parts Go To Pages 266 - 268

Schedule 20 1-1/2" Tubular ABS Cable Operated Bath Waste & Overflow Drain with Patented Flexible Overflow Neck for 22" - 28" Tub Depths

BDR20S35-2 and BDR20S45-2

Complete cable operated bath waste & overflow kit includes pipe with trim kit. Molded in ABS and polypropylene using brass components. Includes a solid brass or plastic molded trim kit. Available in multiple finishes to match every fixture in your bathroom!

- Schedule 20 1-1/2" Drain
- Patented Flexible Overflow Neck
- For Acrylic, Fiberglass, Cast Iron, Steel, and Whirlpool Tubs
- Can be cut to size by installer

Kit Components:

- BDR20S35-2 or BDR20S45-2
- TRIMM3



ABS with Flexible Overflow Neck BDR20S35-2

- Vertical Pipe 22" to 28"
- Horizontal Pipe 13" to 20"
- Cable Length 39"

ABS with Flexible Overflow Neck BDR20S45-2

- Vertical Pipe 22" to 28"
- Horizontal Pipe 22" to 27"
- Cable Length 39"

Standard Finishes

BDR20S35-2/BRN	Brushed Nickel	\$ 306
BDR20S35-2/CHBRZ	Champagne Bronze	\$ 460
BDR20S35-2/CPB	Polished Chrome	\$ 277
BDR20S35-2/MB	Matte Black	\$ 385
BDR20S35-2/ORB	Oil Rubbed Bronze	\$ 360
BDR20S35-2/PN	Polished Nickel	\$ 306
BDR20S35-2/ULB	Unlacquered Brass	\$ 277
BDR20S35-2/VB	Venetian Bronze	\$ 360

Group 1 Finishes

All Group 1 Finishes	\$ 385
----------------------	---------------

Group 2 Finishes

All Group 2 Finishes	\$ 460
----------------------	---------------

Plastic Molded Finishes

BDR20S35-2/BL	Black	\$ 229
BDR20S35-2/BNE	Bone	\$ 229
BDR20S35-2/BT	Biscuit	\$ 229
BDR20S35-2/CPP	Polished Chrome	\$ 245
BDR20S35-2/IW	Ice White	\$ 229
BDR20S35-2/PW	Polar White	\$ 229
BDR20S35-2/WH	White	\$ 229

Standard Finishes

BDR20S45-2/BRN	Brushed Nickel	\$ 306
BDR20S45-2/CHBRZ	Champagne Bronze	\$ 460
BDR20S45-2/CPB	Polished Chrome	\$ 277
BDR20S45-2/MB	Matte Black	\$ 385
BDR20S45-2/ORB	Oil Rubbed Bronze	\$ 360
BDR20S45-2/PN	Polished Nickel	\$ 306
BDR20S45-2/ULB	Unlacquered Brass	\$ 277
BDR20S45-2/VB	Venetian Bronze	\$ 360

Group 1 Finishes

All Group 1 Finishes	\$ 385
----------------------	---------------

Group 2 Finishes

All Group 2 Finishes	\$ 460
----------------------	---------------

Plastic Molded Finishes

BDR20S45-2/BL	Black	\$ 229
BDR20S45-2/BNE	Bone	\$ 229
BDR20S45-2/BT	Biscuit	\$ 229
BDR20S45-2/CPP	Polished Chrome	\$ 245
BDR20S45-2/IW	Ice White	\$ 229
BDR20S45-2/PW	Polar White	\$ 229
BDR20S45-2/WH	White	\$ 229

For Cable Operated Rough and Trim Individual Parts Go To Pages 266 - 268



Schedule 20 1-1/2" Tubular ABS Cable Operated Bath Waste & Overflow Drain with Patented Flexible Overflow Neck for 26" - 33" Tub Depth

BDR20S61-2

Complete cable operated bath waste & overflow kit includes pipe with trim kit. Molded in ABS and polypropylene using brass components. Includes a solid brass or plastic molded trim kit. Available in multiple finishes to match every fixture in your bathroom!

- Schedule 20 1-1/2" Drain
- Patented Flexible Overflow Neck
- For Acrylic, Fiberglass, Cast Iron, Steel, and Whirlpool Tubs
- Can be cut to size by installer
- Vertical Pipe 26" to 33"
- Horizontal Pipe 22" to 29"
- Cable Length 50"

Kit Components:

- BDR20S61-2
- TRIMM3

ABS with Flexible Overflow Neck BDR20S61-2

Standard Finishes

BDR20S61-2/BRN	Brushed Nickel	\$ 317
BDR20S61-2/CHBRZ	Champagne Bronze	\$ 471
BDR20S61-2/CPB	Polished Chrome	\$ 288
BDR20S61-2/MB	Matte Black	\$ 396
BDR20S61-2/ORB	Oil Rubbed Bronze	\$ 371
BDR20S61-2/PN	Polished Nickel	\$ 317
BDR20S61-2/ULB	Unlacquered Brass	\$ 288
BDR20S61-2/VB	Venetian Bronze	\$ 371

Group 1 Finishes

All Group 1 Finishes	\$ 396
----------------------	--------

Group 2 Finishes

All Group 2 Finishes	\$ 471
----------------------	--------

Plastic Molded Finishes

BDR20S61-2/BL	Black	\$ 240
BDR20S61-2/BNE	Bone	\$ 240
BDR20S61-2/BT	Biscuit	\$ 240
BDR20S61-2/CPB	Polished Chrome	\$ 256
BDR20S61-2/IW	Ice White	\$ 240
BDR20S61-2/PW	Polar White	\$ 240
BDR20S61-2/WH	White	\$ 240

For Cable Operated Rough and Trim Individual Parts Go To Pages 266 - 268



Brass Body Cable Operated Bath Waste & Overflow Drain with Patented Flexible Overflow Neck for 22" Tub

BDR20SBR22

Complete cable operated bath waste & overflow kit includes pipe with trim kit. Includes a solid brass molded trim kit. Available in multiple finishes to match every fixture in your bathroom!

- 1-1/2" 17 Gauge Tube
- Patented Flexible Overflow Neck swivels and conforms to any angle bathtub
- Vertical Pipe 12" to 22"
- Horizontal Pipe 7" to 13"

Kit Components:

- BDR20SBR22
- TRIMM3

Standard Finishes

BDR20SBR22/BRN	Brushed Nickel	\$ 873
BDR20SBR22/CHBRZ	Champagne Bronze	\$ 1035
BDR20SBR22/CPB	Polished Chrome	\$ 844
BDR20SBR22/MB	Matte Black	\$ 956
BDR20SBR22/ORB	Oil Rubbed Bronze	\$ 930
BDR20SBR22/PN	Polished Nickel	\$ 873
BDR20SBR22/ULB	Unlacquered Brass	\$ 844
BDR20SBR22/VB	Venetian Bronze	\$ 930

Group 1 Finishes

All Group 1 Finishes	\$ 956
----------------------	--------

Group 2 Finishes

All Group 2 Finishes	\$ 1035
----------------------	---------



Brass Body Cable Operated Bath Waste & Overflow Drain with Rigid Overflow Neck for 22" Tub

BDR20BR22

Complete cable operated bath waste & overflow kit includes pipe with trim kit. Includes a solid brass molded trim kit. Available in multiple finishes to match every fixture in your bathroom!

- 1-1/2" 17 Gauge Tube
- Rigid Overflow Neck
- Vertical Pipe 12" to 22"
- Horizontal Pipe 7" to 13"

Kit Components:

- BDR20BR22
- TRIMM3

Standard Finishes

BDR20BR22/BRN	Brushed Nickel	\$ 827
BDR20BR22/CHBRZ	Champagne Bronze	\$ 989
BDR20BR22/CPB	Polished Chrome	\$ 798
BDR20BR22/MB	Matte Black	\$ 910
BDR20BR22/ORB	Oil Rubbed Bronze	\$ 883
BDR20BR22/PN	Polished Nickel	\$ 827
BDR20BR22/ULB	Unlacquered Brass	\$ 798
BDR20BR22/VB	Venetian Bronze	\$ 883

Group 1 Finishes

All Group 1 Finishes	\$ 910
----------------------	--------

Group 2 Finishes

All Group 2 Finishes	\$ 989
----------------------	--------

For Cable Operated Rough and Trim Individual Parts Go To Pages 266 - 268



See Page 255

1-1/2" Sweat
Brass Tee

112CT \$46



See Page 255

1-1/2" Sweat
Brass Tee

112CT \$46

Brass Body Cable Operated Bath Waste & Overflow Drain with Patented Flexible Overflow Neck for 27" Tub

BDR20SBR27

Complete cable operated bath waste & overflow kit includes pipe with trim kit. Includes a solid brass molded trim kit. Available in multiple finishes to match every fixture in your bathroom!

- 1-1/2" 17 Gauge Tube
- Patented Flexible Overflow Neck swivels and conforms to any angle bathtub
- Vertical Pipe 22" to 27"
- Horizontal Pipe 7" to 13"

Kit Components:

- BDR20SBR27
- TRIMM3

Standard Finishes

BDR20SBR27/BRN	Brushed Nickel	\$ 960
BDR20SBR27/CHBRZ	Champagne Bronze	\$ 1122
BDR20SBR27/CPB	Polished Chrome	\$ 930
BDR20SBR27/MB	Matte Black	\$ 1043
BDR20SBR27/ORB	Oil Rubbed Bronze	\$ 1016
BDR20SBR27/PN	Polished Nickel	\$ 960
BDR20SBR27/ULB	Unlacquered Brass	\$ 930
BDR20SBR27/VB	Venetian Bronze	\$ 1016

Group 1 Finishes

All Group 1 Finishes	\$ 1043
----------------------	---------

Group 2 Finishes

All Group 2 Finishes	\$ 1122
----------------------	---------

Brass Body Cable Operated Bath Waste & Overflow Drain with Rigid Overflow Neck for 27" Tub

BDR20BR27

Complete cable-operated bath waste & overflow kit includes pipe with trim kit. Includes a solid brass molded trim kit. Available in multiple finishes to match every fixture in your bathroom!

- 1-1/2" 17 Gauge Tube
- Rigid Overflow Neck
- Vertical Pipe 22" to 27"
- Horizontal Pipe 7" to 13"

Kit Components:

- BDR20BR27
- TRIMM3

Standard Finishes

BDR20BR27/BRN	Brushed Nickel	\$ 854
BDR20BR27/CHBRZ	Champagne Bronze	\$ 1015
BDR20BR27/CPB	Polished Chrome	\$ 824
BDR20BR27/MB	Matte Black	\$ 937
BDR20BR27/ORB	Oil Rubbed Bronze	\$ 910
BDR20BR27/PN	Polished Nickel	\$ 854
BDR20BR27/ULB	Unlacquered Brass	\$ 824
BDR20BR27/VB	Venetian Bronze	\$ 910

Group 1 Finishes

All Group 1 Finishes	\$ 937
----------------------	--------

Group 2 Finishes

All Group 2 Finishes	\$ 1015
----------------------	---------

For Cable Operated Rough and Trim Individual Parts Go To Pages 266 - 268



Brass Body Cable Operated Bath Waste & Overflow Drain with Patented Flexible Overflow Neck for 21" Center Drain Tub

BDR20SBR45

Complete cable operated bath waste & overflow kit includes pipe with trim kit. Includes a solid brass molded trim kit. Available in multiple finishes to match every fixture in your bathroom!

- 1-1/2" 17 Gauge Tube
- Patented Flexible Overflow Head swivels and conforms to any angle bathtub
- Vertical Pipe 12" to 21"
- Horizontal Pipe 13" to 21"
- Designed for Center Drain Tubs

Kit Components:

- BDR20SBR45
- TRIMM3

Standard Finishes

BDR20SBR45/BRN	Brushed Nickel	\$ 1025
BDR20SBR45/CHBRZ	Champagne Bronze	\$ 1187
BDR20SBR45/CPB	Polished Chrome	\$ 996
BDR20SBR45/MB	Matte Black	\$ 1109
BDR20SBR45/ORB	Oil Rubbed Bronze	\$ 1082
BDR20SBR45/PN	Polished Nickel	\$ 1025
BDR20SBR45/ULB	Unlacquered Brass	\$ 996
BDR20SBR45/VB	Venetian Bronze	\$ 1082

Group 1 Finishes

All Group 1 Finishes \$ 1109

Group 2 Finishes

All Group 2 Finishes \$ 1187

Cable Operated Bath Waste & Overflow - Body Only - Brass with Patented Flexible Overflow Neck

BDR20SBR

1-1/2" 17 gauge pipe, solid brass tub drain with our patented, flexible overflow to conform to any angle bath. Comes with factory sealed swivel overflow neck. Use with TRIMM3 & TRIMM3LV Kits. A premium drain for those who want the best! Patent ball joint.

Three Sizes Available

- BDR20SBR22 (for 12" - 22" tub depth) \$ 732
- BDR20SBR27 (for 22" - 28" tub depth) \$ 817
- BDR20SBR45 (for 22" - 28" tub depth) \$ 906



Cable Operated Bath Waste & Overflow - Body Only - Brass with Rigid Overflow Neck

BDR20BR

1-1/2" 17 gauge pipe, solid brass tub drain with rigid overflow neck. Use with TRIMM3 & TRIMM3LV Kits. A premium drain for those who want the best! Patent ball joint.

Two Sizes Available

- BDR20BR22 (for 12" - 22" tub depth) \$ 708
- BDR20BR27 (for 22" - 28" tub depth) \$ 735



Cable Operated Drain with Patented Flexible Overflow Control Neck - ABS or PVC - Pipe Not Included

BWO40S

Cable operated bath drain with control knob at overflow. Schedule 40 pipe with brass parts and 1-1/2" drain with patented, flexible overflow head conforms to any bathtub angle. Overflow with swivel action using patented swivel ball joint. Drain comes in either ABS or PVC. Use with TRIMM3 and TRIMM3LV Kits. Pipe not included. All installation hardware included.

Three Sizes Available in ABS (A)

- BWO40S22A2 (for 12" - 22" tub depth) **\$ 182**
- BWO40S45A2 (for 23" - 36" tub depth) **\$ 198**
- BWO40S61A2 (for 36" - 45" tub depth) **\$ 226**

Three Sizes Available in PVC (P)

- BWO40S22P2 (for 12" - 22" tub depth) **\$ 182**
- BWO40S45P2 (for 23" - 36" tub depth) **\$ 198**
- BWO40S61P2 (for 36" - 45" tub depth) **\$ 226**



Schedule 20 1-1/2" Tubular ABS Cable Operated Bath Waste & Overflow - Body Only - Patented Flexible Overflow Neck

BDR20S

Complete schedule 20 1-1/2" tubular bath drain with patented flexible overflow neck, molded in ABS using metal components. For use with TRIMM3-KITS and TRIMM3LV-KITS. All installation hardware included.

Five Sizes Available

- BDR20S22-2 (for 12" - 22" tub depth) **\$ 179**
- BDR20S27-2 (for 22" - 28" tub depth) **\$ 179**
- BDR20S35-2 (for 22" - 28" tub depth) **\$ 193**
- BDR20S45-2 (for 22" - 28" tub depth) **\$ 193**
- BDR20S61-2 (for 26" - 33" tub depth) **\$ 204**





Round Trim for All Cable Operated Drains

TRIMM3

Round trim is used for cable operated bathtub drains. Available in multiple finishes to match every fixture in your bathroom! Available in Molded Plastic or Solid Brass

Standard Finishes

TRIMM3/BRN	Brushed Nickel	\$ 113
TRIMM3/CHBRZ	Champagne Bronze	\$ 267
TRIMM3/CPB	Polished Chrome	\$ 85
TRIMM3/MB	Matte Black	\$ 193
TRIMM3/ORB	Oil Rubbed Bronze	\$ 167
TRIMM3/PN	Polished Nickel	\$ 113
TRIMM3/ULB	Unlacquered Brass	\$ 85
TRIMM3/VB	Venetian Bronze	\$ 167

Group 1 Finishes

All Group 1 Finishes	\$ 193
----------------------	--------

Group 2 Finishes

All Group 2 Finishes	\$ 267
----------------------	--------

Plastic Molded Finishes

TRIMM3/BL	Black	\$ 36
TRIMM3/BNE	Bone	\$ 36
TRIMM3/BT	Biscuit	\$ 36
TRIMM3/CPB	Polished Chrome	\$ 53
TRIMM3/IW	Ice White	\$ 36
TRIMM3/PW	Polar White	\$ 36
TRIMM3/WH	White	\$ 36



Handle for ADA Extension to TRIMM3

TUBLEVER-LNG

Handle for ADA Extension to TRIMM3 round bathtub trim. TRIMM3 is used for cable operated bathtub drains. Available in Polished Chrome only.

Standard Finishes

TUBLEVER-LNG/CPB	Polished Chrome	\$ 26
------------------	-----------------	-------



Pressure Test Kit for Cable Operated Bath Drain

BDR/TESTKIT1

\$ 70

Pressure Test Kit for all ABS, PVC, & Polypropelene Schedule 20 and Schedule 40. Enables pressure testing of your cable operated bath waste drains. Use with Mountain Plumbing bath waste & overflows only.



See Page 255

1-1/2" Sweat
Brass Tee

112CT \$46



See Page 255

1-1/2" Sweat
Brass Tee

112CT \$46

Economy Lift & Turn Style Bath Waste & Overflow Drain (Brass Body)

- 1-1/2" 17 Gauge Tube
- Brass body drain with 3" tailpiece
- Includes lift and turn trim kit
- Economy face plate has two exposed screws

HBDWLT22 Vertical Pipe 20"-26" & Horizontal Pipe 5"-14"

Standard Finishes

HBDWLT22/BRN	Brushed Nickel	\$ 379
HBDWLT22/CHBRZ	Champagne Bronze	\$ 516
HBDWLT22/CPB	Polished Chrome	\$ 345
HBDWLT22/MB	Matte Black	\$ 441
HBDWLT22/ORB	Oil Rubbed Bronze	\$ 392
HBDWLT22/PN	Polished Nickel	\$ 379
HBDWLT22/ULB	Unlacquered Brass	\$ 345
HBDWLT22/VB	Venetian Bronze	\$ 392

Group 1 Finishes

All Group 1 Finishes	\$ 441
----------------------	--------

Group 2 Finishes

All Group 2 Finishes	\$ 516
----------------------	--------

HBDWLT45 Vertical Pipe 26"-34" & Horizontal Pipe 14"-28"
(For Center Drain Tubs)

Standard Finishes

HBDWLT45/BRN	Brushed Nickel	\$ 615
HBDWLT45/CHBRZ	Champagne Bronze	\$ 752
HBDWLT45/CPB	Polished Chrome	\$ 580
HBDWLT45/MB	Matte Black	\$ 676
HBDWLT45/ORB	Oil Rubbed Bronze	\$ 628
HBDWLT45/PN	Polished Nickel	\$ 615
HBDWLT45/ULB	Unlacquered Brass	\$ 580
HBDWLT45/VB	Venetian Bronze	\$ 628

Group 1 Finishes

All Group 1 Finishes	\$ 676
----------------------	--------

Group 2 Finishes

All Group 2 Finishes	\$ 752
----------------------	--------

Deluxe Lift & Turn Style Bath Waste & Overflow Drain (Brass Body)

- 1-1/2" 17 Gauge Tube
- Brass body drain with 3" tailpiece
- Includes lift and turn trim kit
- Designer face plate features no exposed screws

BDWUNLT22 Vertical Pipe 20"-26" & Horizontal Pipe 5"-14"

Standard Finishes

BDWUNLT22/BRN	Brushed Nickel	\$ 392
BDWUNLT22/CHBRZ	Champagne Bronze	\$ 544
BDWUNLT22/CPB	Polished Chrome	\$ 367
BDWUNLT22/MB	Matte Black	\$ 460
BDWUNLT22/ORB	Oil Rubbed Bronze	\$ 423
BDWUNLT22/PN	Polished Nickel	\$ 392
BDWUNLT22/ULB	Unlacquered Brass	\$ 367
BDWUNLT22/VB	Venetian Bronze	\$ 423

Group 1 Finishes

All Group 1 Finishes	\$ 460
----------------------	--------

Group 2 Finishes

All Group 2 Finishes	\$ 544
----------------------	--------

BDWUNLT45 Vertical Pipe 26"-34" & Horizontal Pipe 14"-28"
(For Center Drain Tubs)

Standard Finishes

BDWUNLT45/BRN	Brushed Nickel	\$ 628
BDWUNLT45/CHBRZ	Champagne Bronze	\$ 780
BDWUNLT45/CPB	Polished Chrome	\$ 604
BDWUNLT45/MB	Matte Black	\$ 696
BDWUNLT45/ORB	Oil Rubbed Bronze	\$ 659
BDWUNLT45/PN	Polished Nickel	\$ 628
BDWUNLT45/ULB	Unlacquered Brass	\$ 604
BDWUNLT45/VB	Venetian Bronze	\$ 659

Group 1 Finishes

All Group 1 Finishes	\$ 696
----------------------	--------

Group 2 Finishes

All Group 2 Finishes	\$ 780
----------------------	--------



Soft Toe Touch Style Bath Waste & Overflow Drain (Brass Body)

- 1-1/2" 17 Gauge Tube
- Brass body drain with slim design overflow cover and 3" tailpiece
- Includes EZ-Click™ trim kit with lifetime warranty on drain mechanism
- Designer face plate features no exposed screws

BDWUNV22 Vertical Pipe 20"-26" & Horizontal Pipe 5"-14"

Standard Finishes

BDWUNV22/BRN	Brushed Nickel	\$ 445
BDWUNV22/CHBRZ	Champagne Bronze	\$ 657
BDWUNV22/CPB	Polished Chrome	\$ 419
BDWUNV22/MB	Matte Black	\$ 544
BDWUNV22/ORB	Oil Rubbed Bronze	\$ 475
BDWUNV22/PN	Polished Nickel	\$ 445
BDWUNV22/ULB	Unlacquered Brass	\$ 419
BDWUNV22/VB	Venetian Bronze	\$ 475

Group 1 Finishes

All Group 1 Finishes **\$ 544**

Group 2 Finishes

All Group 2 Finishes **\$ 657**

BDWUNV45 Vertical Pipe 26"-34" & Horizontal Pipe 14"-28"
(For Center Drain Tubs)

Standard Finishes

BDWUNV45/BRN	Brushed Nickel	\$ 691
BDWUNV45/CHBRZ	Champagne Bronze	\$ 906
BDWUNV45/CPB	Polished Chrome	\$ 665
BDWUNV45/MB	Matte Black	\$ 792
BDWUNV45/ORB	Oil Rubbed Bronze	\$ 722
BDWUNV45/PN	Polished Nickel	\$ 691
BDWUNV45/ULB	Unlacquered Brass	\$ 665
BDWUNV45/VB	Venetian Bronze	\$ 722

Group 1 Finishes

All Group 1 Finishes **\$ 792**

Group 2 Finishes

All Group 2 Finishes	\$ 906
----------------------	--------

Notes:



Exposed Bottom Outlet Bath Waste & Overflow with Swivel Neck & EZ-Click™ Drain

BDEXP1

Designed for tubs requiring exposed bath waste and overflow.

- Fully Plated Solid Brass Body
- 17 Gauge Tube
- Swivel Overflow Neck
- Designer Face Plate with No Holes
- Deluxe EZ-Click™ Drain

Standard Finishes

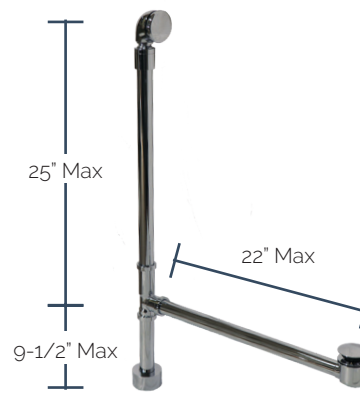
BDEXP1/BRN	Brushed Nickel	\$ 908
BDEXP1/CHBRZ	Champagne Bronze	\$ 1095
BDEXP1/CPB	Polished Chrome	\$ 660
BDEXP1/MB	Matte Black	\$ 990
BDEXP1/PN	Polished Nickel	\$ 908
BDEXP1/ULB	Unlacquered Brass	\$ 660

Group 1 Finishes

All Group 1 Finishes **\$ 1109**

Group 2 Finishes

All Group 2 Finishes **\$ 1308**



Exposed Bottom Outlet Bath Waste & Overflow with Swivel Neck & EZ-Click™ Drain (Extended)

BDEXP1-VA

Designed for tubs requiring exposed bath waste and overflow and a longer horizontal drain pipe.

- Fully Plated Solid Brass Body
- 17 Gauge Tube
- Swivel Overflow Neck
- Designer Face Plate with No Holes
- Deluxe EZ-Click™ Drain
- 22" Horizontal Tube

Standard Finishes

BDEXP1-VA/BRN	Brushed Nickel	\$ 1001
BDEXP1-VA/CHBRZ	Champagne Bronze	\$ 1202
BDEXP1-VA/CPB	Polished Chrome	\$ 741
BDEXP1-VA/MB	Matte Black	\$ 1098
BDEXP1-VA/PN	Polished Nickel	\$ 1001
BDEXP1-VA/ULB	Unlacquered Brass	\$ 741

Group 1 Finishes

All Group 1 Finishes **\$ 1223**

Group 2 Finishes

All Group 2 Finishes **\$ 1443**

Notes:



Exposed Direct Outlet Bath Waste & Overflow with Swivel Neck & EZ-Click™ Drain

BDEXP2

Designed for tubs requiring exposed bath waste and overflow.

- Fully Plated Solid Brass Body
- 17 Gauge Tube
- Swivel Overflow Neck
- Designer Face Plate with No Holes
- Deluxe EZ-Click™ Drain

Standard Finishes

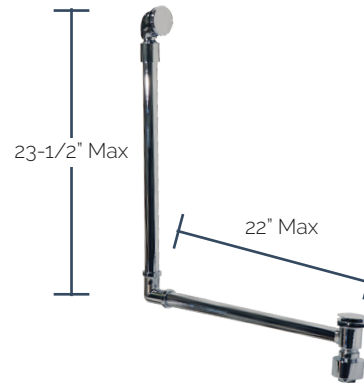
BDEXP2/BRN	Brushed Nickel	\$ 935
BDEXP2/CHBRZ	Champagne Bronze	\$ 1155
BDEXP2/CPB	Polished Chrome	\$ 715
BDEXP2/MB	Matte Black	\$ 1018
BDEXP2/PN	Polished Nickel	\$ 935
BDEXP2/ULB	Unlacquered Brass	\$ 715

Group 1 Finishes

All Group 1 Finishes	\$ 1140
----------------------	---------

Group 2 Finishes

All Group 2 Finishes	\$ 1345
----------------------	---------



Exposed Direct Outlet Bath Waste & Overflow with Swivel Neck & EZ-Click™ Drain (Extended)

BDEXP2-VA

Designed for tubs requiring exposed bath waste and overflow and a longer horizontal drain pipe.

- Fully Plated Solid Brass Body
- 17 Gauge Tube
- Swivel Overflow Neck
- Designer Face Plate with No Holes
- Deluxe EZ-Click™ Drain
- 22" Horizontal Tube

Standard Finishes

BDEXP2-VA/BRN	Brushed Nickel	\$ 1029
BDEXP2-VA/CHBRZ	Champagne Bronze	\$ 1263
BDEXP2-VA/CPB	Polished Chrome	\$ 796
BDEXP2-VA/MB	Matte Black	\$ 1117
BDEXP2-VA/PN	Polished Nickel	\$ 1029
BDEXP2-VA/ULB	Unlacquered Brass	\$ 796

Group 1 Finishes

All Group 1 Finishes	\$ 1251
----------------------	---------

Group 2 Finishes

All Group 2 Finishes	\$ 1476
----------------------	---------



Exposed Overflow Drain with Swivel Neck & Detached EZ-Click™ Drain

BDEXP3

Designed for tubs requiring exposed bath waste and overflow.

- Fully Plated Solid Brass Body
- 17 Gauge Tube
- Swivel Overflow Neck
- Designer Face Plate with No Holes
- Deluxe EZ-Click™ Drain

Standard Finishes

BDEXP3/BRN	Brushed Nickel	\$ 545
BDEXP3/CHBRZ	Champagne Bronze	\$ 743
BDEXP3/CPB	Polished Chrome	\$ 396
BDEXP3/MB	Matte Black	\$ 655
BDEXP3/PN	Polished Nickel	\$ 545
BDEXP3/ULB	Unlacquered Brass	\$ 396

Group 1 Finishes

All Group 1 Finishes	\$ 733
----------------------	--------

Group 2 Finishes

All Group 2 Finishes	\$ 866
----------------------	--------



Clawfoot Style Bath Waste & Overflow with Lift & Turn Trim Kit (Brass Body)

BDLTCFT22

Clawfoot Style bath waste and overflow is a completely polished and plated 17 gauge tube. Designed for exposed applications in clawfoot and slipper style bathtubs.

- Solid Brass Body
- Includes Lift & Turn Trim Kit

Standard Finishes

BDLTCFT22/BRN	Brushed Nickel	\$ 940
BDLTCFT22/CHBRZ	Champagne Bronze	\$ 1424
BDLTCFT22/CPB	Polished Chrome	\$ 684
BDLTCFT22/MB	Matte Black	\$ 1098
BDLTCFT22/ORB	Oil Rubbed Bronze	\$ 1007
BDLTCFT22/PN	Polished Nickel	\$ 940
BDLTCFT22/ULB	Unlacquered Brass	\$ 684
BDLTCFT22/VB	Venetian Bronze	\$ 1007

Group 1 Finishes

All Group 1 Finishes	\$ 1098
----------------------	---------

Group 2 Finishes

All Group 2 Finishes	\$ 1424
----------------------	---------



See Page 255



Clawfoot Style Bath Waste & Overflow with EZ-Click™ Trim Kit (Brass Body)

BDSCFT22

Clawfoot Style bath waste and overflow is a completely polished and plated 17 gauge tube. Designed for exposed applications in clawfoot and slipper style bathtubs.

- Solid Brass Body
- Patented Flexible Overflow Control Neck
- Includes EZ-Click™ trim kit with lifetime warranty on drain mechanism

Standard Finishes

BDSCFT22/BRN	Brushed Nickel	\$ 1121
BDSCFT22/CHBRZ	Champagne Bronze	\$ 1569
BDSCFT22/CPB	Polished Chrome	\$ 1000
BDSCFT22/MB	Matte Black	\$ 1484
BDSCFT22/ORB	Oil Rubbed Bronze	\$ 1366
BDSCFT22/PN	Polished Nickel	\$ 1121
BDSCFT22/ULB	Unlacquered Brass	\$ 1000
BDSCFT22/VB	Venetian Bronze	\$ 1366

Group 1 Finishes

All Group 1 Finishes	\$ 1484
----------------------	---------

Group 2 Finishes

All Group 2 Finishes	\$ 1569
----------------------	---------



Clawfoot Style Bath Waste & Overflow with Brass Plug and Chain (Brass Body)

BDPCCFT22

Clawfoot Style bath waste and overflow is a completely polished and plated 17 gauge tube. Designed for exposed applications in clawfoot and slipper style bathtubs.

- Solid Brass Body
- Includes Brass Plug and Chain

Standard Finishes

BDPCCFT22/BRN	Brushed Nickel	\$ 861
BDPCCFT22/CHBRZ	Champagne Bronze	\$ 1373
BDPCCFT22/CPB	Polished Chrome	\$ 606
BDPCCFT22/MB	Matte Black	\$ 978
BDPCCFT22/ORB	Oil Rubbed Bronze	\$ 921
BDPCCFT22/PN	Polished Nickel	\$ 861
BDPCCFT22/ULB	Unlacquered Brass	\$ 606
BDPCCFT22/VB	Venetian Bronze	\$ 921

Group 1 Finishes

All Group 1 Finishes	\$ 978
----------------------	--------

Group 2 Finishes

All Group 2 Finishes	\$ 1373
----------------------	---------





See Page 255



ABS & PVC Plumber's Half Kit with Economy Lift & Turn Trim (Two Hole Face Plate)

- Economy Lift & Turn Plumber's Half Kit with Two Hole Face Plate
- All half kits contain rigid overflow elbow, drain shoe, tee, trim kit, and test plugs
- Pipe not included in half kits

ABS BDWPLTA

Standard Finishes

BDWPLTA/BRN	Brushed Nickel	\$ 171
BDWPLTA/CHBRZ	Champagne Bronze	\$ 309
BDWPLTA/CPB	Polished Chrome	\$ 138
BDWPLTA/MB	Matte Black	\$ 234
BDWPLTA/ORB	Oil Rubbed Bronze	\$ 185
BDWPLTA/PN	Polished Nickel	\$ 171
BDWPLTA/ULB	Unlacquered Brass	\$ 138
BDWPLTA/VB	Venetian Bronze	\$ 185

Group 1 Finishes

All Group 1 Finishes	\$ 234
----------------------	--------

Group 2 Finishes

All Group 2 Finishes	\$ 309
----------------------	--------

PVC BDWPLTP

Standard Finishes

BDWPLTP/BRN	Brushed Nickel	\$ 171
BDWPLTP/CHBRZ	Champagne Bronze	\$ 309
BDWPLTP/CPB	Polished Chrome	\$ 138
BDWPLTP/MB	Matte Black	\$ 234
BDWPLTP/ORB	Oil Rubbed Bronze	\$ 185
BDWPLTP/PN	Polished Nickel	\$ 171
BDWPLTP/ULB	Unlacquered Brass	\$ 138
BDWPLTP/VB	Venetian Bronze	\$ 185

Group 1 Finishes

All Group 1 Finishes	\$ 234
----------------------	--------

Group 2 Finishes

All Group 2 Finishes	\$ 309
----------------------	--------



See Page 255



ABS & PVC Plumber's Half Kit with Deluxe Lift & Turn Trim (Designer Face Plate)

- Deluxe Lift & Turn with Designer Face Plate
- All half kits contain rigid overflow elbow, drain shoe, tee, trim kit, and test plugs
- Pipe not included in half kits

ABS BDWUNLTA

Standard Finishes

BDWUNLTA/BRN	Brushed Nickel	\$ 185
BDWUNLTA/CHBRZ	Champagne Bronze	\$ 337
BDWUNLTA/CPB	Polished Chrome	\$ 160
BDWUNLTA/MB	Matte Black	\$ 253
BDWUNLTA/ORB	Oil Rubbed Bronze	\$ 216
BDWUNLTA/PN	Polished Nickel	\$ 185
BDWUNLTA/ULB	Unlacquered Brass	\$ 160
BDWUNLTA/VB	Venetian Bronze	\$ 216

Group 1 Finishes

All Group 1 Finishes	\$ 253
----------------------	--------

Group 2 Finishes

All Group 2 Finishes	\$ 337
----------------------	--------

PVC BDWUNLTP

Standard Finishes

BDWUNLTP/BRN	Brushed Nickel	\$ 185
BDWUNLTP/CHBRZ	Champagne Bronze	\$ 337
BDWUNLTP/CPB	Polished Chrome	\$ 160
BDWUNLTP/MB	Matte Black	\$ 253
BDWUNLTP/ORB	Oil Rubbed Bronze	\$ 216
BDWUNLTP/PN	Polished Nickel	\$ 185
BDWUNLTP/ULB	Unlacquered Brass	\$ 160
BDWUNLTP/VB	Venetian Bronze	\$ 216

Group 1 Finishes

All Group 1 Finishes	\$ 253
----------------------	--------

Group 2 Finishes

All Group 2 Finishes	\$ 337
----------------------	--------



- Economy Soft Toe Touch Trim Plumber's Half Kit
- All half kits contain rigid overflow elbow, drain shoe, tee, trim kit, and test plugs
- Pipe not included in half kits

Group 2 Finishes	
All Group 2 Finishes	\$ 283

Group 2 Finishes	
All Group 2 Finishes	\$ 283



- Includes EZ-Click™ trim kit with lifetime warranty on drain mechanism
- All half kits contain rigid overflow elbow, drain shoe, tee, trim kit, and test plugs
- Pipe not included in half kits

BDWUNVA/BNE	Bone	\$ 297
BDWUNVA/BT	Biscuit	\$ 297
BDWUNVA/IW	Ice White	\$ 297
BDWUNVA/PW	Polar White	\$ 297
BDWUNVA/WH	White	\$ 297

BDWUNVP/BNE	Bone	\$ 297
BDWUNVP/BT	Biscuit	\$ 297
BDWUNVP/IW	Ice White	\$ 297
BDWUNVP/PW	Polar White	\$ 297
BDWUNVP/WH	White	\$ 297



Drain Trim Kit with Deluxe EZ-Click™

UNVTRIM

Round style trim kit will fit most manufacturer's drain bodies. Lifetime warranty on EZ-Click™ "soft touch" drain mechanism.

- Trim Only - No Elbow, Pipe, or Drain Shoe Included
- Will fit drain bodies with: 1-1/2 - 11-1/2 NPSM thread with bushing or 1-3/8 - 16 fine thread
- Designer face plate w/ no holes
- Suitable for most overflows with one or two screw installation

Standard Finishes

UNVTRIM/BRN	Brushed Nickel	\$ 178
UNVTRIM/CHBRZ	Champagne Bronze	\$ 380
UNVTRIM/CPB	Polished Chrome	\$ 153
UNVTRIM/MB	Matte Black	\$ 273
UNVTRIM/ORB	Oil Rubbed Bronze	\$ 207
UNVTRIM/PN	Polished Nickel	\$ 178
UNVTRIM/ULB	Unlacquered Brass	\$ 153
UNVTRIM/VB	Venetian Bronze	\$ 207

Group 1 Finishes

All Group 1 Finishes	\$ 273
----------------------	--------

Group 2 Finishes

All Group 2 Finishes	\$ 380
----------------------	--------



Deluxe Lift & Turn Drain Trim

UNVLT

Deluxe Lift and Turn trim kit will fit most manufacturer's drain bodies: 1-1/2 - 11-1/2 NPSM thread with bushing or 1-3/8 - 16 fine thread on the drain flange.

- Trim Only - No Elbow, Pipe, or Drain Shoe Included
- Drain for lift and turn with bushing and washer
- Designer face plate w/ no holes
- Suitable for most overflows with one or two screw installation

Standard Finishes

UNVLT/BRN	Brushed Nickel	\$ 133
UNVLT/CHBRZ	Champagne Bronze	\$ 272
UNVLT/CPB	Polished Chrome	\$ 111
UNVLT/MB	Matte Black	\$ 194
UNVLT/ORB	Oil Rubbed Bronze	\$ 161
UNVLT/PN	Polished Nickel	\$ 133
UNVLT/ULB	Unlacquered Brass	\$ 111
UNVLT/VB	Venetian Bronze	\$ 161

Group 1 Finishes

All Group 1 Finishes	\$ 194
----------------------	--------

Group 2 Finishes

All Group 2 Finishes	\$ 272
----------------------	--------



Economy Soft Toe Touch Round Trim Kit

MT94-2

Economy Soft Toe Touch round trim kit will fit most manufacturer's drain bodies. Trim Only - No Elbow, Pipe, or Drain Shoe Included

- Will fit drain bodies with 1-1/2" - 1 1/2" NPSM thread
- Two-Hole Face Plate

Standard Finishes

MT94-2/BRN	Brushed Nickel	\$ 109
MT94-2/CHBRZ	Champagne Bronze	\$ 237
MT94-2/CPB	Polished Chrome	\$ 84
MT94-2/MB	Matte Black	\$ 169
MT94-2/ORB	Oil Rubbed Bronze	\$ 127
MT94-2/PN	Polished Nickel	\$ 109
MT94-2/ULB	Unlacquered Brass	\$ 84
MT94-2/VB	Venetian Bronze	\$ 127

Group 1 Finishes

All Group 1 Finishes	\$ 169
----------------------	--------

Group 2 Finishes

All Group 2 Finishes	\$ 237
----------------------	--------



Economy Lift & Turn Drain Trim

HTRLT

Economy Lift and Turn trim kit will fit most manufacture's drain bodies: 1-1/2" - 1 1/2" NPSM thread on the drain flange.

- Trim Only - No Elbow, Pipe, or Drain Shoe Included
- Drain for lift and turn with washer
- Two-hole face plate

Standard Finishes

HTRLT/BRN	Brushed Nickel	\$ 121
HTRLT/CHBRZ	Champagne Bronze	\$ 245
HTRLT/CPB	Polished Chrome	\$ 90
HTRLT/MB	Matte Black	\$ 178
HTRLT/ORB	Oil Rubbed Bronze	\$ 133
HTRLT/PN	Polished Nickel	\$ 121
HTRLT/ULB	Unlacquered Brass	\$ 90
HTRLT/VB	Venetian Bronze	\$ 133

Group 1 Finishes

All Group 1 Finishes	\$ 178
----------------------	--------

Group 2 Finishes

All Group 2 Finishes	\$ 245
----------------------	--------

The Following Are For Tubs with Built-In Overflows:



EZ-Click™ Bath Tub Drain with Overflow (drain tube not included)

BDWOF-ST

- EZ-Click™ bath drain with overflow for tubs with built in overflow
- 2-1/2" Long drain body
- 1-1/2 - 11-1/2 NPSM thread
- Female thread for 1-1/2" brass tube (not included)
- Maximum 1" thick tub drain overflow
- 2" Drain hole required

Standard Finishes

BDWOF-ST/BRN	Brushed Nickel	\$ 130
BDWOF-ST/CHBRZ	Champagne Bronze	\$ 218
BDWOF-ST/CPB	Polished Chrome	\$ 108
BDWOF-ST/MB	Matte Black	\$ 130
BDWOF-ST/ORB	Oil Rubbed Bronze	\$ 165
BDWOF-ST/PN	Polished Nickel	\$ 130
BDWOF-ST/ULB	Unlacquered Brass	\$ 108
BDWOF-ST/VB	Venetian Bronze	\$ 165

Group 1 Finishes

All Group 1 Finishes	\$ 185
----------------------	--------

Group 2 Finishes

All Group 2 Finishes	\$ 218
----------------------	--------

Plastic Molded Finishes

BDWOF-ST/PW	Polar White	\$ 130
-------------	-------------	--------

Tub Docking Station - Freestanding Tub Drain Rough-In with Trim - Complete Kit

BDWOF-DS

The Mountain Plumbing Docking Station is the ultimate solution to quickly and easily install a freestanding bathtub.

- EZ-Click™ tub drain with brass tailpiece
- ABS or PVC adaptor kit included
- Asymmetrical metal deck flange provides easier installation in tight spaces
- Removable drain stopper allows for easier cleaning
- For freestanding tubs with integrated overflow and 2" drain hole



Standard Finishes

BDWOF-DS/BRN	Brushed Nickel	\$ 285
BDWOF-DS/CPB	Polished Chrome	\$ 261
BDWOF-DS/MB	Matte Black	\$ 285
BDWOF-DS/ORB	Oil Rubbed Bronze	\$ 319
BDWOF-DS/PN	Polished Nickel	\$ 285
BDWOF-DS/PW	Polar White	\$ 285
BDWOF-DS/ULB	Unlacquered Brass	\$ 261
BDWOF-DS/VB	Venetian Bronze	\$ 319

Group 1 Finishes

All Group 1 Finishes	\$ 357
----------------------	--------

Group 2 Finishes

All Group 2 Finishes	\$ 422
----------------------	--------



Tub Docking Station - Trim Kit

BDWOF-DSTRIM

- EZ-Click™ Drain
- All Tools for Trim Assembly

Standard Finishes

BDWOF-DSTRIM/BRN	Brushed Nickel	\$ 161
BDWOF-DSTRIM/CPB	Polished Chrome	\$ 137
BDWOF-DSTRIM/MB	Matte Black	\$ 161
BDWOF-DSTRIM/ORB	Oil Rubbed Bronze	\$ 195
BDWOF-DSTRIM/PN	Polished Nickel	\$ 161
BDWOF-DSTRIM/PW	Polar White	\$ 161
BDWOF-DSTRIM/ULB	Unlacquered Brass	\$ 137
BDWOF-DSTRIM/VB	Venetian Bronze	\$ 195

Group 1 Finishes

All Group 1 Finishes	\$ 233
----------------------	--------

Group 2 Finishes

All Group 2 Finishes	\$ 298
----------------------	--------



Tub Docking Station - Rough Kit

BDWOF-DSROUGH

\$ 124

- Floor Rough
- PVC and ABS Adaptors



Please SCAN Our QR CODE For Quick Access to the Tub Docking Station Installation Video!

Product Index

AG1100	113	MT100	58	MT1853-NL	105	MT3045-NL	201
AG1800	113	MT1000	241	MT1853FIL-NL	111	MT3046-NL	200
BAGCU	56	MT102	58	MT1870-NL	77	MT3047-NL	199
BAGCUSQ	57	MT105	58	MT1870DIY-NL	81	MT304X	245
BDEXP1	271	MT106	59	MT1871-NL	91	MT305X	246
BDEXP1-VA	271	MT11 (-6,-8,-10,-12)	117	MT1871DIY-NL	95	MT31 (-3,-6,-8)	126
BDEXP2	272	MT11-16	118	MT1873-NL	105	MT31 (-12,-18,-24)	126
BDEXP2-VA	272	MT11 (-6P,-8P,-10P)	118	MT1873FIL-NL	111	MT310	47
BDEXP3	272	MT11HS	128	MT1880-NL	78	MT3130	243
BDLTCFT22	273	MT11HSMF	127	MT1880DIY-NL	82	MT313X	247
BDPCCFT22	273	MT115	47	MT1881-NL	92	MT3140	243
BDR/TESTKIT1	268	MT12HS	128	MT1881DIY-NL	96	MT314X	247
BDR20BR	266	MT120EV	52	MT1883-NL	106	MT315X	246
BDR20BR22	264	MT1250XL	65	MT1883FIL-NL	112	MT316-NL	155
BDR20BR27	265	MT1250XL/RFC	65	MT19	131	MT316MASS-NL	203
BDR20S	267	MT125	59	MT20 (-6,-8,-12)	121	MT317-NL	155
BDR20S22-2	261	MT127	59	MT2000-2	242	MT317MASS-NL	206
BDR20S27-2	261	MT13HS	128	MT200EV	49	MT326TP	235
BDR20S35-2	262	MT130	52	MT202	49	MT328SJ	236
BDR20S45-2	262	MT14	130	MT204	53	MT329ESJ	236
BDR20S61-2	263	MT1400/SS	78	MT205	54	MT3320X-NL	184
BDR20SBR	266	MT1401/SS	92	MT21 (-6,-8,-12)	121	MT333-3CFWD3B	29
BDR20SBR22	264	MT1403/SS	108	MT210EV	50	MT3840-NL	219
BDR20SBR27	265	MT15	130	MT212EV	51	MT400U	56
BDR20SBR45	266	MT16	131	MT22	122	MT4001X-NL	150
BDSCFT22	273	MT17	131	MT22-16	122	MT4003X-NL	151
BDWOF-DS	279	MT18 (-8,-10)	119	MT23	123	MT4004X-NL	151
BDWOF-DSROUGH	280	MT18 (-8P,-10P)	120	MT23-16	123	MT401-NL	147
BDWOF-DSTRIM	280	MT18HS	127	MT24	122	MT401MASS-NL	199
BDWOF-ST	279	MT1800-NL	70	MT24-16	122	MT403-NL	147
BDWPLTA	274	MT1800DIY-NL	79	MT25	123	MT403MASS-NL	195
BDWPLTP	274	MT1801-NL	84	MT25-16	123	MT406	248
BDWPTTA	275	MT1801DIY-NL	93	MT27	124	MT41	130
BDWPTTP	275	MT1803-NL	98	MT27-16	124	MT41S	129
BDWUNLT22	269	MT1803FIL-NL	109	MT28	124	MT410-NL	148
BDWUNLT45	269	MT1820-NL	71	MT28-16	124	MT410MASS-NL	202
BDWUNLTA	274	MT1820-NLIH	72	MT29	124	MT416X-NL	157
BDWUNLTP	274	MT1820DIY-NL	79	MT29-16	124	MT417X-NL	157
BDWUNV22	270	MT1821-NL	85	MT221-160	253	MT4127-NL	172
BDWUNV45	270	MT1821-NLIH	86	MT2250	253	MT4223-NL	214
BDWUNVA	276	MT1821DIY-NL	93	MT231	137	MT426X	162
BDWUNVP	276	MT1823-NL	99	MT2310	253	MT431X	161
BRBOLT/90	45, 47	MT1823-NLIH	100	MT236	138	MT432X	161
BTAPS50	57	MT1823FIL-NL	109	MT238	137	MT4321X	161
BWDS6818	54	MT1830-NL	73	MT239	137	MT435X	162
BWDUF	55	MT1830-NLIH	74	MT240	138	MT436X	162
BWDUFG	55	MT1830DIY-NL	80	MT245	138	MT4390X	163
BWO40S	267	MT1831-NL	87	MT246	139	MT441X	163
BWO40S22A2	258	MT1831-NLIH	88	MT27TSK	254	MT4420-NL	183
BWO40S22P2	258	MT1831DIY-NL	94	MT27WRB	254	MT4421-NL	193
BWO40S45A2	259	MT1833-NL	101	MT3K-HF	66	MT4422-NL	194
BWO40S45P2	259	MT1833-NLIH	102	MT3K-HF/RFC	66	MT4423-NL	194
BWO40S61A2	260	MT1833FIL-NL	110	MT30 (-3,-6,-8)	125	MT442X	163
BWO40S61P2	260	MT1840-NL	75	MT30 (-12,-18,-24)	125	MT4430-NL	188
BWSTU	55	MT1840-NLIH	76	MT300	45	MT4431X-NL	185
BWSTUG	55	MT1840DIY-NL	80	MT300BSK	45	MT4432X-NL	190
CBWODF-A	257	MT1841-NL	89	MT3000	241	MT4433-NL	188
CBWODF-P	257	MT1841-NLIH	90	MT301X	244	MT4434-NL	189
HBDWLT22	269	MT1841DIY-NL	94	MT301X24	247	MT443X	163
HBDWLT45	269	MT1843-NL	103	MT302X	244	MT444-3CFWD3B	29
HTRLT	278	MT1843-NLIH	104	MT302X24	247	MT445X	163
MT10 (-6,-8,-10,-12)	115	MT1843FIL-NL	110	MT303	46	MT448X-NL	164
MT10-16	116	MT1850-NL	77	MT3041-NL	197	MT450X-NL	164
MT10 (-6P,-8P,-10P)	116	MT1850DIY-NL	81	MT3042-NL	196	MT455X	164
MT10HS	128	MT1851-NL	91	MT3043-NL	195	MT456X	164
MT10HSMF	127	MT1851DIY-NL	95	MT3044-NL	197	MT465X	164

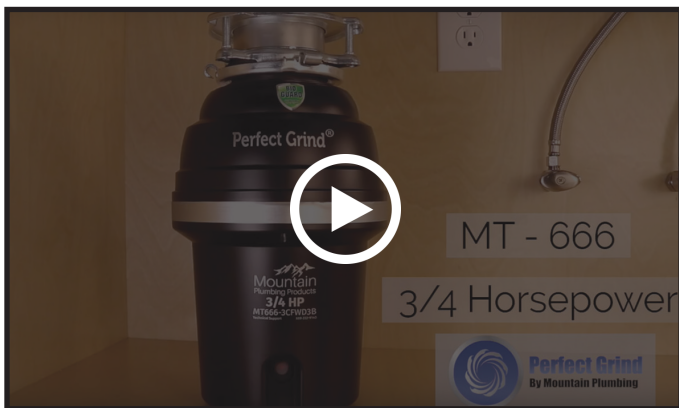
Product Index

MT466X	164	MT555-3CFWD3B	30	MT7122L-NL	177	MT964K	35
MT473L-NL	221	MT568-SPLASHGUARD	30	MT7200-NL	184	MT964T	35
MT4740-NL	222	MT582BL-NL	216	MT7201-NL	189	MT968	252
MT474BO-NL	221	MT582BX-NL	215	MT730-2	227	MTDISC	235
MT474BX-NL	223	MT5800L-NL	211	MT734	228	MTRRP	132
MT474L-NL	225	MT5820L-NL	212	MT735	228	MTRRP-2	132
MT474X-NL	224	MT5831-NL	213	MT740-2	227	MTRRP-CA	132
MT475X-NL	223	MT5910L-NL	169	MT741	230	MTRRP-2CA	132
MT4800X-NL	210	MT593BL-NL	174	MT742	230	MTSINK1	40
MT4811X-NL	220	MT593BX-NL	173	MT743	234	MTSINK2	40
MT4820BO-NL	207	MT5930L-NL	170	MT743-3	234	MTSSTLAV	248
MT4820BOIPS-NL	207	MT5931-NL	171	MT744-2	231	MTVAC-BRKR	131
MT4820X-NL	210	MT6K-HF	66	MT744-3	231	TRIMM3	268
MT482BL-NL	212	MT6K-HF/RFC	66	MT745-2	232	TUBLEVER-LNG	268
MT482BX-NL	209	MT6LD	64	MT745-3	232	UNVLT	277
MT4831X-NL	211	MT61S	129	MT749	229	UNVTRIM	277
MT483BX-NL	209	MT600-NL	107	MT749-3	229		
MT4840X-NL	217	MT600/ADPT	113	MT750	233		
MT4841X-NL	217	MT601A	136	MT760	233		
MT4910X-NL	168	MT601P	136	MT7799EV	50		
MT4930X-NL	168	MT603A	136	MT8SR	133		
MT4931X-NL	169	MT605A	136	MT8SRW	134		
MT4934-NL	165	MT605P	136	MT8000-NL	179		
MT493BL-NL	170	MT606	136	MT8001-NL	179		
MT493BO-NL	165	MT607	135	MT8002-NL	178		
MT493BX-NL	167	MT608	135	MT8100-NL	186		
MT4950-NL	222	MT609	135	MT8101-NL	191		
MT495L-NL	225	MT6001-NL	148	MT8103-NL	186		
MT495X-NL	224	MT6002-NL	181	MT8104-NL	191		
MT500U	57	MT6003-NL	149	MT8120X-NL	204		
MT501A-ROUGH	139	MT6004-NL	154	MT8121X-NL	205		
MT501C-ROUGH	139	MT6123X-NL	176	MT8122X-NL	175		
MT501P-ROUGH	139	MT616-NL	149	MT8123X-NL	175		
MT5001L-NL	152	MT616MASS-NL	200	MT8799	46		
MT5003L-NL	152	MT621-NL	150	MT888-3CFWD3B	30		
MT5004-NL	154	MT621MASS-NL	196	MT9SR	133		
MT506-GRID	140	MT624-NL	107	MT9SRW	134		
MT5060L-NL	220	MT6254X-NL	167	MT9000-NL	178		
MT506A	141	MT629-NL	156	MT9002-NL	182		
MT506A-ROUGH/RB	139	MT629MASS-NL	204	MT9004-NL	181		
MT506C	141	MT630-NL	108	MT904	252		
MT506C-ROUGH	139	MT631-NL	156	MT9100-NL	185		
MT506I	141	MT631MASS-NL	206	MT9101-NL	190		
MT506I-ROUGH	139	MT641-3	63	MT9120-NL	203		
MT506P	141	MT65	254	MT9122-NL	176		
MT506P-ROUGH/RB	139	MT660	67	MT9141	252		
MT507-GRID	140	MT661/RFC	67	MT9379	251		
MT507A	142	MT662-2	67	MT94-2	278		
MT507A-ROUGH/RB	139	MT666-3CFWD3B	30	MT9461	251		
MT507P	142	MT670-2	64	MT9466-L	251		
MT507P-ROUGH/RB	139	MT6800-NL	208	MT951	32		
MT51	130	MT6820-NL	208	MT951/BOX	36		
MT51S	129	MT6831-NL	213	MT953	32		
MT516L-NL	158	MT6840-NL	218	MT953/BOX	36		
MT517L-NL	158	MT6910-NL	166	MT955	36		
MT5120L-NL	153	MT6930-NL	166	MT957	33		
MT5121L-NL	172	MT6931-NL	171	MT957R	33		
MT5122L-NL	214	MT700	48	MT958	37		
MT5160L-NL	219	MT7000-NL	180	MT958R	37		
MT5161X-NL	218	MT7001-NL	183	MT959K	39		
MT5170L-NL	205	MT7002-NL	180	MT959T	39		
MT521-NL	153	MT71S	129	MT962	34		
MT521MASS-NL	198	MT710	48	MT962R	34		
MT5431-NL	187	MT7100-NL	187	MT963	38		
MT5432-NL	192	MT7101-NL	192	MT963R	38		

Mountain Plumbing Products

INSTALLATION VIDEOS

Welcome to the Mountain Plumbing Products installation and technical support video collection. We have worked to create this series of videos to demonstrate how simple and straightforward it can be to install our products. Use the QR Codes below for quick access! Please also visit our website's Video Center for additional training and resource content.



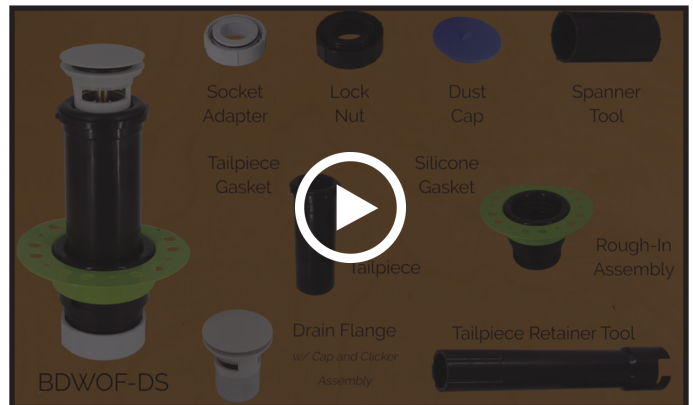
Please SCAN Our QR CODE For Quick Access to the Perfect Grind® Installation Video!



Please SCAN Our QR CODE For Quick Access to the Little Gourmet® Installation Video!




Please SCAN Our QR CODE For Quick Access to the Mountain Pure® Installation Video!



Please SCAN Our QR CODE For Quick Access to the Tub Docking Station Installation Video!

Comprehensive Website

CUSTOMER SUPPORT



Spec Sheet Library

Technical Specifications for our products can be found all in one place with our easy-to-access online library. Product model numbers are listed alphabetically with each spec sheet available for download as a PDF file.

mountainplumbing.com/page/resources/spec-sheet-library

Live Chat Support

Do you have questions about our products or your current project? With Live Chat Support you can get answers or direction right away! It's customer service right at your keyboard. Please click on the icon in the bottom right corner of the website to speak with us.



mountainplumbing.com and all other pages



Warranty Claims

We have streamlined our warranty claims process with our comprehensive online submission form. Simply provide the necessary information and you will receive a confirmation and request number by email. Our team will then work to process your warranty claim right away!


mountainplumbing.com/warranty-claims

CA Prop 65 Warning

What is this warning label?

The label is a warning being provided by Mountain Plumbing Products to comply with the California Safe Drinking Water and Toxic Enforcement Act of 1986, commonly known as "Proposition 65." Many products sold in California are required by law to carry the label. The following example label is included on packaging for Mountain Plumbing Product's faucets, supply lines, and supply valves.

Attention California Residents:

 **WARNING:** This product can expose you to chemicals including Lead and Chromium (hexavalent compounds) which are known to the State of California to cause cancer and birth defects or other reproductive harm."

We are providing Prop 65 warning labels simply to inform consumers that the product contains chemicals on the State of California's Prop 65 list. Mountain Plumbing Products products that carry the Prop 65 label include components made with brass, which contains small but detectable amounts of lead—an element included on the Prop 65 chemical list and Chromium (hexavalent compounds) used in plating finishes.

Even though a product may be found to contain a Proposition 65-listed chemical, it does not mean that use of the product will cause cancer, birth defects or other reproductive harm. Nor does it mean that a product is unsafe. All Mountain Plumbing Products' products meet or exceed the requirements of applicable product performance and safety industry standards, as well as the federal Safe Drinking Water Act. We are confident there is no health hazard associated with the installation or removal of Mountain Plumbing Products' products.

What is California Proposition 65?

In 1986, California voters approved the Safe Drinking Water and Toxic Enforcement Act (known as "Proposition 65"). Proposition 65 is a "Right to Know" statute; its purpose is to make sure people are aware, before they purchase, that the product they come into contact with contains chemicals known to the State of California to cause cancer, birth defects or other reproductive harm. The statute requires a warning label even if the amount of the chemical is miniscule.

The State of California has listed over 900 chemicals that must be disclosed under Prop 65. The list, which is updated annually, includes a wide variety of chemicals that can be found in many consumer products, such as kitchen utensils, footwear and handbags, exercise equipment, photo and scrapbook albums, luggage, and many other products (even foods and beverages).

Where can I find out more information about Proposition 65?

The State of California provides Proposition 65 information on the Office of Environmental Health Hazard Assessment website.

Why does Mountain Plumbing Products include this warning on its products?

We are providing Prop 65 warning labels to inform consumers that the product contains chemicals on the State of California's Prop 65 list. It does not mean that a product is unsafe. All Mountain Plumbing Products' products meet or exceed the requirements of applicable product performance and safety industry standards, as well as the federal Safe Drinking Water Act. The label simply ensures that Mountain Plumbing Products is in compliance with the State of California's Prop 65 law for warning label requirements.

Why is this label included on my faucet if I don't live in California?

Mountain Plumbing Products' products are sold nationwide and in Canada. It would be considerably complex to determine which products will be ultimately sold or brought into California. Therefore, to ensure compliance with Proposition 65 requirements, we have decided to include these labels on applicable products, regardless of where they might be purchased or sold.

Terms and Conditions

Return Goods Authorization

- No returns of discontinued items other than defective items still under warranty will be allowed.
- All goods returned must have a return good authorization number (RGA#) attached with the product.
- Return authorizations must be requested in writing by fax, mail, or email (RGA@mountainplumbing.com) within 90 days of delivery and must include original PO#, Item #, and reason for return.
- If goods were ordered incorrectly, a 35% restocking charge will apply and the customer is responsible for return freight charges.
- No returns on special orders.
- If an item is returned as defective, and after inspection and/or testing is deemed not defective, a credit will still be issued but the customer is responsible for return freight charges and a 35% restocking fee.

Payment Terms

- Payment is due Net 30 Days after date of invoice.
- A service charge of 1.5% per month (18% APR) will be charged on all invoices outstanding over 30 days.
- No deductions for RGA's can be taken from payments until a credit memo has been issued by Mountain Plumbing.

Freight Terms

- Full freight allowed on net orders of \$900.00 per invoice within the continental United States.
- Full freight allowed on net orders of \$1,500.00 per invoice to Hawaii and Alaska.
- Full freight allowed on net orders of \$1,150.00 per invoice to Canada.

Pricing

- Due to increasing costs of brass and raw materials, prices and product modifications are subject to change without notice.
- Publisher assumes no responsibility for typographical errors.

Shortages

- Shortages must be reported by the customer within 3 business days of receipt of shipped PO.

Order Cancellations

- Orders may be cancelled up to ship date.
- Once the order is shipped, a 35% restocking charge will apply if the goods are returned (RGA required)
- Customer is responsible for all return freight.

Approval of Orders

- All orders are subject to approval by Mountain Plumbing Products and must be submitted via fax or email (orders@mountainplumbing.com). NO PHONE ORDERS.
- Orders with special freight requirements (e.g. Next Day Air, etc) must be submitted prior to 2PM CST.
- Order modifications, including cancellations, can occur up to the time of shipment with an additional \$10.00 service charge if the order has already been processed.

MOUNTAIN PLUMBING LIMITED WARRANTY

1. LIMITED WARRANTY.

Subject to the Conditions, Exclusions, and Limitations set forth herein, Mountain Accessories, Inc. ("Mountain Plumbing") provides a Limited Warranty on all Mountain Plumbing products purchased from an Authorized Mountain Plumbing Retailer/Dealer ("retailer/dealer"). This Limited Warranty shall commence on the date of original purchase and shall expire:

- 1 year from the date of purchase for all working parts except as noted below.
- 3 years from the date of purchase for the Instant Hot Water Tank.
- 3 years from the date of purchase for accessory faucets.
- 3 years from the date of purchase for water chiller compressors.
- 3 years from the date of purchase for 1/2 HP and 1/3 HP Model Mountain Perfect Grind Waste Disposers.
- With the life of the product for 5/8 HP, 3/4 HP and 1 1/4 HP Model Mountain Perfect Grind Waste Disposers.

Finishes on Mountain Plumbing products are warranted from the date of installation and shall expire:

- With the life of the product for all PVD finishes if instructions are followed properly.
- With the life of the product for all Xenoy molded products.
- 1 year from the date of installation for all other finishes if instructions are followed properly.

FAILURE TO FOLLOW APPLICABLE INSTRUCTIONS VOIDS THE WARRANTY FOR ALL FINISHES.

THE USE OF PLUMBERS PUTTY ON MOUNTAIN PLUMBING PRODUCTS VOIDS THE WARRANTY FOR ALL PRODUCTS. A NON-ACID OR NEUTRAL CURE CAULK IS RECOMMENDED.

MOUNTAIN PLUMBING INSTANT HOT TANKS MUST BE USED WITH AN OPEN VENT FAUCET. THE USE OF A NON-VENTED FAUCET WILL DAMAGE THE TANK AND VOID THE WARRANTY. LIKEWISE, THE WARRANTY FOR INSTANT HOT FAUCETS IS VOID IF CONNECTED TO A TANK WHICH IS NOT AN OPEN VENT TYPE.

2. WHAT WE WILL DO.

In the event your Mountain Plumbing product fails as a result of a defect in manufacturing, materials or workmanship within the applicable Limited Warranty period, Mountain Plumbing, at its option, will: (1) provide replacement parts to the Mountain Plumbing retailer/dealer you specify; or (2) repair the existing product at no cost to you, except as set forth herein; or (3) refund the original purchase price or retailer's/dealer's price at the time of the original purchase, whichever is less. Replacement parts or repairs are warranted for the remainder of the original Limited Warranty period. Labor and shipping charges are not covered under the Limited Warranty.

If Mountain Plumbing replaces or repairs the existing bath waste and overflow product, and an access panel is not available, the costs for accessing the bath waste and overflow is not covered under the Limited Warranty. This includes but is not limited to any tile work that has to be replaced in order to replace or repair the bath waste and overflow.

Mountain Plumbing reserves the right to discontinue or modify its products at any time without notice. In the event that repair or replacement of a product pursuant to this Limited Warranty is not possible, Mountain Plumbing will fulfill any repair or replacement obligation under this Limited Warranty with a product of equal or greater value.

3. WARRANTY CLAIM PROCESS (for building owners and homeowners only).

To make a claim under the Limited Warranty, you must notify the Mountain Plumbing retailer/dealer who supplied you with your Mountain Plumbing product. Unless otherwise specified in writing by Mountain Plumbing, all defective products must be returned to the Mountain Plumbing retailer/dealer to be forwarded to Mountain Plumbing for inspection and testing to determine the cause of the alleged failure or defect.

If the retailer/dealer is unavailable or unknown to you, you may contact Mountain Plumbing at:

<https://mountainplumbing.com/warranty-claims/>

Warranty claims made directly to Mountain Plumbing shall include written notification of the alleged failure of, or defect in, any Mountain Plumbing product, and must be received by Mountain Plumbing no later than thirty (30) days after detection of an alleged failure or defect occurring within the applicable warranty period. Written notifications should include a description of the failed or defective part or product, product model number (if available), date of purchase, date of installation, photo of the defective product, and description of the alleged product failure or defect. All products alleged to be defective must be made available to Mountain Plumbing for inspection and testing to determine the cause of the alleged failure or defect.

Upon receipt of a warranty claim notification through either the retailer/dealer or directly, Mountain Plumbing shall have ninety (90) business days in which to determine whether it acknowledges responsibility for any alleged defects in materials or workmanship and the appropriate course of action to be taken.

The foregoing Warranty Claim Process only applies to claims made by owners of residences and buildings in which the warranted products are installed. Mountain Plumbing retailers/dealers and other customers who purchased products directly from Mountain Plumbing should follow Mountain Plumbing's Return Goods Authorization Policy then in effect.

4. GENERAL CONDITIONS.

This Limited Warranty applies only if the Mountain Plumbing product:

- Is purchased from an Authorized Mountain Plumbing Retailer/Dealer.
- Is selected, configured and installed by a licensed plumbing contractor according to the current installation instructions provided by Mountain Plumbing, if applicable.
- Remains in its originally installed location.
- Shows no evidence of misuse, tampering, mishandling, neglect, accidental damage, modification or repair without the approval of Mountain Plumbing.
- Is installed in accordance with then-applicable building, mechanical, plumbing, electrical, and other code requirements.

The Limited Warranty does NOT cover product failure or damage due to:

- Improper installation or modification including adjustments or corrections due to improper installation.
- Components not manufactured or sold by Mountain Plumbing.
- Any abnormal operating conditions.
- Exposure to conditions beyond reasonable installed conditions including but not limited to temperatures and/or pressures that exceed limitations printed on the product literature or installation instructions.
- Delivery by others.
- Accidents.
- Acts of God.
- Normal wear and tear.

5. EXCLUSIONS.

The Limited Warranty set forth in this document is the exclusive warranty (whether written or oral) applicable to Mountain Plumbing products, and no individual is authorized to modify or expand this Limited Warranty. All warranty claims must be made during the applicable warranty period unless otherwise specified.

MOUNTAIN PLUMBING HEREBY DISCLAIMS ANY WARRANTY NOT EXPRESSLY PROVIDED HEREIN, INCLUDING, WITHOUT LIMITATION, THE IMPLIED WARRANTIES OF MERCHANTABILITY AND FITNESS FOR A PARTICULAR PURPOSE. MOUNTAIN PLUMBING FURTHER DISCLAIMS ANY STATUTORY OR IMPLIED WARRANTY OF HABITABILITY.

In the event the applicable consumer law prohibits the disclaimer of an implied warranty, the above Limited Warranty shall not extend the time period of any such implied warranty. Some states do not allow limitations for consumers on how long an implied warranty lasts, so the above limitation may not be applicable.

6. LIMITATION OF LIABILITY.

EXCEPT AS OTHERWISE EXPRESSLY STATED IN THIS LIMITED WARRANTY, MOUNTAIN PLUMBING FURTHER DISCLAIMS ANY RESPONSIBILITY FOR LOSSES, EXPENSES, INCONVENIENCES, AND SPECIAL, INDIRECT, SECONDARY, INCIDENTAL OR CONSEQUENTIAL DAMAGES ARISING OUT OF OR RESULTING IN ANY MANNER FROM THE PRODUCTS COVERED HEREUNDER.

Some states do not allow the exclusion or limitation of incidental or consequential damages, so the above limitation may not be applicable. This Limited Warranty gives you specific legal rights, and you may have additional rights which vary from state to state.



Mailing Address:

Mountain Plumbing Products
PO Box 630008
Irving, TX 75063

Physical Address:

2611 Regent Boulevard
Suite 100
DFW Airport, TX 75261

Phone: 1 (972) 456-3273

Fax: 1 (972) 456-2719

info@mountainplumbing.com

rga@mountainplumbing.com

orders@mountainplumbing.com

www.mountainplumbing.com