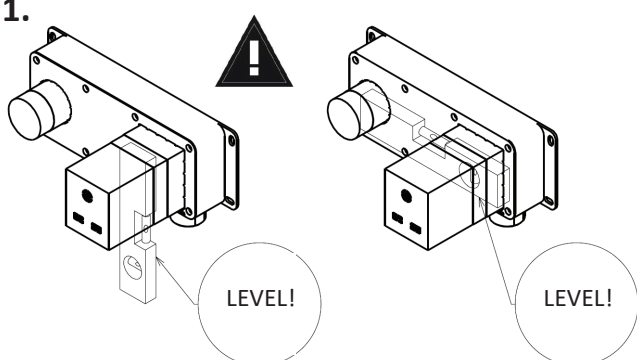
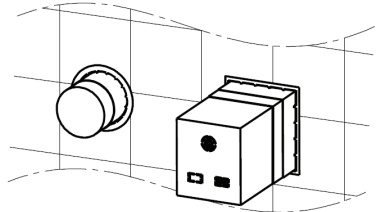
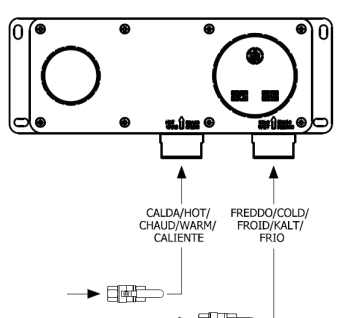
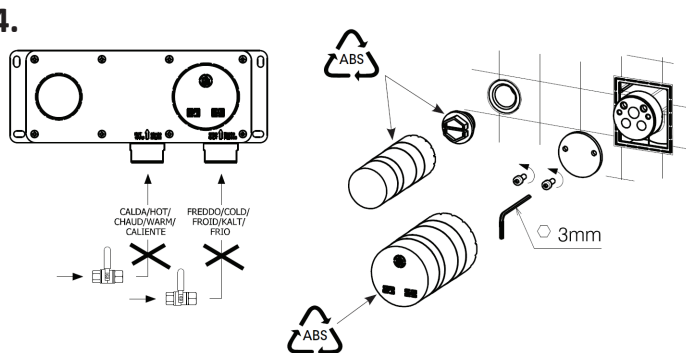


INSTALLATION INSTRUCTIONS:

1. 
2. 
3. 
4. 

1. Comply with built-in restrictions (minimum and maximum) with reference to the wall coating line and level
2. Take paying attention to guarantee system safety by shutting water off
3. Test the installation without removing the plastic protection and the caps
4. Before removing the plastic protection and the caps, in order to proceed with the assembly of the external parts, be sure that the installation is closed