
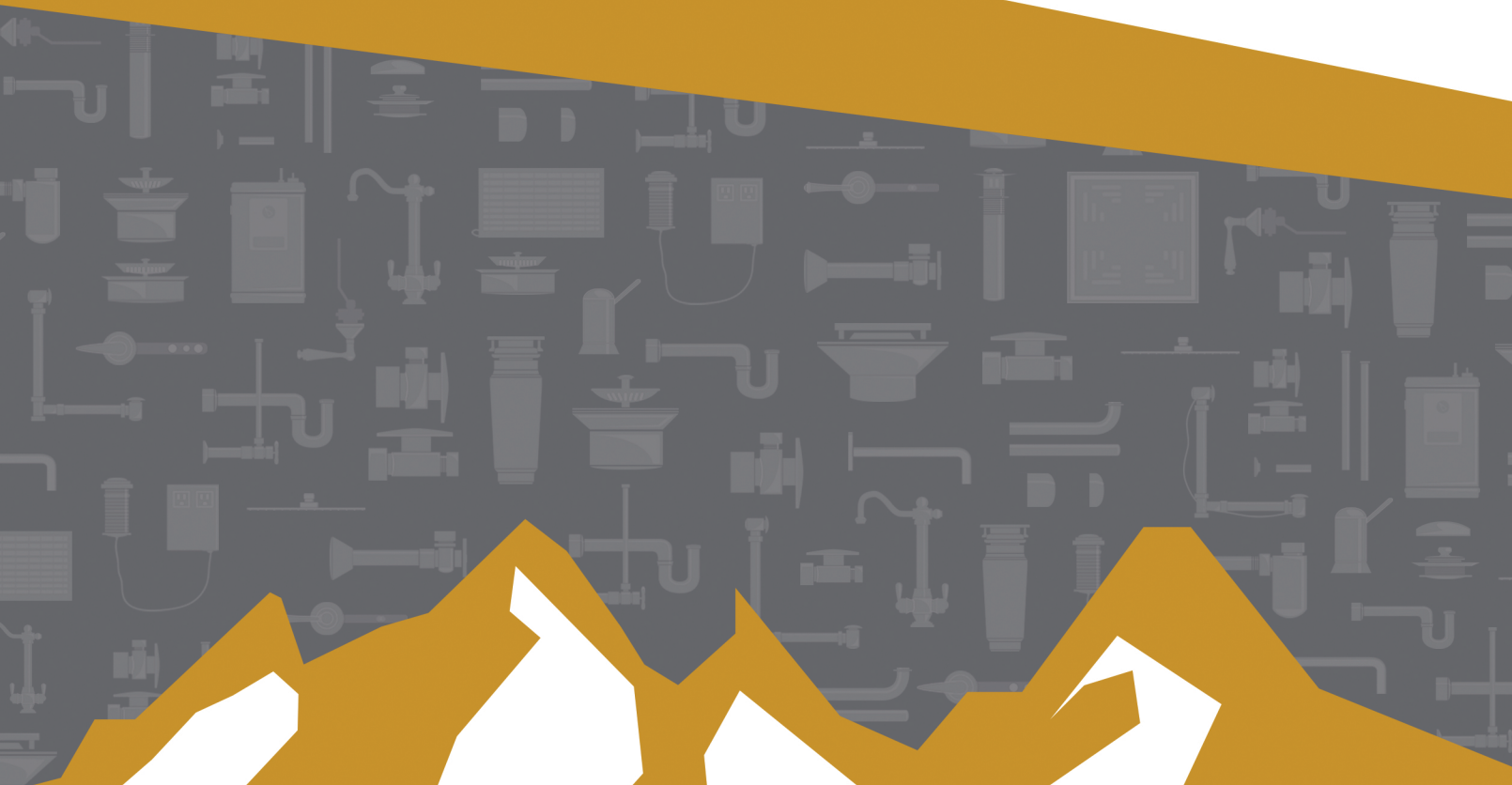




A McAlpine Company

Mountain

Plumbing Products



2023

Manufacturer
Suggested Price Book

Decorative Metal Finishes



BRN

BRS

CHBRZ

CPB

MB

ORB

PN

PS

PVDBRN

PVDPN

SS

ULB

VB

AB

ACP

PCP

PEW

SB

SC

WCP

BN

EB

FG

GM

GPB

PVD

PVDBB

PVDORB

SG

TB

Standard

BRN / Brushed Nickel
 BRS / Brushed Stainless Steel
 CHBRZ / Champagne Bronze
 CPB / Polished Chrome
 MB / Matte Black
 ORB / Oil Rubbed Bronze
 PN / Polished Nickel
 PS / Polished Stainless Steel

PVDBRN / PVD Brushed Nickel
 PVDPN / PVD Polished Nickel
 SS / Stainless Steel
 ULB / Unlacquered Brass
 VB / Venetian Bronze

Group 1

AB / Antique Brass
 ACP / Antique Copper

PCP / Polished Copper
 PEW / Pewter
 SB / Satin Brass
 SC / Satin Chrome
 WCP / Weathered Copper


Group 2

BN / Black Nickel
 EB / English Bronze

FG / French Gold
 GM / Gunmetal
 GPB / Polished Gold
 PVD / Polished Brass
 PVDBB / PVD Brushed Bronze
 PVDORB / PVD Oil Rubbed Bronze
 SG / Satin Gold
 TB / Tuscan Brass

Please Note: Finishes shown on these pages are a printed representation of the actual finishes we offer. Due to the printing process there is a slight variation between the printed samples shown here and how they appear on the actual product.

Decorative Metal Finishes



Molded Plastic Finishes



Decorative Metal Finishes (Group 1)

BL / Black
BNE / Bone
BT / Biscuit
IW / Ice White
PW / Polar White
WH / White

Molded Plastic Finishes

DG / Dark Grey
IW / Ice White
LG / Light Grey
MB / Matte Black
MLB / Matte Lava Black
MW / Matte White
ORB / Oil Rubbed Bronze

PVD = Physical Vapor Deposition

With PVD coatings you get a highly durable, long lasting, and scratch-resistant piece. Mountain Plumbing offers the following PVD Finishes for our products:

Standard

PVDBRN / PVD Brushed Nickel
PVDPN / PVD Polished Nickel

Group 2

BN / PVD Black Nickel
FG / PVD French Gold
GM / PVD Gunmetal

GPB / PVD Polished Gold
PVD / PVD Polished Brass
PVDBB / PVD Brushed Bronze
PVDORB / PVD Oil Rubbed Bronze
SG / PVD Satin Gold

2023 Finish Matching Guide

Mountain Plumbing Products offers a wide selection of beautiful and durable finishes utilizing standard industry processes such as: electroplating, powder coating, and PVD (physical vapor deposition). A reasonable degree of color/finish variation can be expected during production line application. Please use the following charts when matching Mountain Plumbing finishes to other manufacturers' finishes.

Mountain Plumbing	Kohler	Moen	Brizo	Rohl	Watermark
Standard Finishes					
Brushed Nickel - BRN	Vibrant Brushed Nickel - BN	Brushed Nickel - BN	Brilliance Luxe Nickel - BN	Satin Nickel - STN	Satin Nickel - SN
Brushed Stainless Steel - BRS	Vibrant Stainless - VS	Stainless - RS	Stainless - SS		
Champagne Bronze - CHRZ			Brilliance Luxe Gold - GL		
Polished Chrome - CPB	Polished Chrome - CP	Chrome	Chrome - PC	Polished Chrome - APC	Polished Chrome - PC
Oil Rubbed Bronze - ORB	Oil-Rubbed Bronze - 2BZ	Oil Rubbed Bronze - ORB			
Matte Black - MB	Matte Black - BL	Matte Black - BL	Matte Black - BL	Matte Black - MB	Matte Black - MB
Polished Nickel - PN	Vibrant Polished Nickel - SN	Polished Nickel - NL	Brilliance Polished Nickel - PN	Polished Nickel - PN	Polished Nickel - PN
Polished Stainless Steel - PS					
PVD Brushed Nickel - PVD BRN					
Stainless Steel - SS					
Unlacquered Brass - ULB				Unlacquered Brass - ULB	Polished Natural Brass - UPB
Venetian Bronze - VB			Venetian Bronze - RB		
Group 1 Finishes					
Antique Brass - AB					Antique Brass - AB
Antique Copper - ACP					
Polished Copper - PCP					Polished Copper - PCO
Pewter - PEW					Pewter - PT
Satin Brass - SB					Satin PVD Brass - SPVD
Satin Chrome - SC		Brushed Chrome - BC			
Weathered Copper - WCP					
Group 2 Finishes					
Black Nickel - BN	Vibrant Titanium - TT		Brilliance Black Onyx - BNX		Ebony - EB
English Bronze - EB					
French Gold - FG	Vibrant French Gold - AF				
Gunmetal - GM			Luxe Steel - SL	Gun Metal - GM	Gun Metal - GM
Polished Gold - GPB	Vibrant Modern Polished Gold - AU		Brilliance Polished Gold - PG	Italian Brass - IB	Polished Gold - PG
Polished Brass - PVD	Vibrant Polished Brass - PB	Polished Brass - PB			PVD Brass - PVD
PVD Brushed Bronze - PVD BB		Brushed Gold - BG		Antique Gold - AG	Satin Bronze - SBZ
PVD Oil Rubbed Bronze - PVDORB					Charcoal - CL
Satin Gold - SG	Vibrant Brushed Modern Brass - 2MB			Satin Gold - SG	
Tuscan Brass - TB					
Other Finishes					
Polar White - PW		White - W			

2023 Finish Matching Guide

Mountain Plumbing	California Faucets	Gessi	Jaclo	Newport Brass	Waterstone	Delta
Standard Finishes						
Brushed Nickel - BRN	Burnished Nickel - BNU	Finox - 149	Satin Nickel - SN		Satin Nickel - SN	Brilliance Stainless - SS
Brushed Stainless Steel - BRS		Steel Brushed - 239		Stainless Steel PVD - 20	Solid Stainless Steel - SS	Arctic Stainless - AR
Champagne Bronze - CHRZ		Brass Brushed - 727	Carmel Bronze - CB			Champagne Bronze - CZ
Polished Chrome - CPB	Polished Chrome - PC	Chrome - 031	Polished Chrome - PCH	Polished Chrome - 26	Chrome - CH	Chrome
Oil Rubbed Bronze - ORB			Oiled Rubbed Bronze - ORB	Oil Rubbed Bronze - 10B	Antique Bronze - ABZ	
Matte Black - MB	Matte Black - MBLK		Matte Black - MBK	Flat Black - 56	Matte Black - MB	Matte Black - BL
Polished Nickel - PN	Polished Nickel - PN	Polished Nickel PVD - 426	Polished Nickel - PN	Polished Nickel - 15	Polished Nickel - PN	Polished Nickel - PN
Polished Stainless Steel - PS						
PVD Brushed Nickel - PVDBRN				Satin Nickel PVD - 15S		
Stainless Steel - SS						
Unlacquered Brass - ULB	Polished Brass Uncoated - PBU		Unlacquered Brass - ULB	Living Polished Brass - 03N	Unlacquered Brass - UPB	
Venetian Bronze - VB		Aged Bronzed - 187	Vintage Bronze - VB	Venetian Bronze - VB		Venetian Bronze - RB
Group 1 Finishes						
Antique Brass - AB	Antique Brass - ABF	Antique Brass - 713	Antique Brass - AB	Antique Brass - 06	Antique Brass - AB	
Antique Copper - ACP	Antique Copper Flat - ACF		Antique Copper - ACU	Antique Copper - 08A	Antique Copper - AC	
Polished Copper - PCP		Polished Copper - 030	Polished Copper - PCU		Polished Copper - PC	
Pewter - PEW			Pewter - PEW	Antique Nickel - 15A		
Satin Brass - SB	Satin Brass PVD - SB		Satin Brass - SB	Satin Brass PVD - 04	Satin Brass - SB	
Satin Chrome - SC			Satin Chrome - SC		Satin Chrome - SC	
Weathered Copper - WCP						
Group 2 Finishes						
Black Nickel - BN	Black Nickel - BLKN	Black Metal PVD - 706	Black Nickel - BKN	Midnight Chrome - 30	Black Nickel - BLN	
English Bronze - EB	Bella Terra Bronze - BTB					
French Gold - FG	French Gold PVD - FRG			Polished Brass Coated - 03		
Gunmetal - GM			Graphite - GPH		Graphite - GR	
Polished Gold - GPB	Polished Gold PVD - LPG	Gold CCP - 080	Polished Gold - PG	Aged Brass & Forever Brass - 01	Polished Gold - PG	
Polished Brass - PVD	Polished Brass - PB	Brass PVD - 710	Polished Brass - PB	French Gold - 24A	Polished Brass - PB	Brilliance Polished Brass - PB
PVD Brushed Bronze - PVDDBB	Satin Bronze PVD - SB	Warm Bronzed Brushed - 726				
PVD Oil Rubbed Bronze - PVDORB	Mocha Bronze - MOB			Hand Relieved Oil Rubbed Bronze - ORB		
Satin Gold - SG		Brushed Gold CCP - 716	Satin Gold - SG		Satin Gold - SG	
Tuscan Brass - TB					Chocolate Bronze - CHB	
Other Finishes						
Polar White - PW						

Featured Kitchen Products for 2023



NEW!

Perfect Grind®
Stealth Waste
Disposers
Page 32



MT200EV
Disposer Strainer
Page 55



NEW!

Single and Double
Bowl Kitchen Sink
Packages (SAVE 10%)
Pages 35 - 38



Batch Feed
Waste Disposer System
Page 33



MT300
Kitchen Sink Strainer
Page 51



NEW!

Space Saving
STEALTHTRAP
Page 34



Mountain Pure®
Water Filtration
Pages 71 - 74



MT641-3
Instant Hot Tank
Page 69



Multiple Accessory Faucet Designs
Pages 75 - 118

Featured Bathroom Products for 2023



MTRRP
Rain Rail Plus
Pages 135 - 136



NEW!

Multi-Function Shower Head
and Hand Shower
Pages 124 & 131



MT521 Lever Valve
Page 157




Select Series
Shower Drains
Pages 139 - 140



Tub Docking Station
Pages 273 - 275



MT2000-2
Duet Bottle Trap
Pages 233 - 234



Exposed Bath Waste
& Overflows
Pages 265 - 266

Kitchen Sink Suite INSTALLATION PACKAGES

Add to your cooking toolkit by combining purely filtered and instant hot water with a lifetime warranty garbage disposer to create the complete kitchen sink suite. Choose from 4 options: "Standard", "Deluxe", "Chef", "Complete Chef" for the ultimate cooking experience in your home.



STANDARD

The basics needed to complete your Kitchen Sink. Additional upgrades available below.



DELUXE

Step beyond the basics by delivering fresh, purely filtered water for drinking and cooking.



CHEF

Add to your cooking toolkit with instant hot water delivered directly to an accessory faucet.



COMPLETE CHEF

Combine purely filtered and instant hot water to create the ultimate kitchen sink suite.



Proudly Featuring Our Premium Water Appliances



Freestanding Tub DOCKING STATION

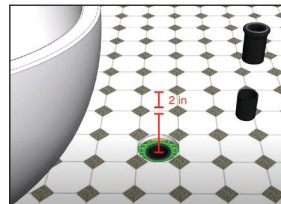
This product has been developed as the ultimate solution to quickly and easily install freestanding bathtubs. It comes with an EZ-Click™ toe touch drain for tubs with an integral, built-in overflow. The asymmetrical metal deck flange provides easier installation in tight spaces while the removable drain stopper serves as a hair catcher for easier cleaning.



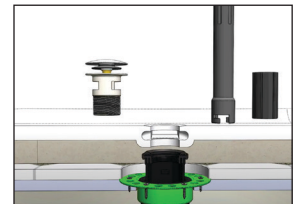
How Does It Work?



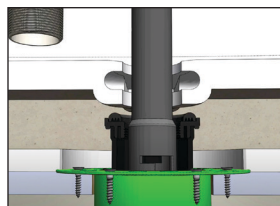
Step 1: Install Deck Flange



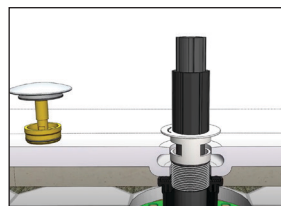
Step 2: Measure distance from bottom of the tub to the floor; cut tail piece to length



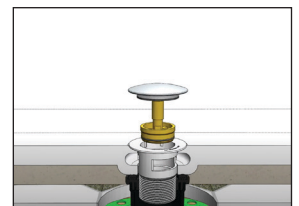
Step 3: Slide tub and align drain holes



Step 4: Using the long tool, pull the tail piece to create seal underneath the tub



Step 5: Thread the trim through the drain hole and tighten with smaller tool

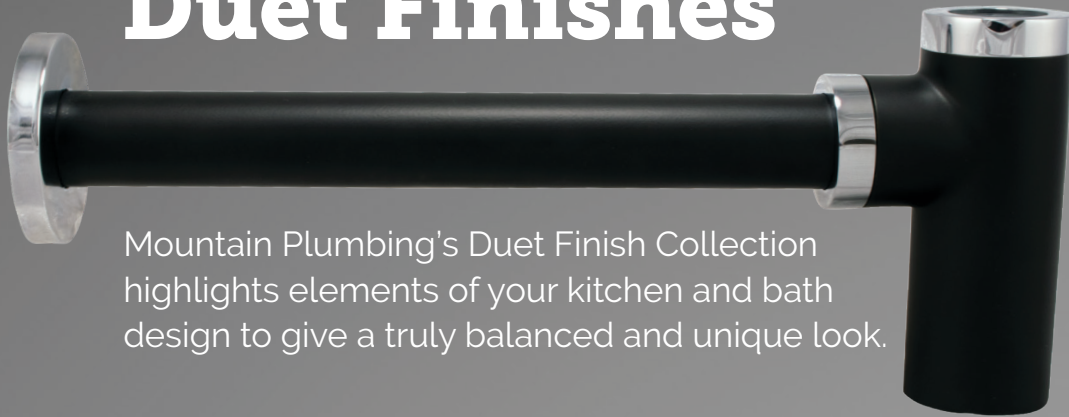


Step 6: Install the drain stopper

Learn More About The Tub Docking Station on Pages 273 - 275

Mountain Plumbing Products

Duet Finishes



Mountain Plumbing's Duet Finish Collection highlights elements of your kitchen and bath design to give a truly balanced and unique look.

Available on the Following Products

Pages
77, 79, 81
91, 93, 95
105, 107, 109



MT1820 / MT1830 / MT1840 Series

Accessory Faucets



Pages
40 & 42

MT957R & MT964K

Air Switch



Pages 51 & 55

MT300 / MT200EV / MT202

Sink Strainers

Page 156



MT5003L-NL

Lever Angle Valve



MT2000-2

Bottle Trap

Page 236

Knurled Accents Available!

Intricate diamond knurling adds richness and depth to the design of your faucet.

Available Base Finish:

Matte Black (MB)

Available Accent Finishes:

Brushed Nickel (BRN), Polished Chrome (CPB), Polished Nickel (PN), Champagne Bronze (CHBRZ)

Duet Finish Combinations



Base:
Matte Black (MB)

Accent:
Brushed Nickel (BRN)



Base:
Matte Black (MB)

Accent:
Polished Chrome (CPB)



Base:
Matte Black (MB)

Accent:
Polished Nickel (PN)



Base:
Matte Black (MB)



Accent:
Champagne Bronze (CHBRZ)

Ordering Duet Products

All Duet products come with Matte Black as the base finish.

To order please use the following three step instructions:

1. Find the Product You Want in a Duet Finish			2. Select Accent Finish & Use Model # Below to Order			
Standard Model #	Product Name	Page	Brushed Nickel	Polished Chrome	Polished Nickel	Champagne Bronze
MT2000-2	Decorative Bottle Trap with Clean-Out Plug	236	MT2000-2D/BRN	MT2000-2D/CPB	MT2000-2D/PN	MT2000-2D/CHBRZ
MT5003L-NL	Lever Handle Angle Valve	156	MT5003L-NLD/BRN	MT5003L-NLD/CPB	MT5003L-NLD/PN	MT5003L-NLD/CHBRZ
MT300	Classic 3-1/2" Deluxe Stemball Kitchen Strainer	51	MT300D/BRN	MT300D/CPB	MT300D/PN	MT300D/CHBRZ
MT200EV	Complete Stopper & Strainer Unit Waste Disposer Trim	55	MT200EVD/BRN	MT200EVD/CPB	MT200EVD/PN	MT200EVD/CHBRZ
MT202	Extended Flange Stopper & Strainer Unit Waste Disposer Trim	55	MT202D/BRN	MT202D/CPB	MT202D/PN	MT202D/CHBRZ
MT957R	Round Deluxe Raised Air Switch with Freedom Mount	40	MT957RD/BRN	MT957RD/CPB	MT957RD/PN	MT957RD/CHBRZ
MT964K	Round Deluxe Knurled Raised Air Switch with Freedom Mount	42	MT964KD/BRN	MT964KD/CPB	MT964KD/PN	MT964KD/CHBRZ
MT1820-NL	Hot Water Faucet - Contemporary Round Body (120° Spout)	77	MT1820-NLD/PVDBRN	MT1820-NLD/CPB	MT1820-NLD/PVDPN	MT1820-NLD/CHBRZ
MT1830-NL	Hot Water Faucet - Contemporary Round Body (90° Spout)	79	MT1830-NLD/PVDBRN	MT1830-NLD/CPB	MT1830-NLD/PVDPN	MT1830-NLD/CHBRZ
MT1840-NL	Hot Water Faucet - Contemporary Round Body	81	MT1840-NLD/PVDBRN	MT1840-NLD/CPB	MT1840-NLD/PVDPN	MT1840-NLD/CHBRZ
MT1821-NL	Hot & Cold Faucet - Contemporary Round Body (120° Spout)	91	MT1821-NLD/PVDBRN	MT1821-NLD/CPB	MT1821-NLD/PVDPN	MT1821-NLD/CHBRZ
MT1831-NL	Hot & Cold Faucet - Contemporary Round Body (90° Spout)	93	MT1831-NLD/PVDBRN	MT1831-NLD/CPB	MT1831-NLD/PVDPN	MT1831-NLD/CHBRZ
MT1841-NL	Hot & Cold Faucet - Contemporary Round Body	95	MT1841-NLD/PVDBRN	MT1841-NLD/CPB	MT1841-NLD/PVDPN	MT1841-NLD/CHBRZ
MT1823-NL	Point-of-Use Faucet - Contemporary Round Body (120° Spout)	105	MT1823-NLD/PVDBRN	MT1823-NLD/CPB	MT1823-NLD/PVDPN	MT1823-NLD/CHBRZ
MT1833-NL	Point-of-Use Faucet - Contemporary Round Body (90° Spout)	107	MT1833-NLD/PVDBRN	MT1833-NLD/CPB	MT1833-NLD/PVDPN	MT1833-NLD/CHBRZ
MT1843-NL	Point-of-Use Faucet - Contemporary Round Body	109	MT1843-NLD/PVDBRN	MT1843-NLD/CPB	MT1843-NLD/PVDPN	MT1843-NLD/CHBRZ
Products with Knurling						
MT1820-NL	Hot Water Faucet - Contemporary Round Body (120° Spout)	77	MT1820-NLDK/PVDBRN	MT1820-NLDK/CPB	MT1820-NLDK/PVDPN	MT1820-NLDK/CHBRZ
MT1830-NL	Hot Water Faucet - Contemporary Round Body (90° Spout)	79	MT1830-NLDK/PVDBRN	MT1830-NLDK/CPB	MT1830-NLDK/PVDPN	MT1830-NLDK/CHBRZ
MT1840-NL	Hot Water Faucet - Contemporary Round Body	81	MT1840-NLDK/PVDBRN	MT1840-NLDK/CPB	MT1840-NLDK/PVDPN	MT1840-NLDK/CHBRZ
MT1821-NL	Hot & Cold Faucet - Contemporary Round Body (120° Spout)	91	MT1821-NLDK/PVDBRN	MT1821-NLDK/CPB	MT1821-NLDK/PVDPN	MT1821-NLDK/CHBRZ
MT1831-NL	Hot & Cold Faucet - Contemporary Round Body (90° Spout)	93	MT1831-NLDK/PVDBRN	MT1831-NLDK/CPB	MT1831-NLDK/PVDPN	MT1831-NLDK/CHBRZ
MT1841-NL	Hot & Cold Faucet - Contemporary Round Body	95	MT1841-NLDK/PVDBRN	MT1841-NLDK/CPB	MT1841-NLDK/PVDPN	MT1841-NLDK/CHBRZ
MT1823-NL	Point-of-Use Faucet - Contemporary Round Body (120° Spout)	105	MT1823-NLDK/PVDBRN	MT1823-NLDK/CPB	MT1823-NLDK/PVDPN	MT1823-NLDK/CHBRZ
MT1833-NL	Point-of-Use Faucet - Contemporary Round Body (90° Spout)	107	MT1833-NLDK/PVDBRN	MT1833-NLDK/CPB	MT1833-NLDK/PVDPN	MT1833-NLDK/CHBRZ
MT1843-NL	Point-of-Use Faucet - Contemporary Round Body	109	MT1843-NLDK/PVDBRN	MT1843-NLDK/CPB	MT1843-NLDK/PVDPN	MT1843-NLDK/CHBRZ

Look for the  and  icon to find products available in Duet Finishes and Knurled Handles throughout the 2023 Price Book

Perfect Grind® Waste Disposers

Water Appliances Introduction 27
Title Page 28
Duet Finishes - Air Switch 29 - 30
Perfect Grind® Waste Disposers
ProSelect 31
STEALTH 32
Batch Feed 33
Complete Kitchen Sink Packages 34 - 38
Kitchen Space Saving Trap 34
Air Switches 39 - 46

Filters, Faucets, & Water Appliances

Title Page 66
Duet Finishes - Accessory Faucets 67 - 68
Little Gourmet® Hot Water Dispenser 69
Mountain Chill® Water Chiller 70
Safety Valve-Leak Detector 70
Mountain Pure® Water Filtration 71 - 74
Hot Water Faucets Overview 75
Francis Anthony Collection 76 - 84
Francis Anthony + Little Gourmet® 85 - 88
Hot & Cold Water Faucets Overview 89
Francis Anthony Collection 90 - 98
Francis Anthony + Little Gourmet® 99 - 102
Point-of-Use Drinking Faucets Overview 103
Francis Anthony Collection 104 - 112
Additional Collections 113 - 114
Francis Anthony + Mountain Pure® 115 - 118
Faucet Air Gaps 119
Replacement Cartridges 119

Valves & Stops

Title Page 148
Duet Finishes - Valve 149 - 150
Angle/Straight 151 - 158
Angle/Straight Sweat 159 - 162

Opening Sections

Front Cover
Decorative Metal Finishes 1 - 2
Molded Plastic Finishes 2
Finish Matching Guide 3 - 4
Featured Products 5 - 6
Feature: Kitchen Sink Suite 7
Feature: Tub Docking Station 8
Duet Finish Collection 9 - 10
Product Table of Contents 11 - 12
Fixture Table of Contents 13 - 14
Fixture Diagrams 15 - 25

Kitchen Accessories

Title Page 48
Duet Finishes - Sink Strainers 49 - 50
Sink Strainers 51 - 54
Waste Disposer Trims 55 - 59
Waste Disposer Trim Parts 60
Plastic Waste Disposer Trims 61
Plastic Sink Strainers 61
Air Gaps 62 - 63
Sink Hole Cover 63
Soap/Lotion Dispensers 64 - 65

Shower Heads, Arms, Drains, Grids, & Accessories

Title Page 120
Mountain Re-Vive™ Shower Products
Shower Heads 121 - 124
Shower Arms 125 - 130
Hand Showers 131 - 134
Shower Rails 135 - 138
Mountain Re-Vive™ Shower Drains
Select Series 139 - 140
Shower Grids 141 - 144
Shower Drain Bodies 143
Complete Shower Drains 145 - 146

Product Table of Contents

Explore through our product category sections above to find the Mountain Plumbing part to put the finishing touch on all of your projects.



Fixture Planning Diagrams

Use our fixture planning diagrams to simplify your product selection and complete your design.

Pages 15 - 25

Decorative Lavatory Drains

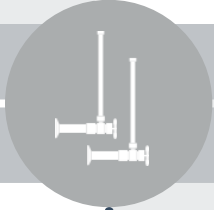
Title Page **222**
 Decorative Drains for Vessel, Glass,
 & Lavatory Sinks **223 - 229**
 Lavatory Drain Parts **230 - 231**

Toilet Tank Levers

Title Page **244**
 TOTO **245 - 246**
 AXENT **246 - 247**
 Icera **247**
 Wax Rings **247**

Closing Sections

Index **278 - 279**
 Additional Notes **280 - 284**
 Installation Videos **285**
 Customer Support **286**
 CA Prop 65 Warning **287**
 Terms & Conditions **288**
 Limited Warranty **289 - 290**
 Back Cover



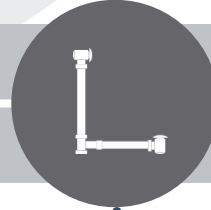

Supply Kits & Parts

Title Page **164**
 Supply Parts **165 - 168**
 Lavatory Supply Kit
 Angle/Straight **169 - 176**
 Angle Sweat **177 - 178**
 Angle - Cover Tube **179**
 Lavatory Supply Kit - Bottle Trap
 Angle/Straight **180 - 185**
 Angle Sweat **185**
 Lavatory Supply Kit - P-Trap (1-1/4")
 Angle/Straight **186 - 190**
 Angle/Straight Sweat **190 - 191**
 Lavatory Supply Kit - P-Trap (1-1/2")
 Angle/Straight **191 - 195**
 Angle/Straight Sweat **196**
 Lavatory Supply Kit New England
 Angle/Straight **197 - 204**
 Angle/Straight Sweat **205 - 208**
 Toilet Supply Kits
 Angle/Straight **209 - 216**
 Angle/Straight Sweat **217 - 220**
 Angle - Cover Tube **221**



Decorative Lavatory Traps

Title Page **232**
 Duet Finishes - Bottle Trap **233 - 234**
 Bottle Traps **235 - 236**
 P-Traps **237 - 240**
 Lavatory Trap Parts **241 - 242**
 Lavatory Space Saving Trap **242**



Bath Waste & Overflow

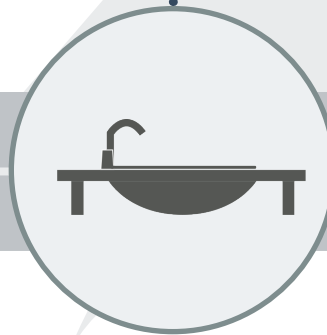
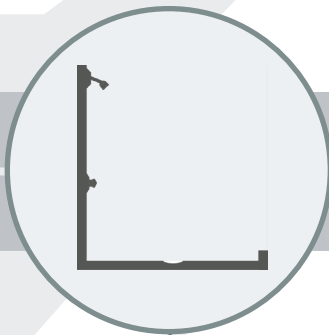
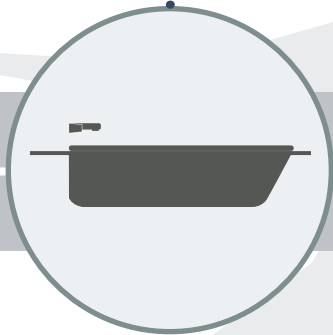
DoubleFlex™ Feature **249**
 Immerse Feature **249**
 Title Page **250**
 DoubleFlex Adaptor **251**
 Schedule 40 Cable Operated **252 - 254**
 Schedule 20 Cable Operated **255 - 257**
 Brass Cable Operated **258 - 260**
 Cable Operated Body Only **260 - 261**
 Cable Operated Trim Kits **262**
 Brass Bath Waste & Overflow **263 - 264**
 Exposed Bath Waste & Overflow **265 - 266**
 Freestanding Bath Waste & Overflow **267**
 BWO Plumber's Half Kits **268 - 270**
 Bathtub Drains **271 - 272, 276**
 Tub Docking Station **273 - 275**

Bathtub

Bath Waste & Overflows **249 - 272, 276**
Tub Docking Station **273 - 275**
Fixture Planning Diagrams **17 - 18**

Bathroom Sink

Soap/Lotion Dispensers **64 - 65**
Little Gourmet® Hot Water Dispenser **69**
Mountain Pure® Water Filtration **71 - 74**
Valves & Stops **148 - 162**
Lavatory Supply Parts **165 - 168**
Lavatory Supply Kits **169 - 208**
Decorative Lavatory Drains **222 - 231**
Decorative Lavatory Traps **232 - 242**
Lavatory Space Saving Trap **242**
Fixture Planning Diagram **20**



Shower

Mountain Re-Vive™ Shower Products
Shower Heads **121 - 124**
Shower Arms **125 - 130**
Hand Showers **131 - 134**
Shower Rails **135 - 138**
Shower Grids & Drains **139 - 146**
Fixture Planning Diagram **19**

Pedestal Sink

Soap/Lotion Dispensers **64 - 65**
Valves & Stops **148 - 162**
Lavatory Supply Parts **165 - 168**
Lavatory Supply Kits **169 - 208**
Decorative Lavatory Drains **222 - 231**
Decorative Lavatory Traps **232 - 242**
Fixture Planning Diagram **21**

Fixture Table of Contents

Find all of the Mountain Plumbing Parts to put the finishing touch on all of your fixtures. Start with your fixture above to find the page sections for its associated parts.

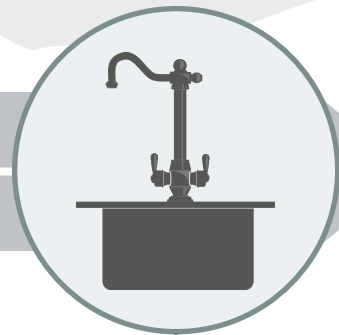
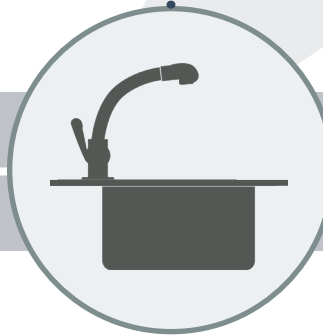
Toilet

Valves & Stops **148 - 162**
Toilet Supply Parts **165 - 168**
Toilet Supply Kits **209 - 221**
Toilet Tank Levers **244 - 247**
Wax Rings **247**
Fixture Planning Diagram **22**



Kitchen Sink

Perfect Grind® Waste Disposers **31 - 33**
Air Switches **39 - 46**
Sink Strainers & Disposer Trims **51 - 61**
Air Gaps & Sink Hole Cover **62 - 63**
Soap/Lotion Dispensers **64 - 65**
Little Gourmet® Hot Water Dispenser **69**
Mountain Chill® Water Chiller **70**
Mountain Pure® Water Filtration **71 - 74**
Hot Water Faucets **75 - 88**
Hot & Cold Water Faucets **89 - 102**
Point-of-Use Drinking Faucets **103 - 118**
Faucet Parts **119**
Valves & Stops **148 - 162**
Fixture Planning Diagram **24**



Bidet

Valves & Stops **148 - 162**
Toilet Supply Parts **165 - 168**
Toilet Supply Kits **209 - 221**
Wax Rings **247**
Fixture Planning Diagram **23**

Bar/Prep Sink

Perfect Grind® Waste Disposers **31 - 33**
Air Switches **39 - 46**
Sink Strainers & Disposer Trims **51 - 61**
Air Gaps & Sink Hole Cover **62 - 63**
Soap/Lotion Dispensers **64 - 65**
Little Gourmet® Hot Water Dispenser **69**
Mountain Chill® Water Chiller **70**
Mountain Pure® Water Filtration **71 - 74**
Hot Water Faucets **75 - 88**
Hot & Cold Water Faucets **89 - 102**
Point-of-Use Drinking Faucets **103 - 118**
Faucet Parts **119**
Valves & Stops **148 - 162**
Fixture Planning Diagram **25**



Fixture Planning Diagrams

Use our fixture planning diagrams to simplify your product selection and complete your design.

Pages 15 - 25

Simplify Product Selection and Complete Your Design


We have created these easy-to-use Fixture Planning Diagrams for you to ensure nothing is forgotten in your project. Simply photocopy these pages or you can download and print the PDF's from our website, www.mountainplumbing.com. Then choose all of the items you need from our catalog or online, add the model numbers to your diagram, and order your products.

Product Order List

This lists the products from Mountain Plumbing available to accessorize your kitchen or bath fixture. The list is color coded so you know what is needed and what you can add.

Additional Angles

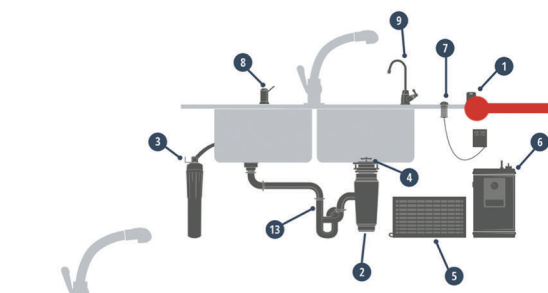
When needed, we show additional angles to your fixture to show products available and give you the most confidence when planning your project with Mountain Plumbing Products.



Kitchen Sink

Project Location: _____
 Date: _____
 Customer Name: _____
 Sales Order Number: _____

1. Kitchen Sink Accessories (Air Gap & Sink Hole Cover) _____
2. Perfect Grind® Waste Disposer _____
3. Mountain Pure® Full Flow Water Filter _____
4. Waste Disposer Trim _____
5. Mountain Chill® Water Chiller _____
6. Little Gourmet® Hot Water Dispenser _____
7. Air Switch _____
8. Soap/Lotion Dispenser _____
9. Accessory Faucet (Hot, Hot & Cold, Point-of-Use) _____



10. Supply Kit* _____
11. Mountain Pure® Point-of-Use Water Filtration _____
12. Strainer Only _____
13. Space Saving Stealthtrap* _____

Mandatory
 Not Mandatory

Need Additional Help? Visit the Mountain Plumbing Website for Our Live Customer Service Chat

Project Details

Add all project related details here to keep your project's purchasing process organized.

Detailed Diagrams

Each fixture's diagram shows all fixtures in light gray and Mountain Plumbing Products in dark gray to help put our products in context of where they go in your project's design.

Product Key

Each numbered list item is color coded depending if it is required or not required. This key shows which color means what to make the question "what do I need?" easy to answer.

How-To Use Fixture Planning Diagrams

Step 1	Identify the fixture you want accessorize. Download and print the Fixture Planning Diagram from our website or photocopy it from this Price Book.
Step 2	Fill in the project details in the top right of the Fixture Planning Diagram. This helps keep your project organized.
Step 3	Review your fixtures diagram and product list and circle the kitchen and bath products you want for your fixture.
Step 4	Use the Mountain Plumbing Fixture Table of Contents on pages 9 and 10 to browse and select your products for each kitchen and bath product you wanted in step 3. Place each product's model number in the spaces provided on your Fixture Planning Diagram.
Step 5	All done! All that's left is to order your Mountain Plumbing Products and complete your design.

Fixture Planning Diagrams

Section Contents

Bathtub **17**

Freestanding Bathtub **18**

Shower Stall **19**

Bath Sink **20**

Pedestal Sink **21**

Toilet **22**

Bidet **23**

Kitchen Sink **24**

Bar/Prep Sink **25**


Project Location: _____

Date: _____

Customer Name: _____

Sales Order Number: _____

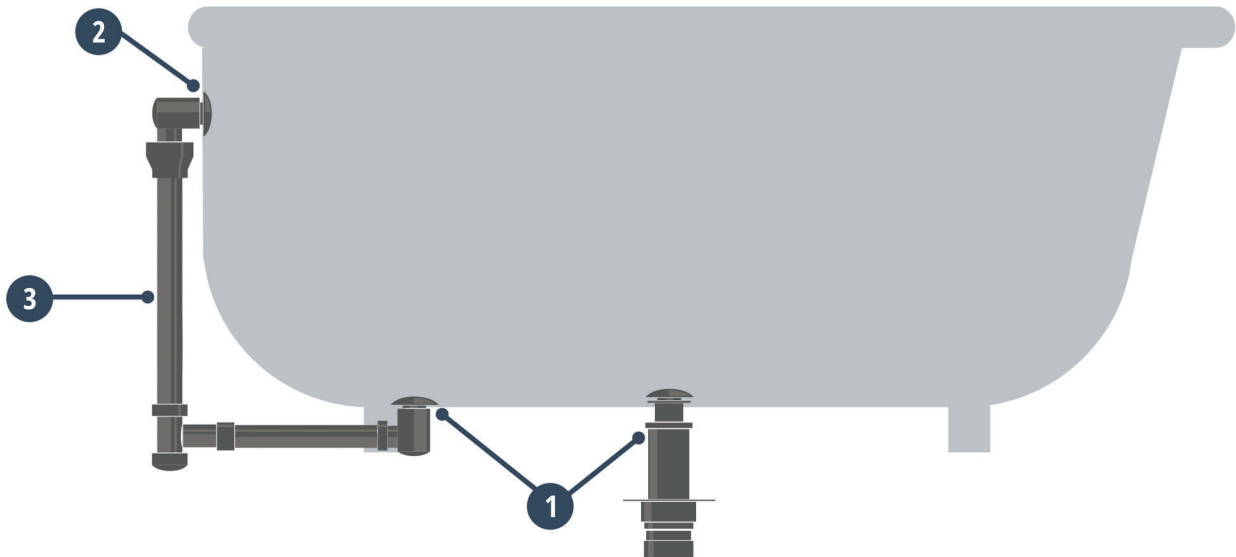
1. Overflow Trim _____
2. Drain Trim _____
3. Bath Waste & Overflow* _____



■ Mandatory ■ Not Mandatory *Available as a Complete Kit

Project Location: _____
 Date: _____
 Customer Name: _____
 Sales Order Number: _____

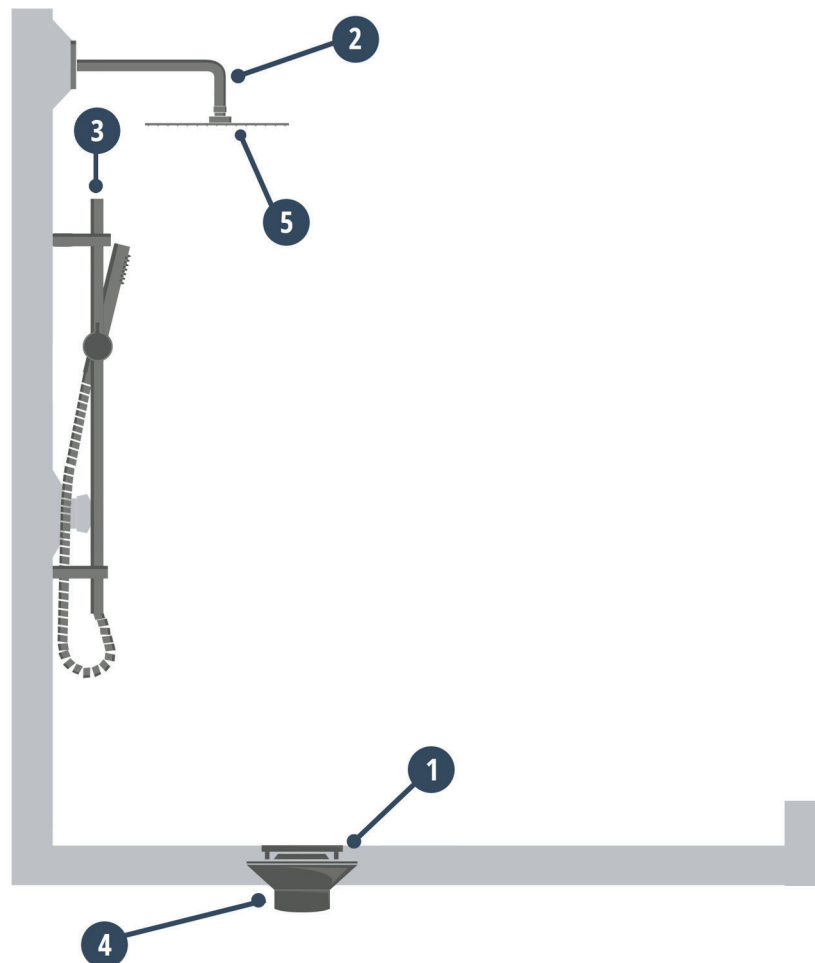
1. Drain Trim or Tub Docking Station _____
2. Overflow Trim _____
3. Bath Waste & Overflow* _____



Mandatory
 Not Mandatory
*Available as a Complete Kit

Project Location: _____
 Date: _____
 Customer Name: _____
 Sales Order Number: _____

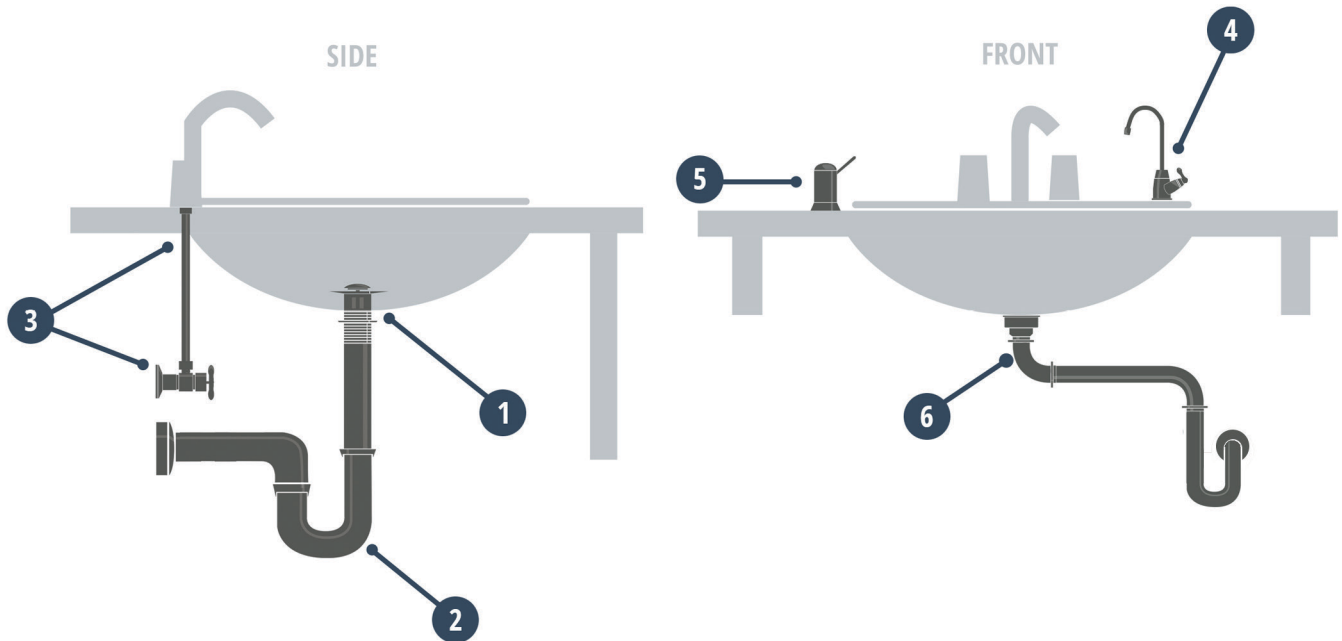
- 1. Drain Grid* _____
- 2. Shower Arm _____
- 3. Shower Rail & Handshower _____
- 4. Drain Body* _____
- 5. Shower Head _____



Mandatory
 Not Mandatory
 *Available as a Complete Kit

Project Location: _____
 Date: _____
 Customer Name: _____
 Sales Order Number: _____

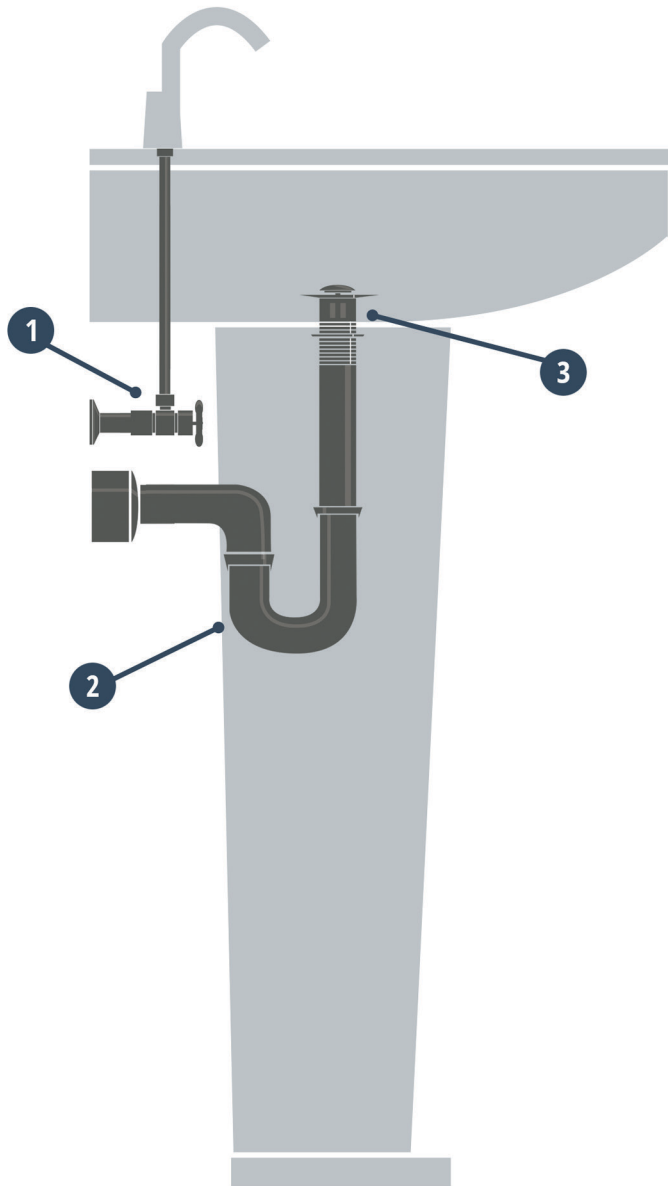
1. Lavatory Drain (with or without Overflow)* _____
2. Lavatory Trap* _____
3. Lavatory Supply Kit* _____
4. Point-of-Use Faucet _____
5. Soap/Lotion Dispenser _____
6. Lavatory Space Saving Trap _____



■ Mandatory ■ Not Mandatory *Available as a Complete Kit

Project Location: _____
 Date: _____
 Customer Name: _____
 Sales Order Number: _____

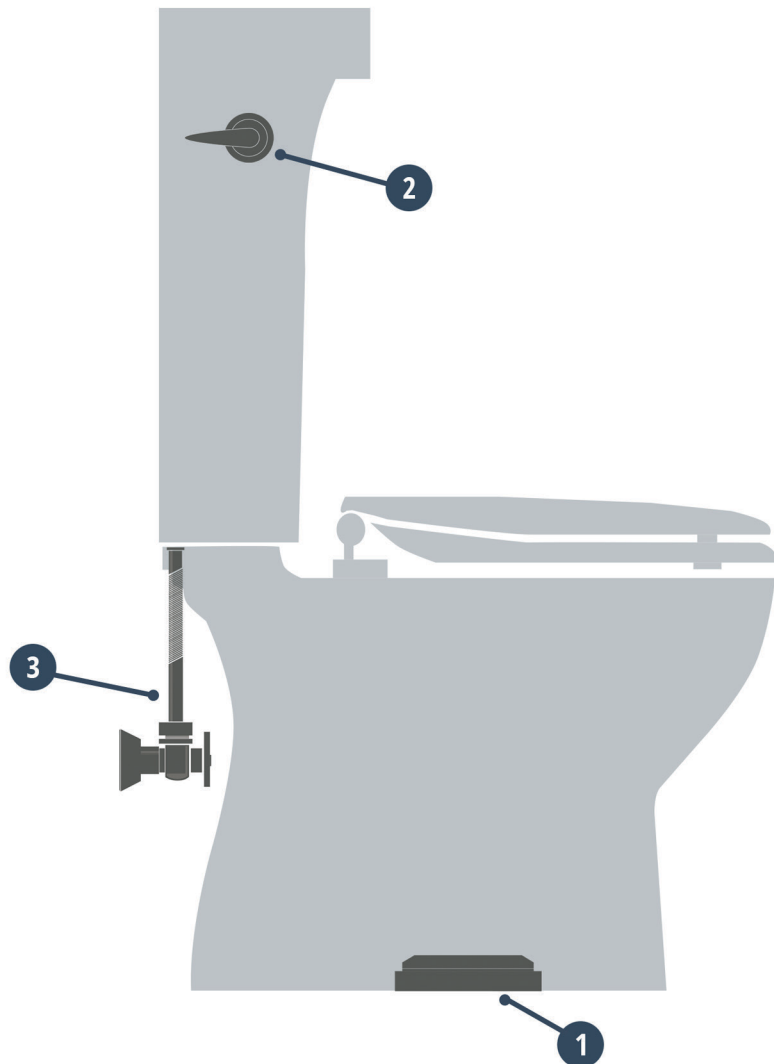
- 1. Lavatory Supply Kit _____
- 2. Decorative Lavatory Trap _____
- 3. Complete Lavatory Drain _____



■ Mandatory ■ Not Mandatory

Project Location: _____
Date: _____
Customer Name: _____
Sales Order Number: _____

- 1. Wax Ring _____
- 2. Toilet Tank Lever _____
- 3. Toilet Supply Kit _____



■ Mandatory ■ Not Mandatory

Project Location: _____

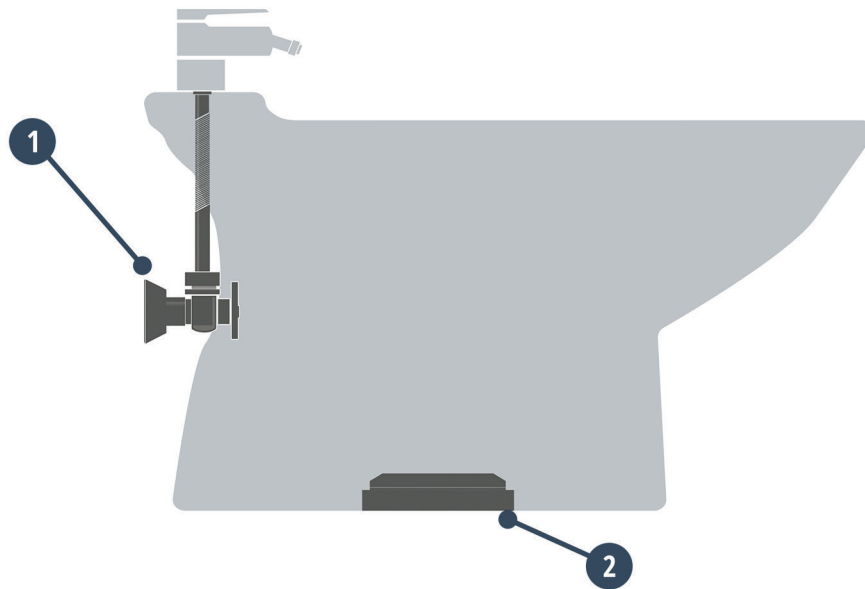
Date: _____

Customer Name: _____

Sales Order Number: _____

1. Toilet Supply Kit _____

2. Wax Ring _____



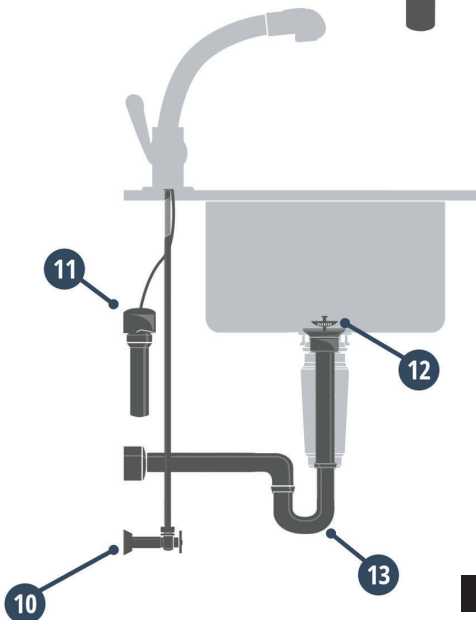
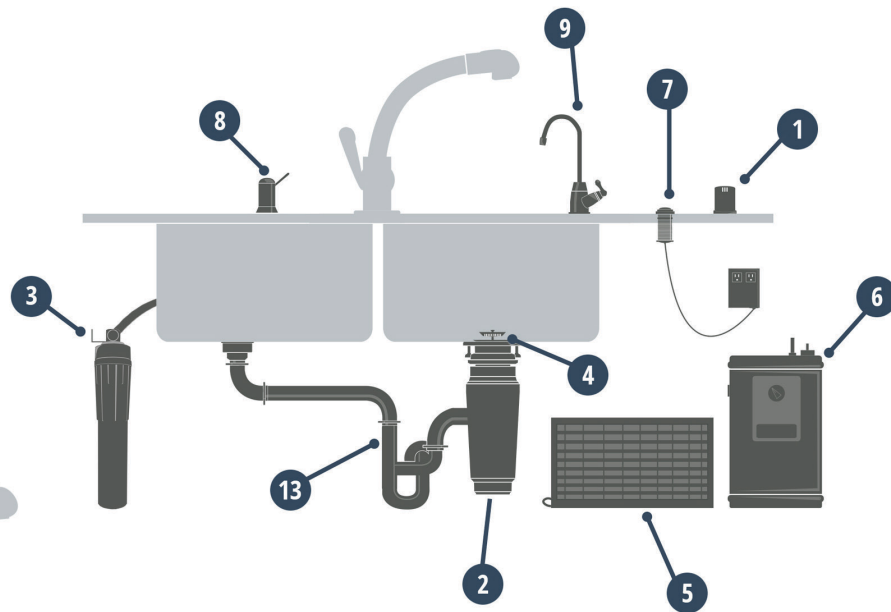
Mandatory



Not Mandatory

Project Location: _____
 Date: _____
 Customer Name: _____
 Sales Order Number: _____

- 1. Kitchen Sink Accessories (Air Gap & Sink Hole Cover) _____
- 2. Perfect Grind® Waste Disposer _____
- 3. Mountain Pure® Full Flow Water Filter _____
- 4. Waste Disposer Trim _____
- 5. Mountain Chill® Water Chiller _____
- 6. Little Gourmet® Hot Water Dispenser _____
- 7. Air Switch _____
- 8. Soap/Lotion Dispenser _____
- 9. Accessory Faucet (Hot, Hot & Cold, Point-of-Use) _____

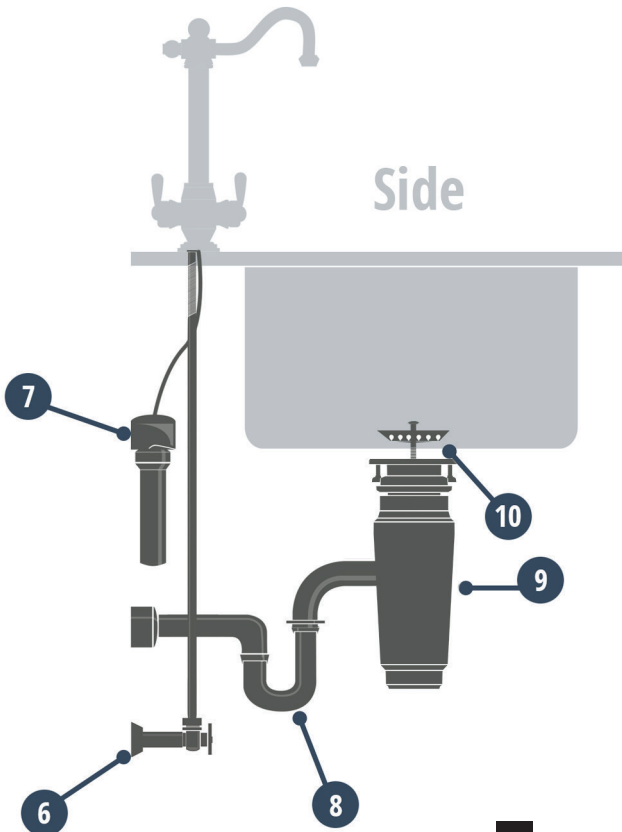
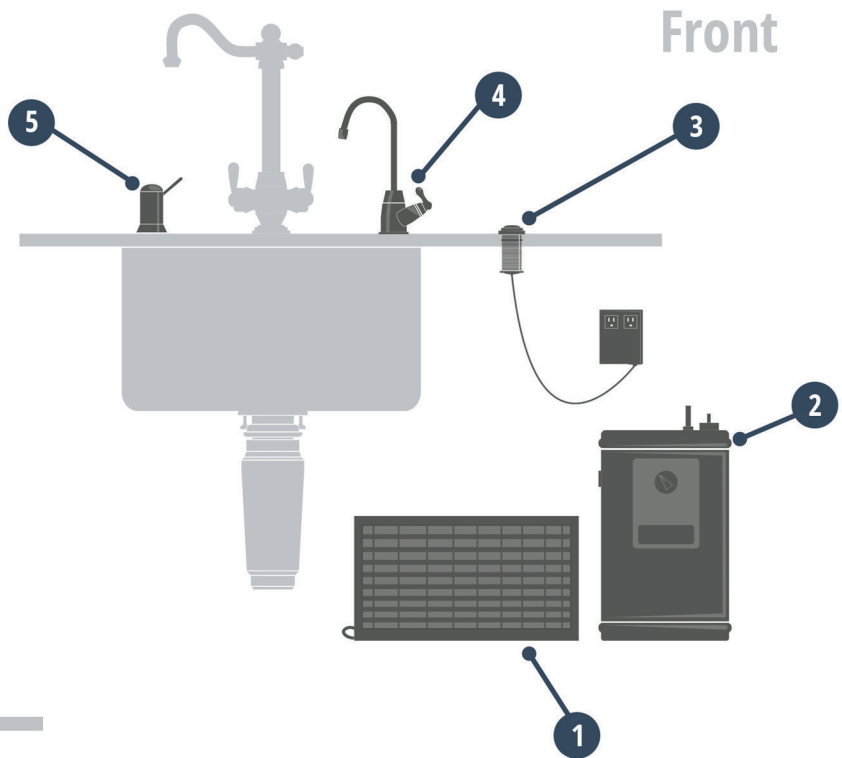


- 10. Supply Kit* _____
- 11. Mountain Pure® Point-of-Use Water Filtration _____
- 12. Strainer Only _____
- 13. Space Saving Stealthtrap* _____

Mandatory
 Not Mandatory
 *Available as a Complete Kit

Project Location: _____
 Date: _____
 Customer Name: _____
 Sales Order Number: _____

1. Mountain Chill® Water Chiller _____
2. Little Gourmet® Hot Water Dispenser _____
3. Air Switch _____
4. Accessory Faucet (Hot, Hot & Cold, Point-of-Use) _____
5. Soap/Lotion Dispenser _____




6. Supply Kit* _____
7. Mountain Pure® Point-of-Use Water Filtration _____
8. Space Saving Stealthtrap* _____
9. Perfect Grind® Waste Disposer _____
10. Bar Sink Strainer _____

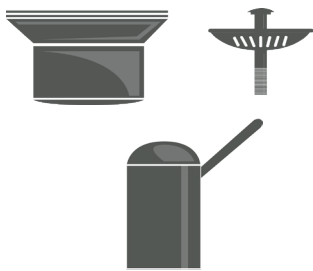
■ Mandatory ■ Not Mandatory *Available as a Complete Kit

Water Appliances

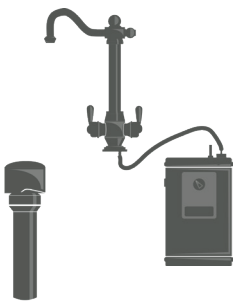
Contents



Perfect Grind® Waste Disposers & Accessories
28 - 46



Kitchen Accessories
48 - 65



Filters, Faucets, & Other Water Appliances
66 - 119

Perfect Grind® Waste Disposers & Accessories

Section Contents

Water Appliances Introduction **27**

Duet Finishes - Air Switch **29 - 30**

Perfect Grind® Waste Disposers

ProSelect **31**

STEALTH **32**

Batch Feed **33**

Complete Kitchen Sink Packages **34 - 38**

Kitchen Space Saving Trap **34**


Air Switches **39 - 46**

Fixture Planning Diagrams

Use the kitchen sink and bar/prep sink fixture planning diagram to simplify your product selection and complete your design.

Kitchen Sink Fixture Planning Diagram **24**

Bar/Prep Sink Fixture Planning Diagram **25**





Air Switch Duet Finishes

Mountain Plumbing's Duet Finish Collection highlights elements of your kitchen and bath design to give a truly balanced and unique look.

Available on the MT957R & MT964K Air Switch
Page 40 & 42

Ordering Duet Products

All Duet products come with Matte Black as the base finish.
To order please use the following three step instructions:

1. Find the Product You Want in a Duet Finish				2. Select Accent Finish & Use Model # Below to Order			
Standard Model #	Product Name	Page	Brushed Nickel	Polished Chrome	Polished Nickel	Champagne Bronze	
MT2000-2	Decorative Bottle Trap with Clean-Out Plug	236	MT2000-2D/BRN	MT2000-2D/CPB	MT2000-2D/PN	MT2000-2D/CHBRZ	
MT5003L-NL	Lever Handle Angle Valve	156	MT5003L-NLD/BRN	MT5003L-NLD/CPB	MT5003L-NLD/PN	MT5003L-NLD/CHBRZ	
MT300	Classic 3-1/2" Deluxe Stemball Kitchen Strainer	51	MT300D/BRN	MT300D/CPB	MT300D/PN	MT300D/CHBRZ	
MT200EV	Complete Stopper & Strainer Unit Waste Disposer Trim	55	MT200EVD/BRN	MT200EVD/CPB	MT200EVD/PN	MT200EVD/CHBRZ	
MT202	Extended Flange Stopper & Strainer Unit Waste Disposer Trim	55	MT202D/BRN	MT202D/CPB	MT202D/PN	MT202D/CHBRZ	
MT957R	Round Deluxe Raised Air Switch with Freedom Mount	40	MT957RD/BRN	MT957RD/CPB	MT957RD/PN	MT957RD/CHBRZ	
MT964K	Round Deluxe Knurled Raised Air Switch with Freedom Mount	42	MT964KD/BRN	MT964KD/CPB	MT964KD/PN	MT964KD/CHBRZ	
MT1820-NL	Hot Water Faucet - Contemporary Round Body (120° Spout)	77	MT1820-NLD/PVDBRN	MT1820-NLD/CPB	MT1820-NLD/PVDPN	MT1820-NLD/CHBRZ	
MT1830-NL	Hot Water Faucet - Contemporary Round Body (90° Spout)	79	MT1830-NLD/PVDBRN	MT1830-NLD/CPB	MT1830-NLD/PVDPN	MT1830-NLD/CHBRZ	
MT1840-NL	Hot Water Faucet - Contemporary Round Body	81	MT1840-NLD/PVDBRN	MT1840-NLD/CPB	MT1840-NLD/PVDPN	MT1840-NLD/CHBRZ	
MT1821-NL	Hot & Cold Faucet - Contemporary Round Body (120° Spout)	91	MT1821-NLD/PVDBRN	MT1821-NLD/CPB	MT1821-NLD/PVDPN	MT1821-NLD/CHBRZ	
MT1831-NL	Hot & Cold Faucet - Contemporary Round Body (90° Spout)	93	MT1831-NLD/PVDBRN	MT1831-NLD/CPB	MT1831-NLD/PVDPN	MT1831-NLD/CHBRZ	
MT1841-NL	Hot & Cold Faucet - Contemporary Round Body	95	MT1841-NLD/PVDBRN	MT1841-NLD/CPB	MT1841-NLD/PVDPN	MT1841-NLD/CHBRZ	
MT1823-NL	Point-of-Use Faucet - Contemporary Round Body (120° Spout)	105	MT1823-NLD/PVDBRN	MT1823-NLD/CPB	MT1823-NLD/PVDPN	MT1823-NLD/CHBRZ	
MT1833-NL	Point-of-Use Faucet - Contemporary Round Body (90° Spout)	107	MT1833-NLD/PVDBRN	MT1833-NLD/CPB	MT1833-NLD/PVDPN	MT1833-NLD/CHBRZ	
MT1843-NL	Point-of-Use Faucet - Contemporary Round Body	109	MT1843-NLD/PVDBRN	MT1843-NLD/CPB	MT1843-NLD/PVDPN	MT1843-NLD/CHBRZ	
Products with Knurling							
MT1820-NL	Hot Water Faucet - Contemporary Round Body (120° Spout)	77	MT1820-NLDK/PVDBRN	MT1820-NLDK/CPB	MT1820-NLDK/PVDPN	MT1820-NLDK/CHBRZ	
MT1830-NL	Hot Water Faucet - Contemporary Round Body (90° Spout)	79	MT1830-NLDK/PVDBRN	MT1830-NLDK/CPB	MT1830-NLDK/PVDPN	MT1830-NLDK/CHBRZ	
MT1840-NL	Hot Water Faucet - Contemporary Round Body	81	MT1840-NLDK/PVDBRN	MT1840-NLDK/CPB	MT1840-NLDK/PVDPN	MT1840-NLDK/CHBRZ	
MT1821-NL	Hot & Cold Faucet - Contemporary Round Body (120° Spout)	91	MT1821-NLDK/PVDBRN	MT1821-NLDK/CPB	MT1821-NLDK/PVDPN	MT1821-NLDK/CHBRZ	
MT1831-NL	Hot & Cold Faucet - Contemporary Round Body (90° Spout)	93	MT1831-NLDK/PVDBRN	MT1831-NLDK/CPB	MT1831-NLDK/PVDPN	MT1831-NLDK/CHBRZ	
MT1841-NL	Hot & Cold Faucet - Contemporary Round Body	95	MT1841-NLDK/PVDBRN	MT1841-NLDK/CPB	MT1841-NLDK/PVDPN	MT1841-NLDK/CHBRZ	
MT1823-NL	Point-of-Use Faucet - Contemporary Round Body (120° Spout)	105	MT1823-NLDK/PVDBRN	MT1823-NLDK/CPB	MT1823-NLDK/PVDPN	MT1823-NLDK/CHBRZ	
MT1833-NL	Point-of-Use Faucet - Contemporary Round Body (90° Spout)	107	MT1833-NLDK/PVDBRN	MT1833-NLDK/CPB	MT1833-NLDK/PVDPN	MT1833-NLDK/CHBRZ	
MT1843-NL	Point-of-Use Faucet - Contemporary Round Body	109	MT1843-NLDK/PVDBRN	MT1843-NLDK/CPB	MT1843-NLDK/PVDPN	MT1843-NLDK/CHBRZ	

3a. Brushed Nickel - Find Prices & Order

Brushed Nickel	Price
MT2000-2D/BRN	\$ 627
MT5003L-NLD/BRN	\$ 284
MT300D/BRN	\$ 188
MT200EVD/BRN	\$ 192
MT202D/BRN	\$ 205
MT957RD/BRN	\$ 384
MT964KD/BRN	\$ 384
MT1820-NLD/PVDBRN	\$ 970
MT1830-NLD/PVDBRN	\$ 929
MT1840-NLD/PVDBRN	\$ 929
MT1821-NLD/PVDBRN	\$ 1229
MT1831-NLD/PVDBRN	\$ 1189
MT1841-NLD/PVDBRN	\$ 1189
MT1823-NLD/PVDBRN	\$ 756
MT1833-NLD/PVDBRN	\$ 737
MT1843-NLD/PVDBRN	\$ 737
Products with Knurling	
MT1820-NLDK/PVDBRN	\$ 1047
MT1830-NLDK/PVDBRN	\$ 1007
MT1840-NLDK/PVDBRN	\$ 1007
MT1821-NLDK/PVDBRN	\$ 1341
MT1831-NLDK/PVDBRN	\$ 1302
MT1841-NLDK/PVDBRN	\$ 1302
MT1823-NLDK/PVDBRN	\$ 816
MT1833-NLDK/PVDBRN	\$ 813
MT1843-NLDK/PVDBRN	\$ 813

3b. Polished Chrome - Find Prices & Order

Brushed Nickel	Price
MT2000-2D/CPB	\$ 627
MT5003L-NLD/CPB	\$ 284
MT300D/CPB	\$ 188
MT200EVD/CPB	\$ 192
MT202D/CPB	\$ 205
MT957RD/CPB	\$ 384
MT964KD/CPB	\$ 384
MT1820-NLD/CPB	\$ 970
MT1830-NLD/CPB	\$ 929
MT1840-NLD/CPB	\$ 929
MT1821-NLD/CPB	\$ 1229
MT1831-NLD/CPB	\$ 1189
MT1841-NLD/CPB	\$ 1189
MT1823-NLD/CPB	\$ 756
MT1833-NLD/CPB	\$ 737
MT1843-NLD/CPB	\$ 737
Products with Knurling	
MT1820-NLDK/CPB	\$ 1047
MT1830-NLDK/CPB	\$ 1007
MT1840-NLDK/CPB	\$ 1007
MT1821-NLDK/CPB	\$ 1341
MT1831-NLDK/CPB	\$ 1302
MT1841-NLDK/CPB	\$ 1302
MT1823-NLDK/CPB	\$ 816
MT1833-NLDK/CPB	\$ 813
MT1843-NLDK/CPB	\$ 813

3c. Polished Nickel - Find Prices & Order

Brushed Nickel	Price
MT2000-2D/PN	\$ 627
MT5003L-NLD/PN	\$ 284
MT300D/PN	\$ 188
MT200EVD/PN	\$ 192
MT202D/PN	\$ 205
MT957RD/PN	\$ 384
MT964KD/PN	\$ 384
MT1820-NLD/PVDPN	\$ 970
MT1830-NLD/PVDPN	\$ 929
MT1840-NLD/PVDPN	\$ 929
MT1821-NLD/PVDPN	\$ 1229
MT1831-NLD/PVDPN	\$ 1189
MT1841-NLD/PVDPN	\$ 1189
MT1823-NLD/PVDPN	\$ 756
MT1833-NLD/PVDPN	\$ 737
MT1843-NLD/PVDPN	\$ 737
Products with Knurling	
MT1820-NLDK/PVDPN	\$ 1047
MT1830-NLDK/PVDPN	\$ 1007
MT1840-NLDK/PVDPN	\$ 1007
MT1821-NLDK/PVDPN	\$ 1341
MT1831-NLDK/PVDPN	\$ 1302
MT1841-NLDK/PVDPN	\$ 1302
MT1823-NLDK/PVDPN	\$ 816
MT1833-NLDK/PVDPN	\$ 813
MT1843-NLDK/PVDPN	\$ 813

3d. Champagne Bronze - Find Prices & Order

Brushed Nickel	Price
MT2000-2D/CHBRZ	\$ 627
MT5003L-NLD/CHBRZ	\$ 284
MT300D/CHBRZ	\$ 188
MT200EVD/CHBRZ	\$ 192
MT202D/CHBRZ	\$ 205
MT957RD/CHBRZ	\$ 384
MT964KD/CHBRZ	\$ 384
MT1820-NLD/CHBRZ	\$ 970
MT1830-NLD/CHBRZ	\$ 929
MT1840-NLD/CHBRZ	\$ 929
MT1821-NLD/CHBRZ	\$ 1229
MT1831-NLD/CHBRZ	\$ 1189
MT1841-NLD/CHBRZ	\$ 1189
MT1823-NLD/CHBRZ	\$ 756
MT1833-NLD/CHBRZ	\$ 737
MT1843-NLD/CHBRZ	\$ 737
Products with Knurling	
MT1820-NLDK/CHBRZ	\$ 1047
MT1830-NLDK/CHBRZ	\$ 1007
MT1840-NLDK/CHBRZ	\$ 1007
MT1821-NLDK/CHBRZ	\$ 1341
MT1831-NLDK/CHBRZ	\$ 1302
MT1841-NLDK/CHBRZ	\$ 1302
MT1823-NLDK/CHBRZ	\$ 816
MT1833-NLDK/CHBRZ	\$ 813
MT1843-NLDK/CHBRZ	\$ 813



Perfect Grind By Mountain Plumbing

Whether you are in the market for a waste disposer for easy clean-up and reduced waste or to help out the environment by reducing greenhouse gas emissions, having a high quality, high torque unit is the way to go. The Perfect Grind® is an incredible addition to any kitchen because it is so easy to use and its unparalleled quality will last for years to come. All models are designed to fit in areas where space is limited, making these compact units ideal for all kitchens. But don't let their size fool you, these disposers pack a real punch.

All Disposers Work with the Elkay Perfect Drain

The Perfect Grind® is an exceptional choice for your home:

- Permanent magnet high RPM means high torque and less jams
- No name stamped into the rim of the flange, creating a smooth, clean look
- Stellar antimicrobial technology for odor protection (Stealth Models Only)
- No de-jamming tool is required, it is self sufficient
- Safe for your septic system

Perfect Grind® comes with:

- Removable splash guard
- Thermoset polymer drain housing
- Permanently lubricated, sleeve type bearings
- Cast stainless steel impellers
- Stainless steel grind ring, balanced turntable, & balanced armature shaft
- Power cord factory installed
- ABS hopper & manual reset



**1/2 HP Model
NOW WITH A
5 YEAR
WARRANTY!**

Perfect Grind® ProSelect 1 Waste Disposer - Continuous Feed 3-Bolt Mount 1/3 HP

PROSELECT 1

\$ 290

Features:

- Continuous Feed
- 1/3 HP
- 2800 RPM
- 110V
- 2.25 Amps
- 9.2 lbs
- 12-1/8" Tall X 5-3/4" Wide
- Factory Installed Power Cord Included

3 Year Limited Replacement Warranty

Perfect Grind® ProSelect 5 Waste Disposer - Continuous Feed 3-Bolt Mount 1/2 HP

PROSELECT 5

\$ 320

Features:

- Continuous Feed
- 1/2 HP
- 3200 RPM
- 110V
- 3.25 Amps
- 9.4 lbs
- 12-1/8" Tall X 5-3/4" Wide
- Factory Installed Power Cord Included

5 Year Limited Replacement Warranty



Perfect Grind® Waste Disposer - Continuous Feed 3-Bolt Mount 5/8 HP

STEALTH580 \$ 477

Features:

- Continuous Feed
- 5/8 HP
- 3400 RPM
- 110v
- 3.25 Amps
- 9.7 lbs
- 12-1/8" Tall X 5-5/16" Wide
- Factory Installed Power Cord Included



LIFETIME WARRANTY



Perfect Grind® Waste Disposer - Continuous Feed 3-Bolt Mount 3/4 HP

STEALTH750 \$ 550

Features:

- Continuous Feed
- 3/4 HP
- 3600 RPM
- 110v
- 5.0 Amps
- 11.5 lbs
- 13-3/16" Tall X 5-5/16" Wide
- Factory Installed Power Cord Included



LIFETIME WARRANTY



Perfect Grind® Waste Disposer - Continuous Feed 3-Bolt Mount 1-1/4 HP

STEALTH1250 \$ 651

Features:

- Continuous Feed
- 1-1/4 HP
- 4000 RPM
- 110v
- 7.5 Amps
- 13.2 lbs
- 14-5/8" Tall X 5-5/16" Wide
- Factory Installed Power Cord Included



LIFETIME WARRANTY




Rubber Splashguard

MT568-SPLASHGUARD \$ 10
Replacement for Perfect Grind® 3-Bolt Mount Waste Disposers



Scan the QR Code to Learn More About Our New Stealth Disposers!



Batch Feed Waste Disposer System Kit

MT999BF/***

- Converts a continuous feed disposer to batch feed with no rewiring needed
- For use with Mountain Plumbing Perfect Grind® disposers only
- Dual Functionality: Can be used as a normal strainer basket when disposer is not in use
- Fully plated stainless steel strainer basket and sink flange
- Fits maximum sink thickness of 13/16"
- ETL Approved

Batch Feed Waste Disposer System Kit with 3-Bolt Mount 3/4 HP Disposer

MT777BF/***

- Converts a continuous feed disposer to batch feed with no rewiring needed
- Dual Functionality: Can be used as a normal strainer basket when disposer is not in use
- Fully plated stainless steel strainer basket and sink flange
- Fits maximum sink thickness of 13/16"
- Includes 3-Bolt Mount 3/4 HP STEALTH750 Disposer

Standard Finishes

MT999BF/BRN	Brushed Nickel	\$ 255
MT999BF/BRS	Brushed Stainless	\$ 226
MT999BF/CHBRZ	Champagne Bronze	\$ 292
MT999BF/CPB	Polished Chrome	\$ 238
MT999BF/MB	Matte Black	\$ 281
MT999BF/ORB	Oil Rubbed Bronze	\$ 279
MT999BF/PN	Polished Nickel	\$ 255
MT999BF/ULB	Unlacquered Brass	\$ 238
MT999BF/VB	Venetian Bronze	\$ 279

Group 1 Finishes

All Group 1 Finishes **\$ 281**

Group 2 Finishes

All Group 2 Finishes **\$ 292**

Standard Finishes

MT777BF/BRN	Brushed Nickel	\$ 805
MT777BF/BRS	Brushed Stainless	\$ 776
MT777BF/CHBRZ	Champagne Bronze	\$ 842
MT777BF/CPB	Polished Chrome	\$ 788
MT777BF/MB	Matte Black	\$ 831
MT777BF/ORB	Oil Rubbed Bronze	\$ 829
MT777BF/PN	Polished Nickel	\$ 805
MT777BF/ULB	Unlacquered Brass	\$ 788
MT777BF/VB	Venetian Bronze	\$ 829

Group 1 Finishes

All Group 1 Finishes **\$ 831**

Group 2 Finishes


All Group 2 Finishes **\$ 842**

Notes:



Complete Kitchen Sink Packages

Mountain Plumbing's Complete Kitchen Sink Packages help make the installation of single and double bowl kitchen sinks easier while offering 10% savings compared to purchasing individual components.



Single Bowl Packages
Page 35 - 36



Double Bowl Packages
Page 37 - 38



STEALTHTRAP + STEALTH DISPOSER

Maximize Your Under Sink Space



TOP VIEW

Ensure Maximum Storage Space Inside Your Kitchen Cabinet

SIDE VIEW

Space Saving Design of Stealth Waste Disposer is 40% Smaller



Space Saving Trap for Single Bowl Kitchen Sinks

STEALTHTRAP

\$32

How It Works:

- Turn the Stealth Disposer dishwasher discharge elbow to face the back of the sink.
- Connect the dishwasher elbow to the horizontal tube to run to back of cabinet.
- Connect vertical tube to connect to p-trap and connect to rough-in.
- Ensures maximum storage space.



Single Bowl Kitchen Sink Packages - Standard



Single Bowl Standard Kitchen Sink Package

MTSINK1S



Complete Kitchen Sink Package Includes:

- Stealth 750 (3/4 HP Disposer)
- STEALTHTRAP
- MT200EV (Disposer Strainer)
- MT951 (Air Switch)

Tier A

MTSINK1S/BRS	Brushed Stainless	\$ 748
MTSINK1S/CPB	Polished Chrome	\$ 748

Tier B

MTSINK1S/BRN	Brushed Nickel	\$ 811
MTSINK1S/PN	Polished Nickel	\$ 811

Tier C

MTSINK1S/MB	Matte Black	\$ 912
MTSINK1S/SB	Satin Brass	\$ 912
MTSINK1S/SC	Satin Chrome	\$ 912

Tier D

MTSINK1S/BN	Black Nickel	\$ 1058
MTSINK1S/CHBRZ	Champagne Bronze	\$ 1058
MTSINK1S/GM	Gunmetal	\$ 1058
MTSINK1S/PVDBB	PVD Brushed Bronze	\$ 1058
MTSINK1S/SG	Satin Gold	\$ 1058

Single Bowl Standard Kitchen Sink Package - Extended Flange

MTSINK1SE



Complete Kitchen Sink Package Includes:

- Stealth 750 (3/4 HP Disposer)
- STEALTHTRAP
- MT202 (Disposer Strainer Extended Flange)
- MT951 (Air Switch)

Tier A

MTSINK1SE/BRS	Brushed Stainless	\$ 757
MTSINK1SE/CPB	Polished Chrome	\$ 757

Tier B

MTSINK1SE/BRN	Brushed Nickel	\$ 821
MTSINK1SE/PN	Polished Nickel	\$ 821

Tier C

MTSINK1SE/MB	Matte Black	\$ 923
MTSINK1SE/SB	Satin Brass	\$ 923
MTSINK1SE/SC	Satin Chrome	\$ 923

Tier D

MTSINK1SE/BN	Black Nickel	\$ 1072
MTSINK1SE/CHBRZ	Champagne Bronze	\$ 1072
MTSINK1SE/GM	Gunmetal	\$ 1072
MTSINK1SE/PVDBB	PVD Brushed Bronze	\$ 1072
MTSINK1SE/SG	Satin Gold	\$ 1072



Single Bowl Kitchen Sink Packages - Deluxe



Single Bowl Deluxe Kitchen Sink Package

MTSINK1D



Complete Kitchen Sink Package Includes:

- Stealth 750 (3/4 HP Disposer)
- STEALTHTRAP
- MT200EV (Disposer Strainer)
- MT957R (Air Switch)

Tier A

MTSINK1D/BRS	Brushed Stainless	\$ 840
MTSINK1D/CPB	Polished Chrome	\$ 840

Tier B

MTSINK1D/BRN	Brushed Nickel	\$ 887
MTSINK1D/PN	Polished Nickel	\$ 887

Tier C

MTSINK1D/MB	Matte Black	\$ 999
MTSINK1D/SB	Satin Brass	\$ 999
MTSINK1D/SC	Satin Chrome	\$ 999

Tier D

MTSINK1D/BN	Black Nickel	\$ 1157
MTSINK1D/CHBRZ	Champagne Bronze	\$ 1157
MTSINK1D/GM	Gunmetal	\$ 1157
MTSINK1D/PVDBB	PVD Brushed Bronze	\$ 1157
MTSINK1D/SG	Satin Gold	\$ 1157

Single Bowl Deluxe Kitchen Sink Package - Extended Flange

MTSINK1DE



Complete Kitchen Sink Package Includes:

- Stealth 750 (3/4 HP Disposer)
- STEALTHTRAP
- MT202 (Disposer Strainer Extended Flange)
- MT957R (Air Switch)

Tier A

MTSINK1DE/BRS	Brushed Stainless	\$ 849
MTSINK1DE/CPB	Polished Chrome	\$ 849

Tier B

MTSINK1DE/BRN	Brushed Nickel	\$ 896
MTSINK1DE/PN	Polished Nickel	\$ 896

Tier C

MTSINK1DE/MB	Matte Black	\$ 1011
MTSINK1DE/SB	Satin Brass	\$ 1011
MTSINK1DE/SC	Satin Chrome	\$ 1011

Tier D

MTSINK1DE/BN	Black Nickel	\$ 1172
MTSINK1DE/CHBRZ	Champagne Bronze	\$ 1172
MTSINK1DE/GM	Gunmetal	\$ 1172
MTSINK1DE/PVDBB	PVD Brushed Bronze	\$ 1172
MTSINK1DE/SG	Satin Gold	\$ 1172



Double Bowl Kitchen Sink Packages - Standard



Double Bowl Standard Kitchen Sink Package

MTSINK2S



Complete Kitchen Sink Package Includes:

- Stealth 750 (3/4 HP Disposer)
- MT300 (Strainer)
- MT200EV (Disposer Strainer)
- MT951 (Air Switch)

Tier A

MTSINK2S/BRS	Brushed Stainless	\$ 841
MTSINK2S/CPB	Polished Chrome	\$ 841

Tier B

MTSINK2S/BRN	Brushed Nickel	\$ 929
MTSINK2S/PN	Polished Nickel	\$ 929

Tier C

MTSINK2S/MB	Matte Black	\$ 1074
MTSINK2S/SB	Satin Brass	\$ 1074
MTSINK2S/SC	Satin Chrome	\$ 1074

Tier D

MTSINK2S/BN	Black Nickel	\$ 1283
MTSINK2S/CHBRZ	Champagne Bronze	\$ 1283
MTSINK2S/GM	Gunmetal	\$ 1283
MTSINK2S/PVDBB	PVD Brushed Bronze	\$ 1283
MTSINK2S/SG	Satin Gold	\$ 1283

Double Bowl Standard Kitchen Sink Package - Extended Flange

MTSINK2SE



Complete Kitchen Sink Package Includes:

- Stealth 750 (3/4 HP Disposer)
- MT300 (Strainer)
- MT202 (Disposer Strainer Extended Flange)
- MT951 (Air Switch)

Tier A

MTSINK2SE/BRS	Brushed Stainless	\$ 850
MTSINK2SE/CPB	Polished Chrome	\$ 850

Tier B

MTSINK2SE/BRN	Brushed Nickel	\$ 939
MTSINK2SE/PN	Polished Nickel	\$ 939

Tier C

MTSINK2SE/MB	Matte Black	\$ 1085
MTSINK2SE/SB	Satin Brass	\$ 1085
MTSINK2SE/SC	Satin Chrome	\$ 1085

Tier D

MTSINK2SE/BN	Black Nickel	\$ 1298
MTSINK2SE/CHBRZ	Champagne Bronze	\$ 1298
MTSINK2SE/GM	Gunmetal	\$ 1298
MTSINK2SE/PVDBB	PVD Brushed Bronze	\$ 1298
MTSINK2SE/SG	Satin Gold	\$ 1298



Double Bowl Kitchen Sink Packages - Deluxe



Double Bowl Deluxe Kitchen Sink Package

MTSINK2D



Complete Kitchen Sink Package Includes:

- Stealth 750 (3/4 HP Disposer)
- MT300 (Strainer)
- MT200EV (Disposer Strainer)
- MT957R (Air Switch)

Tier A

MTSINK2D/BRS	Brushed Stainless	\$ 932
MTSINK2D/CPB	Polished Chrome	\$ 932

Tier B

MTSINK2D/BRN	Brushed Nickel	\$ 1004
MTSINK2D/PN	Polished Nickel	\$ 1004

Tier C

MTSINK2D/MB	Matte Black	\$ 1162
MTSINK2D/SB	Satin Brass	\$ 1162
MTSINK2D/SC	Satin Chrome	\$ 1162

Tier D

MTSINK2D/BN	Black Nickel	\$ 1383
MTSINK2D/CHBRZ	Champagne Bronze	\$ 1383
MTSINK2D/GM	Gunmetal	\$ 1383
MTSINK2D/PVDBB	PVD Brushed Bronze	\$ 1383
MTSINK2D/SG	Satin Gold	\$ 1383

Double Bowl Deluxe Kitchen Sink Package - Extended Flange

MTSINK2DE



Complete Kitchen Sink Package Includes:

- Stealth 750 (3/4 HP Disposer)
- MT300 (Strainer)
- MT202 (Disposer Strainer Extended Flange)
- MT957R (Air Switch)

Tier A

MTSINK2DE/BRS	Brushed Stainless	\$ 941
MTSINK2DE/CPB	Polished Chrome	\$ 941

Tier B

MTSINK2DE/BRN	Brushed Nickel	\$ 1014
MTSINK2DE/PN	Polished Nickel	\$ 1014

Tier C

MTSINK2DE/MB	Matte Black	\$ 1173
MTSINK2DE/SB	Satin Brass	\$ 1173
MTSINK2DE/SC	Satin Chrome	\$ 1173

Tier D

MTSINK2DE/BN	Black Nickel	\$ 1398
MTSINK2DE/CHBRZ	Champagne Bronze	\$ 1398
MTSINK2DE/GM	Gunmetal	\$ 1398
MTSINK2DE/PVDBB	PVD Brushed Bronze	\$ 1398
MTSINK2DE/SG	Satin Gold	\$ 1398



Round "Classic" Waste Disposer Air Switch with Direct Plug-In

MT951

Mountain Plumbing's "Classic" air switch provides safe, convenient disposer activation. No wet hands fear when turning on disposer. Perfect for island or other damp environment installations!

For use with ALL continuous feed waste disposers with attached power cords. When disposer is operating, the other plug will not have power.

- Round Style Push Button with 1-3/8" Mounting Hole
- Fits 1-1/2" Thick Deck
- No Tools Required for Installation
- Air Actuated
- ETL Approved

Standard Finishes

MT951/BRN	Brushed Nickel	\$ 212
MT951/BRS	Brushed Stainless	\$ 198
MT951/CHBRZ	Champagne Bronze	\$ 365
MT951/CPB	Polished Chrome	\$ 178
MT951/MB	Matte Black	\$ 279
MT951/ORB	Oil Rubbed Bronze	\$ 225
MT951/PN	Polished Nickel	\$ 212
MT951/VB	Venetian Bronze	\$ 225

Group 1 Finishes

All Group 1 Finishes \$ 279

Group 2 Finishes

All Group 2 Finishes \$ 365

Other Finishes

MT951/BL	Black	\$ 161
MT951/BT	Biscuit	\$ 161
MT951/WH	White	\$ 161

Round "Classic" Waste Disposer Air Switch with Freedom Mount

MT953

Mountain Plumbing's "Classic" air switch provides safe, convenient disposer activation. No wet hands fear when turning on disposer. Perfect for island or other damp environment installations!

For use with ALL continuous feed waste disposers. Mounts on cabinet wall and plugs directly into receptacle.

- Round Style Push Button with 1-3/8" Mounting Hole
- Freedom to mount anywhere with attached cord
- Fits 1-1/2" Thick Deck
- No Tools Required for Installation
- Air Actuated
- ETL Approved

Standard Finishes

MT953/BRN	Brushed Nickel	\$ 212
MT953/BRS	Brushed Stainless	\$ 198
MT953/CHBRZ	Champagne Bronze	\$ 365
MT953/CPB	Polished Chrome	\$ 178
MT953/MB	Matte Black	\$ 279
MT953/ORB	Oil Rubbed Bronze	\$ 225
MT953/PN	Polished Nickel	\$ 212
MT953/VB	Venetian Bronze	\$ 225

Group 1 Finishes

All Group 1 Finishes \$ 279

Group 2 Finishes

All Group 2 Finishes \$ 365

Other Finishes

MT953/BL	Black	\$ 161
MT953/BT	Biscuit	\$ 161
MT953/WH	White	\$ 161



Round "Deluxe" Flush Waste Disposer Air Switch with Freedom Mount

MT957

Mountain Plumbing's "Deluxe" Flush air switch provides safe, convenient disposer activation. No wet hands fear when turning on the disposer. Perfect for island or other damp environment installations!

For use with ALL continuous feed waste disposers. Box mounts on cabinet wall and plugs directly into outlet. When disposer is operating, the other plug will not have power.

- Round Flush style button with 1-3/8" mounting hole
- Freedom to mount box anywhere
- Fits up to 2" thick deck
- Solid brass construction
- No tools required for installation
- Air actuated

Standard Finishes

MT957/BRN	Brushed Nickel	\$ 286
MT957/BRS	Brushed Stainless	\$ 280
MT957/CHBRZ	Champagne Bronze	\$ 476
MT957/CPB	Polished Chrome	\$ 269
MT957/MB	Matte Black	\$ 377
MT957/ORB	Oil Rubbed Bronze	\$ 296
MT957/PN	Polished Nickel	\$ 286
MT957/ULB	Unlacquered Brass	\$ 269
MT957/VB	Venetian Bronze	\$ 296

Group 1 Finishes

All Group 1 Finishes **\$ 377**

Group 2 Finishes

All Group 2 Finishes **\$ 476**

Round "Deluxe" Raised Waste Disposer Air Switch with Freedom Mount

MT957R

Mountain Plumbing's "Deluxe" Raised air switch provides safe, convenient disposer activation. No wet hands fear when turning on the disposer. Perfect for island or other damp environment installations!

For use with ALL continuous feed waste disposers. Box mounts on cabinet wall and plugs directly into outlet. When disposer is operating, the other plug will not have power.

- Round Raised style button with 1-3/8" mounting hole
- Freedom to mount box anywhere
- Fits up to 2" thick deck
- Solid brass construction
- No tools required for installation
- Air actuated

Standard Finishes

MT957R/BRN	Brushed Nickel	\$ 286
MT957R/BRS	Brushed Stainless	\$ 280
MT957R/CHBRZ	Champagne Bronze	\$ 476
MT957R/CPB	Polished Chrome	\$ 269
MT957R/MB	Matte Black	\$ 377
MT957R/ORB	Oil Rubbed Bronze	\$ 296
MT957R/PN	Polished Nickel	\$ 286
MT957R/ULB	Unlacquered Brass	\$ 269
MT957R/VB	Venetian Bronze	\$ 296

Group 1 Finishes

All Group 1 Finishes **\$ 377**

Group 2 Finishes

All Group 2 Finishes **\$ 476**

Duet Finishes

MT957RD/BRN	Brushed Nickel	\$ 384
MT957RD/CHBRZ	Champagne Bronze	\$ 384
MT957RD/CPB	Polished Chrome	\$ 384
MT957RD/PN	Polished Nickel	\$ 384

(Matte Black is the Base Color for All Duet Products)



Square "Deluxe" Flush Waste Disposer Air Switch with Freedom Mount

MT962

Mountain Plumbing's "Deluxe" Flush air switch provides safe, convenient disposer activation. No wet hands fear when turning on disposer. Perfect for island or other damp environment installations!

For use with ALL continuous feed waste disposers with attached power cords. When disposer is operating, the other plug will not have power. Box mounts on cabinet wall and plugs directly into outlet.

- Square Flush style push button with 1-3/8" mounting hole
- Freedom to mount box anywhere
- Fits up to 2" thick deck
- Solid brass construction
- No rools required for installation
- Air actuated

Standard Finishes

MT962/BRN	Brushed Nickel	\$ 286
MT962/BRS	Brushed Stainless	\$ 280
MT962/CHBRZ	Champagne Bronze	\$ 476
MT962/CPB	Polished Chrome	\$ 269
MT962/MB	Matte Black	\$ 377
MT962/ORB	Oil Rubbed Bronze	\$ 296
MT962/PN	Polished Nickel	\$ 286
MT962/ULB	Unlacquered Brass	\$ 269
MT962/VB	Venetian Bronze	\$ 296

Group 1 Finishes

All Group 1 Finishes **\$ 377**

Group 2 Finishes

All Group 2 Finishes **\$ 476**



Square "Deluxe" Raised Waste Disposer Air Switch with Freedom Mount

MT962R

Mountain Plumbing's "Deluxe" Raised air switch provides safe, convenient disposer activation. No wet hands fear when turning on disposer. Perfect for island or other damp environment installations!

For use with ALL continuous feed waste disposers with attached power cords. When disposer is operating, the other plug will not have power. Box mounts on cabinet wall and plugs directly into outlet.

- Square Raised style push button with 1-3/8" mounting hole
- Freedom to mount box anywhere
- Fits up to 2" thick deck
- Solid brass construction
- No tools required for installation
- Air actuated

Standard Finishes

MT962R/BRN	Brushed Nickel	\$ 286
MT962R/BRS	Brushed Stainless	\$ 280
MT962R/CHBRZ	Champagne Bronze	\$ 476
MT962R/CPB	Polished Chrome	\$ 269
MT962R/MB	Matte Black	\$ 377
MT962R/ORB	Oil Rubbed Bronze	\$ 296
MT962R/PN	Polished Nickel	\$ 286
MT962R/ULB	Unlacquered Brass	\$ 269
MT962R/VB	Venetian Bronze	\$ 296

Group 1 Finishes

All Group 1 Finishes **\$ 377**

Group 2 Finishes

All Group 2 Finishes **\$ 476**



Round "Deluxe" Knurled Raised Waste Disposer Air Switch with Freedom Mount

MT964K

Mountain Plumbing's "Deluxe" Knurled Raised air switch provides safe, convenient disposer activation. No wet hands fear when turning on the disposer. Perfect for island or other damp environment installations!

For use with ALL continuous feed waste disposers. Box mounts on cabinet wall and plugs directly into outlet. When disposer is operating, the other plug will not have power.

- Round Raised style button with 1-3/8" mounting hole
- Freedom to mount box anywhere
- Fits up to 2" thick deck
- Solid brass construction
- No tools required for installation
- Air actuated

Standard Finishes

MT964K/BRN	Brushed Nickel	\$ 286
MT964K/BRS	Brushed Stainless	\$ 280
MT964K/CHBRZ	Champagne Bronze	\$ 476
MT964K/CPB	Polished Chrome	\$ 269
MT964K/MB	Matte Black	\$ 377
MT964K/ORB	Oil Rubbed Bronze	\$ 296
MT964K/PN	Polished Nickel	\$ 286
MT964K/ULB	Unlacquered Brass	\$ 269
MT964K/VB	Venetian Bronze	\$ 296

Group 1 Finishes

All Group 1 Finishes **\$ 377**

Group 2 Finishes

All Group 2 Finishes **\$ 476**

Duet Finishes

(Matte Black is the Base Color for All Duet Products)

MT964KD/BRN	Brushed Nickel	\$ 384
MT964KD/CHBRZ	Champagne Bronze	\$ 384
MT964KD/CPB	Polished Chrome	\$ 384
MT964KD/PN	Polished Nickel	\$ 384

Round "Deluxe" Traditional Raised Waste Disposer Air Switch with Freedom Mount

MT964T

Mountain Plumbing's "Deluxe" Traditional Raised air switch provides safe, convenient disposer activation. No wet hands fear when turning on the disposer. Perfect for island or other damp environment installations!

For use with ALL continuous feed waste disposers. Box mounts on cabinet wall and plugs directly into outlet. When disposer is operating, the other plug will not have power.

- Round Raised style button with 1-3/8" mounting hole
- Freedom to mount box anywhere
- Fits up to 2" thick deck
- Solid brass construction
- No tools required for installation
- Air actuated

Standard Finishes

MT964T/BRN	Brushed Nickel	\$ 286
MT964T/BRS	Brushed Stainless	\$ 280
MT964T/CHBRZ	Champagne Bronze	\$ 476
MT964T/CPB	Polished Chrome	\$ 269
MT964T/MB	Matte Black	\$ 377
MT964T/ORB	Oil Rubbed Bronze	\$ 296
MT964T/PN	Polished Nickel	\$ 286
MT964T/ULB	Unlacquered Brass	\$ 269
MT964T/VB	Venetian Bronze	\$ 296

Group 1 Finishes

All Group 1 Finishes **\$ 377**

Group 2 Finishes

All Group 2 Finishes **\$ 476**



Disposer Air Switch Assembly – Direct Plug-In Box (No Button)

MT951/BOX

Mountain Plumbing's Direct Plug-In air switch box and air hose. This kit includes just the switch box and air hose for use with a Mountain Plumbing Classic or Deluxe air switch. This product is ETL Approved.

\$ 116



Disposer Air Switch Assembly – Freedom Mount Box (No Button)

MT953/BOX

Mountain Plumbing's Freedom Mount air switch box and air hose. This kit includes just the switch box and air hose for use with a Mountain Plumbing Classic or Deluxe air switch. This product is ETL Approved.

\$ 116



Replacement Round "Classic" Waste Disposer Air Switch

MT955

Mountain Plumbing's "Classic" air switch provides safe, convenient disposer activation. No wet hands fear when turning on disposer. Perfect for island or other damp environment installations!

For use with ALL continuous feed waste disposers. Round style button with 1-3/8" mounting hole.

- Fits 1-1/2" Thick Deck
- No Tools Required for Installation
- Air Actuated

Replacement air switch for MT951, MT953, Insinkerator, and Franke push buttons.

Standard Finishes

MT955/BRN	Brushed Nickel	\$ 96
MT955/BRS	Brushed Stainless	\$ 82
MT955/CHBRZ	Champagne Bronze	\$ 249
MT955/CPB	Polished Chrome	\$ 63
MT955/MB	Matte Black	\$ 164
MT955/ORB	Oil Rubbed Bronze	\$ 109
MT955/PN	Polished Nickel	\$ 96
MT955/VB	Venetian Bronze	\$ 109

Group 1 Finishes

All Group 1 Finishes **\$ 164**

Group 2 Finishes

All Group 2 Finishes **\$ 249**

Other Finishes

MT955/BL	Black	\$ 48
MT955/BT	Biscuit	\$ 48
MT955/WH	White	\$ 48



Round Replacement "Deluxe" Flush Waste Disposer Air Switch Button

MT958

Mountain Plumbing's "Deluxe" Flush air switch provides safe, convenient disposer activation. No wet hands fear when turning on the disposer. Perfect for island or other damp environment installations!

Replacement air switch for Mountain Plumbing, Insinkerator, Franke, Cal Faucets, West Brass, Brasstech and Jaclo push buttons.

For use with ALL continuous feed waste disposers. Round style button with 1-3/8" mounting hole.

- Fits up to 2" thick deck
- Solid brass construction
- No tools required for installation
- Air actuated

Standard Finishes

MT958/BRN	Brushed Nickel	\$ 172
MT958/BRS	Brushed Stainless	\$ 164
MT958/CHBRZ	Champagne Bronze	\$ 361
MT958/CPB	Polished Chrome	\$ 154
MT958/MB	Matte Black	\$ 262
MT958/ORB	Oil Rubbed Bronze	\$ 180
MT958/PN	Polished Nickel	\$ 172
MT958/ULB	Unlacquered Brass	\$ 154
MT958/VB	Venetian Bronze	\$ 180

Group 1 Finishes

All Group 1 Finishes **\$ 262**

Group 2 Finishes

All Group 2 Finishes **\$ 361**

Round Replacement "Deluxe" Raised Waste Disposer Air Switch Button

MT958R

Mountain Plumbing's "Deluxe" Raised air switch provides safe, convenient disposer activation. No wet hands fear when turning on the disposer. Perfect for island or other damp environment installations!

Replacement air switch for Mountain Plumbing, Insinkerator, Franke, Cal Faucets, West Brass, Brasstech and Jaclo push buttons.

For use with ALL continuous feed waste disposers. Round style button with 1-3/8" mounting hole.

- Fits up to 2" thick deck
- Solid brass construction
- No tools required for installation
- Air actuated

Standard Finishes

MT958R/BRN	Brushed Nickel	\$ 172
MT958R/BRS	Brushed Stainless	\$ 164
MT958R/CHBRZ	Champagne Bronze	\$ 361
MT958R/CPB	Polished Chrome	\$ 154
MT958R/MB	Matte Black	\$ 262
MT958R/ORB	Oil Rubbed Bronze	\$ 180
MT958R/PN	Polished Nickel	\$ 172
MT958R/ULB	Unlacquered Brass	\$ 154
MT958R/VB	Venetian Bronze	\$ 180

Group 1 Finishes

All Group 1 Finishes **\$ 262**

Group 2 Finishes

All Group 2 Finishes **\$ 361**

Duet Finishes

MT958RD/BRN	Brushed Nickel	\$ 241
MT958RD/CHBRZ	Champagne Bronze	\$ 241
MT958RD/CPB	Polished Chrome	\$ 241
MT958RD/PN	Polished Nickel	\$ 241

(Matte Black is the Base Color for All Duet Products)



Square Replacement "Deluxe" Flush Waste Disposer Air Switch Button

MT963

Mountain Plumbing's "Deluxe" Flush air switch provides safe, convenient disposer activation. No wet hands fear when turning on the disposer. Perfect for island or other damp environment installations!

Replacement air switch for Mountain Plumbing, Insinkerator, Franke, Cal Faucets, West Brass, Brasstech and Jaclo push buttons.

For use with ALL continuous feed waste disposers. Square style button with 1-3/8" mounting hole.

- Fits up to 2" thick deck
- Solid brass construction
- No tools required for installation
- Air actuated

Standard Finishes

MT963/BRN	Brushed Nickel	\$ 172
MT963/BRS	Brushed Stainless	\$ 164
MT963/CHBRZ	Champagne Bronze	\$ 361
MT963/CPB	Polished Chrome	\$ 154
MT963/MB	Matte Black	\$ 262
MT963/ORB	Oil Rubbed Bronze	\$ 180
MT963/PN	Polished Nickel	\$ 172
MT963/ULB	Unlacquered Brass	\$ 154
MT963/VB	Venetian Bronze	\$ 180

Group 1 Finishes

All Group 1 Finishes **\$ 262**

Group 2 Finishes

All Group 2 Finishes **\$ 361**



Square Replacement "Deluxe" Raised Waste Disposer Air Switch Button

MT963R

Mountain Plumbing's "Deluxe" Raised air switch provides safe, convenient disposer activation. No wet hands fear when turning on the disposer. Perfect for island or other damp environment installations!

Replacement air switch for Mountain Plumbing, Insinkerator, Franke, Cal Faucets, West Brass, Brasstech and Jaclo push buttons.

For use with ALL continuous feed waste disposers. Square style button with 1-3/8" mounting hole.

- Fits up to 2" thick deck
- Solid brass construction
- No tools required for installation
- Air actuated

Standard Finishes

MT963R/BRN	Brushed Nickel	\$ 172
MT963R/BRS	Brushed Stainless	\$ 164
MT963R/CHBRZ	Champagne Bronze	\$ 361
MT963R/CPB	Polished Chrome	\$ 154
MT963R/MB	Matte Black	\$ 262
MT963R/ORB	Oil Rubbed Bronze	\$ 180
MT963R/PN	Polished Nickel	\$ 172
MT963R/ULB	Unlacquered Brass	\$ 154
MT963R/VB	Venetian Bronze	\$ 180

Group 1 Finishes

All Group 1 Finishes **\$ 262**

Group 2 Finishes

All Group 2 Finishes **\$ 361**



Round Replacement "Deluxe" Knurled Raised Waste Disposer Air Switch Button

MT959K

Mountain Plumbing's "Deluxe" Knurled Raised air switch provides safe, convenient disposer activation. No wet hands fear when turning on the disposer. Perfect for island or other damp environment installations!

Replacement air switch for Mountain Plumbing, Insinkerator, Franke, Cal Faucets, West Brass, Brasstech and Jaclo push buttons.

For use with ALL continuous feed waste disposers. Round style button with 1-3/8" mounting hole.

- Fits up to 2" thick deck
- Solid brass construction
- No tools required for installation
- Air actuated

Standard Finishes

MT959K/BRN	Brushed Nickel	\$ 179
MT959K/BRS	Brushed Stainless	\$ 174
MT959K/CHBRZ	Champagne Bronze	\$ 378
MT959K/CPB	Polished Chrome	\$ 163
MT959K/MB	Matte Black	\$ 275
MT959K/ORB	Oil Rubbed Bronze	\$ 191
MT959K/PN	Polished Nickel	\$ 179
MT959K/ULB	Unlacquered Brass	\$ 163
MT959K/VB	Venetian Bronze	\$ 191

Group 1 Finishes

All Group 1 Finishes **\$ 275**

Group 2 Finishes

All Group 2 Finishes **\$ 378**

Duet Finishes

(Matte Black is the Base Color for All Duet Products)

MT959KD/BRN	Brushed Nickel	\$ 281
MT959KD/CHBRZ	Champagne Bronze	\$ 281
MT959KD/CPB	Polished Chrome	\$ 281
MT959KD/PN	Polished Nickel	\$ 281



Round Replacement "Deluxe" Traditional Raised Waste Disposer Air Switch Button

MT959T

Mountain Plumbing's "Deluxe" Traditional Raised air switch provides safe, convenient disposer activation. No wet hands fear when turning on the disposer. Perfect for island or other damp environment installations!

Replacement air switch for Mountain Plumbing, Insinkerator, Franke, Cal Faucets, West Brass, Brasstech and Jaclo push buttons.

For use with ALL continuous feed waste disposers. Round style button with 1-3/8" mounting hole.

- Fits up to 2" thick deck
- Solid brass construction
- No tools required for installation
- Air actuated

Standard Finishes

MT959T/BRN	Brushed Nickel	\$ 179
MT959T/BRS	Brushed Stainless	\$ 174
MT959T/CHBRZ	Champagne Bronze	\$ 378
MT959T/CPB	Polished Chrome	\$ 163
MT959T/MB	Matte Black	\$ 275
MT959T/ORB	Oil Rubbed Bronze	\$ 191
MT959T/PN	Polished Nickel	\$ 179
MT959T/ULB	Unlacquered Brass	\$ 163
MT959T/VB	Venetian Bronze	\$ 191

Group 1 Finishes

All Group 1 Finishes **\$ 275**

Group 2 Finishes

All Group 2 Finishes **\$ 378**

Section Contents

Duet Finishes - Sink Strainers **49 - 50**

Sink Strainers **51 - 54**

Waste Disposer Trims **55 - 59**

Waste Disposer Trim Parts **60**

Plastic Waste Disposer Trims **61**

Plastic Sink Strainers **61**

Air Gaps **62 - 63**

Sink Hole Cover **63**



Soap/Lotion Dispensers **64 - 65**

Fixture Planning Diagrams

Use the kitchen sink and bar/prep sink fixture planning diagram to simplify your product selection and complete your design.

Kitchen Sink Fixture Planning Diagram **24**

Bar/Prep Sink Fixture Planning Diagram **25**





Sink Strainer Duet Finishes

Mountain Plumbing's Duet Finish Collection highlights elements of your kitchen and bath design to give a truly balanced and unique look.

Available on the MT300 Strainer, MT200EV Stopper & Strainer, and MT202 Stopper & Strainer
Pages 51 & 55

Ordering Duet Products

All Duet products come with Matte Black as the base finish. To order please use the following three step instructions:

1. Find the Product You Want in a Duet Finish				2. Select Accent Finish & Use Model # Below to Order			
Standard Model #	Product Name	Page	Brushed Nickel	Polished Chrome	Polished Nickel	Champagne Bronze	
MT2000-2	Decorative Bottle Trap with Clean-Out Plug	236	MT2000-2D/BRN	MT2000-2D/CPB	MT2000-2D/PN	MT2000-2D/CHBRZ	
MT5003L-NL	Lever Handle Angle Valve	156	MT5003L-NLD/BRN	MT5003L-NLD/CPB	MT5003L-NLD/PN	MT5003L-NLD/CHBRZ	
MT300	Classic 3-1/2" Deluxe Stemball Kitchen Strainer	51	MT300D/BRN	MT300D/CPB	MT300D/PN	MT300D/CHBRZ	
MT200EV	Complete Stopper & Strainer Unit Waste Disposer Trim	55	MT200EVD/BRN	MT200EVD/CPB	MT200EVD/PN	MT200EVD/CHBRZ	
MT202	Extended Flange Stopper & Strainer Unit Waste Disposer Trim	55	MT202D/BRN	MT202D/CPB	MT202D/PN	MT202D/CHBRZ	
MT957R	Round Deluxe Raised Air Switch with Freedom Mount	40	MT957RD/BRN	MT957RD/CPB	MT957RD/PN	MT957RD/CHBRZ	
MT964K	Round Deluxe Knurled Raised Air Switch with Freedom Mount	42	MT964KD/BRN	MT964KD/CPB	MT964KD/PN	MT964KD/CHBRZ	
MT1820-NL	Hot Water Faucet - Contemporary Round Body (120° Spout)	77	MT1820-NLD/PVDBRN	MT1820-NLD/CPB	MT1820-NLD/PVDPN	MT1820-NLD/CHBRZ	
MT1830-NL	Hot Water Faucet - Contemporary Round Body (90° Spout)	79	MT1830-NLD/PVDBRN	MT1830-NLD/CPB	MT1830-NLD/PVDPN	MT1830-NLD/CHBRZ	
MT1840-NL	Hot Water Faucet - Contemporary Round Body	81	MT1840-NLD/PVDBRN	MT1840-NLD/CPB	MT1840-NLD/PVDPN	MT1840-NLD/CHBRZ	
MT1821-NL	Hot & Cold Faucet - Contemporary Round Body (120° Spout)	91	MT1821-NLD/PVDBRN	MT1821-NLD/CPB	MT1821-NLD/PVDPN	MT1821-NLD/CHBRZ	
MT1831-NL	Hot & Cold Faucet - Contemporary Round Body (90° Spout)	93	MT1831-NLD/PVDBRN	MT1831-NLD/CPB	MT1831-NLD/PVDPN	MT1831-NLD/CHBRZ	
MT1841-NL	Hot & Cold Faucet - Contemporary Round Body	95	MT1841-NLD/PVDBRN	MT1841-NLD/CPB	MT1841-NLD/PVDPN	MT1841-NLD/CHBRZ	
MT1823-NL	Point-of-Use Faucet - Contemporary Round Body (120° Spout)	105	MT1823-NLD/PVDBRN	MT1823-NLD/CPB	MT1823-NLD/PVDPN	MT1823-NLD/CHBRZ	
MT1833-NL	Point-of-Use Faucet - Contemporary Round Body (90° Spout)	107	MT1833-NLD/PVDBRN	MT1833-NLD/CPB	MT1833-NLD/PVDPN	MT1833-NLD/CHBRZ	
MT1843-NL	Point-of-Use Faucet - Contemporary Round Body	109	MT1843-NLD/PVDBRN	MT1843-NLD/CPB	MT1843-NLD/PVDPN	MT1843-NLD/CHBRZ	
Products with Knurling							
MT1820-NL	Hot Water Faucet - Contemporary Round Body (120° Spout)	77	MT1820-NLDK/PVDBRN	MT1820-NLDK/CPB	MT1820-NLDK/PVDPN	MT1820-NLDK/CHBRZ	
MT1830-NL	Hot Water Faucet - Contemporary Round Body (90° Spout)	79	MT1830-NLDK/PVDBRN	MT1830-NLDK/CPB	MT1830-NLDK/PVDPN	MT1830-NLDK/CHBRZ	
MT1840-NL	Hot Water Faucet - Contemporary Round Body	81	MT1840-NLDK/PVDBRN	MT1840-NLDK/CPB	MT1840-NLDK/PVDPN	MT1840-NLDK/CHBRZ	
MT1821-NL	Hot & Cold Faucet - Contemporary Round Body (120° Spout)	91	MT1821-NLDK/PVDBRN	MT1821-NLDK/CPB	MT1821-NLDK/PVDPN	MT1821-NLDK/CHBRZ	
MT1831-NL	Hot & Cold Faucet - Contemporary Round Body (90° Spout)	93	MT1831-NLDK/PVDBRN	MT1831-NLDK/CPB	MT1831-NLDK/PVDPN	MT1831-NLDK/CHBRZ	
MT1841-NL	Hot & Cold Faucet - Contemporary Round Body	95	MT1841-NLDK/PVDBRN	MT1841-NLDK/CPB	MT1841-NLDK/PVDPN	MT1841-NLDK/CHBRZ	
MT1823-NL	Point-of-Use Faucet - Contemporary Round Body (120° Spout)	105	MT1823-NLDK/PVDBRN	MT1823-NLDK/CPB	MT1823-NLDK/PVDPN	MT1823-NLDK/CHBRZ	
MT1833-NL	Point-of-Use Faucet - Contemporary Round Body (90° Spout)	107	MT1833-NLDK/PVDBRN	MT1833-NLDK/CPB	MT1833-NLDK/PVDPN	MT1833-NLDK/CHBRZ	
MT1843-NL	Point-of-Use Faucet - Contemporary Round Body	109	MT1843-NLDK/PVDBRN	MT1843-NLDK/CPB	MT1843-NLDK/PVDPN	MT1843-NLDK/CHBRZ	

3a. Brushed Nickel - Find Prices & Order

Brushed Nickel	Price
MT2000-2D/BRN	\$ 627
MT5003L-NLD/BRN	\$ 284
MT300D/BRN	\$ 188
MT200EVD/BRN	\$ 192
MT202D/BRN	\$ 205
MT957RD/BRN	\$ 384
MT964KD/BRN	\$ 384
MT1820-NLD/PVDBRN	\$ 970
MT1830-NLD/PVDBRN	\$ 929
MT1840-NLD/PVDBRN	\$ 929
MT1821-NLD/PVDBRN	\$ 1229
MT1831-NLD/PVDBRN	\$ 1189
MT1841-NLD/PVDBRN	\$ 1189
MT1823-NLD/PVDBRN	\$ 756
MT1833-NLD/PVDBRN	\$ 737
MT1843-NLD/PVDBRN	\$ 737
Products with Knurling	
MT1820-NLDK/PVDBRN	\$ 1047
MT1830-NLDK/PVDBRN	\$ 1007
MT1840-NLDK/PVDBRN	\$ 1007
MT1821-NLDK/PVDBRN	\$ 1341
MT1831-NLDK/PVDBRN	\$ 1302
MT1841-NLDK/PVDBRN	\$ 1302
MT1823-NLDK/PVDBRN	\$ 816
MT1833-NLDK/PVDBRN	\$ 813
MT1843-NLDK/PVDBRN	\$ 813

3b. Polished Chrome - Find Prices & Order

Brushed Nickel	Price
MT2000-2D/CPB	\$ 627
MT5003L-NLD/CPB	\$ 284
MT300D/CPB	\$ 188
MT200EVD/CPB	\$ 192
MT202D/CPB	\$ 205
MT957RD/CPB	\$ 384
MT964KD/CPB	\$ 384
MT1820-NLD/CPB	\$ 970
MT1830-NLD/CPB	\$ 929
MT1840-NLD/CPB	\$ 929
MT1821-NLD/CPB	\$ 1229
MT1831-NLD/CPB	\$ 1189
MT1841-NLD/CPB	\$ 1189
MT1823-NLD/CPB	\$ 756
MT1833-NLD/CPB	\$ 737
MT1843-NLD/CPB	\$ 737
Products with Knurling	
MT1820-NLDK/CPB	\$ 1047
MT1830-NLDK/CPB	\$ 1007
MT1840-NLDK/CPB	\$ 1007
MT1821-NLDK/CPB	\$ 1341
MT1831-NLDK/CPB	\$ 1302
MT1841-NLDK/CPB	\$ 1302
MT1823-NLDK/CPB	\$ 816
MT1833-NLDK/CPB	\$ 813
MT1843-NLDK/CPB	\$ 813

3c. Polished Nickel - Find Prices & Order

Brushed Nickel	Price
MT2000-2D/PN	\$ 627
MT5003L-NLD/PN	\$ 284
MT300D/PN	\$ 188
MT200EVD/PN	\$ 192
MT202D/PN	\$ 205
MT957RD/PN	\$ 384
MT964KD/PN	\$ 384
MT1820-NLD/PVDPN	\$ 970
MT1830-NLD/PVDPN	\$ 929
MT1840-NLD/PVDPN	\$ 929
MT1821-NLD/PVDPN	\$ 1229
MT1831-NLD/PVDPN	\$ 1189
MT1841-NLD/PVDPN	\$ 1189
MT1823-NLD/PVDPN	\$ 756
MT1833-NLD/PVDPN	\$ 737
MT1843-NLD/PVDPN	\$ 737
Products with Knurling	
MT1820-NLDK/PVDPN	\$ 1047
MT1830-NLDK/PVDPN	\$ 1007
MT1840-NLDK/PVDPN	\$ 1007
MT1821-NLDK/PVDPN	\$ 1341
MT1831-NLDK/PVDPN	\$ 1302
MT1841-NLDK/PVDPN	\$ 1302
MT1823-NLDK/PVDPN	\$ 816
MT1833-NLDK/PVDPN	\$ 813
MT1843-NLDK/PVDPN	\$ 813

3d. Champagne Bronze - Find Prices & Order

Brushed Nickel	Price
MT2000-2D/CHBRZ	\$ 627
MT5003L-NLD/CHBRZ	\$ 284
MT300D/CHBRZ	\$ 188
MT200EVD/CHBRZ	\$ 192
MT202D/CHBRZ	\$ 205
MT957RD/CHBRZ	\$ 384
MT964KD/CHBRZ	\$ 384
MT1820-NLD/CHBRZ	\$ 970
MT1830-NLD/CHBRZ	\$ 929
MT1840-NLD/CHBRZ	\$ 929
MT1821-NLD/CHBRZ	\$ 1229
MT1831-NLD/CHBRZ	\$ 1189
MT1841-NLD/CHBRZ	\$ 1189
MT1823-NLD/CHBRZ	\$ 756
MT1833-NLD/CHBRZ	\$ 737
MT1843-NLD/CHBRZ	\$ 737
Products with Knurling	
MT1820-NLDK/CHBRZ	\$ 1047
MT1830-NLDK/CHBRZ	\$ 1007
MT1840-NLDK/CHBRZ	\$ 1007
MT1821-NLDK/CHBRZ	\$ 1341
MT1831-NLDK/CHBRZ	\$ 1302
MT1841-NLDK/CHBRZ	\$ 1302
MT1823-NLDK/CHBRZ	\$ 816
MT1833-NLDK/CHBRZ	\$ 813
MT1843-NLDK/CHBRZ	\$ 813



Classic - 3-1/2" Deluxe Stemball Kitchen Sink Strainer

MT300

Stainless Steel Flange and Strainer features spring-loaded center post. Available in multiple finishes to match your kitchen and/or bar/prep sink fixtures.

- Stainless Steel Spring-Loaded Center Post
- Polypropylene body
- Fits standard sink drain openings that measure 3-1/2" to 4" in diameter
- Can fit sinks up to 1-3/16" thick. Sinks thicker than this will require BRBOLT/90 Extension Screw (shown below)

Standard Finishes

MT300/BRN	Brushed Nickel	\$ 131
MT300/BRS	Brushed Stainless	\$ 83
MT300/CHBRZ	Champagne Bronze	\$ 251
MT300/CPB	Polished Chrome	\$ 126
MT300/MB	Matte Black	\$ 180
MT300/ORB	Oil Rubbed Bronze	\$ 141
MT300/PN	Polished Nickel	\$ 131
MT300/PS	Polished Stainless Steel	\$ 55
MT300/PVDORB	PVD Oil Rubbed Bronze	\$ 188
MT300/VB	Venetian Bronze	\$ 141

Group 1 Finishes

All Group 1 Finishes \$ 180

Group 2 Finishes

All Group 2 Finishes \$ 251

Duet Finishes

(Matte Black is the Base Color for All Duet Products)

MT300D/BRN	Brushed Nickel	\$ 188
MT300D/CHBRZ	Champagne Bronze	\$ 188
MT300D/CPB	Polished Chrome	\$ 188
MT300D/PN	Polished Nickel	\$ 188

3-1/2" Deluxe Stemball Kitchen Sink Strainer - Basket Only

MT300BSK

Stainless Steel Strainer Basket features spring-loaded center post. Available in multiple finishes to match your kitchen and/or bar/prep sink fixtures.

- Stainless Steel Spring-Loaded Center Post
- This is the strainer basket only and does not include the flange.

Standard Finishes

MT300BSK/BRN	Brushed Nickel	\$ 37
MT300BSK/BRS	Brushed Stainless	\$ 37
MT300BSK/CPB	Polished Chrome	\$ 37
MT300BSK/ORB	Oil Rubbed Bronze	\$ 37
MT300BSK/PN	Polished Nickel	\$ 37
MT300BSK/PS	Polished Stainless	\$ 37
MT300BSK/VB	Venetian Bronze	\$ 37



Extension Screw

BRBOLT/90

It measures 3.5" and is for the MT300, MT115, BWSTU, and BWSTUG.

\$ 21



3-1/2" Deluxe All Metal Kitchen Sink Strainer

MT303

Stainless Steel Flange, Strainer, and Body features spring-loaded center post. Available in multiple finishes to match your kitchen and/or bar/prep sink fixtures.

- Stainless Steel Spring-Loaded Center Post
- All Stainless Steel Body
- Fits standard sink drain openings that measure 3-1/2" to 4" in diameter

***NOTE: This item is not available in the "Brass" Finishes.**

Standard Finishes

MT303/BRN	Brushed Nickel	\$ 179
MT303/BRS	Brushed Stainless	\$ 97
MT303/CHBRZ	Champagne Bronze	\$ 314
MT303/CPB	Polished Chrome	\$ 165
MT303/MB	Matte Black	\$ 228
MT303/ORB	Oil Rubbed Bronze	\$ 193
MT303/PN	Polished Nickel	\$ 179
MT303/VB	Venetian Bronze	\$ 193

Group 1 Finishes

All Group 1 Finishes **\$ 228**

Group 2 Finishes

All Group 2 Finishes **\$ 314**

Traditional - 3-1/2" Duo Basket Strainer for Kitchen Sink

MT8799

Stainless steel flange and strainer features a lift and lock stopper design that seals tightly. Available in multiple finishes to match your kitchen and/or bar/prep sink fixtures.

- Stainless steel drain body with brass locking ring and tail piece nut
- Can only fit sinks 7/8" thick
- Fits standard sink drain openings that measure 3-1/2" to 4" in diameter

Standard Finishes

MT8799/BRN	Brushed Nickel	\$ 144
MT8799/BRS	Brushed Stainless	\$ 92
MT8799/CHBRZ	Champagne Bronze	\$ 204
MT8799/CPB	Polished Chrome	\$ 98
MT8799/MB	Matte Black	\$ 171
MT8799/ORB	Oil Rubbed Bronze	\$ 154
MT8799/PN	Polished Nickel	\$ 144
MT8799/VB	Venetian Bronze	\$ 154

Group 1 Finishes

All Group 1 Finishes **\$ 171**

Group 2 Finishes

All Group 2 Finishes **\$ 204**

Notes:



Contemporary - 3-1/2" Deluxe Stemball Kitchen Sink Strainer

MT310

Stainless steel flange and strainer features a spring-loaded center post. Available in multiple finishes to match your kitchen and/or bar/prep sink fixtures.

- Stainless steel spring-loaded center post
- Stainless steel body with deep cup/long shank design allows for easy installation on both standard and thicker sinks: varying thicknesses from stainless steel sinks up to thicker granite or fireclay sinks
- Brass tail piece nut
- Fits standard sink drain openings that measure 3-1/2" to 4" in diameter

Standard Finishes

MT310/BRN	Brushed Nickel	\$ 131
MT310/BRS	Brushed Stainless	\$ 83
MT310/CHBRZ	Champagne Bronze	\$ 246
MT310/CPB	Polished Chrome	\$ 126
MT310/MB	Matte Black	\$ 181
MT310/ORB	Oil Rubbed Bronze	\$ 141
MT310/PN	Polished Nickel	\$ 131
MT310/VB	Venetian Bronze	\$ 141

Group 1 Finishes

All Group 1 Finishes **\$ 181**

Group 2 Finishes

All Group 2 Finishes **\$ 246**



3-in-1 - 3-1/2" Kitchen Sink Strainer with Stopper Lid and Lift-Out Basket

MT115

Stainless steel flange features a secure lid to stop water and a lift-out basket to collect waste. Available in multiple finishes to match your kitchen and/or bar/prep sink fixtures.

- Heavy duty stainless steel stopper lid
- Stainless steel lift-out basket which is plated to match
- Polypropylene body
- Can fit sinks up to 1-3/16" thick. Sinks thicker than this will require BRBOLT/90 Extension Screw (shown below)
- Fits standard sink drain openings that measure 3-1/2" to 4" in diameter

Standard Finishes

MT115/BRN	Brushed Nickel	\$ 149
MT115/BRS	Brushed Stainless	\$ 138
MT115/CHBRZ	Champagne Bronze	\$ 242
MT115/CPB	Polished Chrome	\$ 124
MT115/MB	Matte Black	\$ 187
MT115/ORB	Oil Rubbed Bronze	\$ 170
MT115/PN	Polished Nickel	\$ 149
MT115/VB	Venetian Bronze	\$ 170

Group 1 Finishes

All Group 1 Finishes **\$ 187**

Group 2 Finishes

All Group 2 Finishes **\$ 242**



Extension Screw

BRBOLT/90

It measures 3.5" and is for the MT300, MT115, BWSTU, and BWSTUG.

\$ 21



2-1/2" Deluxe Stemball Bar Sink Strainer

MT700

A bar or prep sink strainer patterned after the popular MT300, the 2-1/2" Stainless Steel Flange and Strainer features spring-loaded center post. Available in multiple finishes to match your kitchen and/or bar/prep sink fixtures.

- Polypropylene Body
- Stainless Steel Spring-Loaded Center Post
- Fits a 2" Drain Opening

***NOTE: This item is not available in the "Brass" Finishes.**

Standard Finishes

MT700/BRN	Brushed Nickel	\$ 112
MT700/BRS	Brushed Stainless	\$ 101
MT700/CHBRZ	Champagne Bronze	\$ 238
MT700/CPB	Polished Chrome	\$ 92
MT700/MB	Matte Black	\$ 170
MT700/ORB	Oil Rubbed Bronze	\$ 133
MT700/PN	Polished Nickel	\$ 112
MT700/PS	Polished Stainless	\$ 64
MT700/PVDORB	PVD Oil Rubbed Bronze	\$ 238
MT700/VB	Venetian Bronze	\$ 133

Group 1 Finishes

All Group 1 Finishes **\$ 170**

Group 2 Finishes

All Group 2 Finishes **\$ 238**

2-1/2" Brass Bar/Prep Strainer with Lift-Out Basket

MT710

2-1/2" standard brass bar or food prep sink strainer. Available in multiple finishes to match your kitchen and/or bar/prep sink fixtures.

- Made of Brass
- 2" Deep Removeable Strainer Basket
- Fits a 2" Drain Opening

This generous 2" deep removable strainer basket catches any debris. Does not have sealing function to hold water in sink.

Standard Finishes

MT710/BRN	Brushed Nickel	\$ 85
MT710/CHBRZ	Champagne Bronze	\$ 198
MT710/CPB	Polished Chrome	\$ 58
MT710/MB	Matte Black	\$ 154
MT710/ORB	Oil Rubbed Bronze	\$ 125
MT710/PN	Polished Nickel	\$ 85
MT710/ULB	Unlacquered Brass	\$ 58
MT710/VB	Venetian Bronze	\$ 125



Group 1 Finishes

All Group 1 Finishes **\$ 154**

Group 2 Finishes

All Group 2 Finishes **\$ 198**

Notes:



Classic - Complete Stopper & Strainer Unit Waste Disposer Trim

MT200EV

Match your waste disposer trim to your kitchen décor! The MT200EV is a complete strainer with collar that is compatible with continuous feed models only.

This stopper/strainer unit works with the following waste disposer models:

- Insinkerator (ISE) - old & new models
- Kenmore
- Maytag
- Ace
- Jenn-Air
- Kitchen Aid
- Whirlpool
- Perfect Grind® 3-Bolt Mount
- For disposers with 3-3/8" I.D. and 3 bolt mounting

Standard Finishes

MT200EV/BRN	Brushed Nickel	\$ 139
MT200EV/BRS	Brushed Stainless	\$ 89
MT200EV/CHBRZ	Champagne Bronze	\$ 260
MT200EV/CPB	Polished Chrome	\$ 133
MT200EV/MB	Matte Black	\$ 184
MT200EV/ORB	Oil Rubbed Bronze	\$ 146
MT200EV/PN	Polished Nickel	\$ 139
MT200EV/PS	Polished Stainless	\$ 87
MT200EV/PVDORB	PVD Oil Rubbed Bronze	\$ 260
MT200EV/VB	Venetian Bronze	\$ 146

Group 1 Finishes

All Group 1 Finishes **\$ 184**

Group 2 Finishes

All Group 2 Finishes **\$ 260**

Duet Finishes

(Matte Black is the Base Color for All Duet Products)

MT200EVD/BRN	Brushed Nickel	\$ 192
MT200EVD/CHBRZ	Champagne Bronze	\$ 192
MT200EVD/CPB	Polished Chrome	\$ 192
MT200EVD/PN	Polished Nickel	\$ 192

Classic - Complete Stopper & Strainer Unit Waste Disposer Trim - Extended Flange

MT202

Match your waste disposer trim to your kitchen décor! The MT202 is a complete strainer with collar that is compatible with continuous feed models only.

This stopper/strainer unit works with the same waste disposer models as the MT200EV:

Now matching waste disposer trim is available for use with your thicker fireclay sink.

- Disposer flange with extended throat for thicker sink installations
- Fits sinks up to 1-3/4" thick
- For disposer with 3-3/8" I.D. and 3 bolt mounting

Standard Finishes

MT202/BRN	Brushed Nickel	\$ 150
MT202/BRS	Brushed Stainless	\$ 103
MT202/CHBRZ	Champagne Bronze	\$ 276
MT202/CPB	Polished Chrome	\$ 147
MT202/MB	Matte Black	\$ 196
MT202/ORB	Oil Rubbed Bronze	\$ 160
MT202/PN	Polished Nickel	\$ 150
MT202/PS	Polished Stainless	\$ 101
MT202/PVDORB	PVD Oil Rubbed Bronze	\$ 276
MT202/VB	Venetian Bronze	\$ 160

Group 1 Finishes

All Group 1 Finishes **\$ 196**

Group 2 Finishes

All Group 2 Finishes **\$ 276**

Duet Finishes

(Matte Black is the Base Color for All Duet Products)

MT202D/BRN	Brushed Nickel	\$ 205
MT202D/CHBRZ	Champagne Bronze	\$ 205
MT202D/CPB	Polished Chrome	\$ 205
MT202D/PN	Polished Nickel	\$ 205



Traditional - Complete Stopper & Strainer Unit Waste Disposer Trim - Extended Flange

MT7799EV

Match your waste disposer trim to your kitchen décor! The MT7799EV is a complete strainer with collar that is compatible with continuous feed models only. This basket stopper style is only available in the extended flange and may be installed on thinner sinks with the use of the 3 bolts provided.

This stopper/strainer unit works with the following waste disposer models:

- Kenmore
- Maytag
- Ace
- Jenn-Air
- Kitchen Aid
- Whirlpool
- Perfect Grind® 3-Bolt Mount
- For disposers with 3-3/8" I.D. and 3 bolt mounting
- Includes 3 bolts to be used when installing on thinner sinks

Standard Finishes

MT7799EV/BRN	Brushed Nickel	\$ 150
MT7799EV/BRS	Brushed Stainless	\$ 103
MT7799EV/CHBRZ	Champagne Bronze	\$ 217
MT7799EV/CPB	Polished Chrome	\$ 110
MT7799EV/MB	Matte Black	\$ 183
MT7799EV/ORB	Oil Rubbed Bronze	\$ 160
MT7799EV/PN	Polished Nickel	\$ 150
MT7799EV/VB	Venetian Bronze	\$ 160

Group 1 Finishes

All Group 1 Finishes **\$ 183**

Group 2 Finishes

All Group 2 Finishes **\$ 217**

Contemporary - Complete Stopper & Strainer Unit Waste Disposer Trim

MT210EV

Match your waste disposer trim to your kitchen décor! The MT210EV is a complete strainer with collar that is compatible with continuous feed models only.

This stopper/strainer unit works with the following waste disposer models:

- Insinkerator (ISE) - old & new models
- Kenmore
- Maytag
- Ace
- Jenn-Air
- Kitchen Aid
- Whirlpool
- Perfect Grind® 3-Bolt Mount
- For disposers with 3-3/8" I.D. and 3 bolt mounting

Standard Finishes

MT210EV/BRN	Brushed Nickel	\$ 139
MT210EV/BRS	Brushed Stainless	\$ 89
MT210EV/CHBRZ	Champagne Bronze	\$ 260
MT210EV/CPB	Polished Chrome	\$ 139
MT210EV/MB	Matte Black	\$ 191
MT210EV/ORB	Oil Rubbed Bronze	\$ 146
MT210EV/PN	Polished Nickel	\$ 139
MT210EV/VB	Venetian Bronze	\$ 146

Group 1 Finishes

All Group 1 Finishes **\$ 191**

Group 2 Finishes

All Group 2 Finishes **\$ 260**



Contemporary - Complete Stopper & Strainer Unit Waste Disposer Trim - Extended Flange



MT212EV

Match your waste disposer trim to your kitchen décor! The MT212EV is a complete strainer with collar that is compatible with continuous feed models only.

This stopper/strainer unit works with the same waste disposer models as MT210EV.

Now matching waste disposer trim is available for use with your thicker fireclay sink

- Disposer flange with extended throat for thicker sink installations
- Fits sinks up to 1-3/4" thick
- For disposer with 3-3/8" I.D. and 3 bolt mounting

Standard Finishes

MT212EV/BRN	Brushed Nickel	\$ 150
MT212EV/BRS	Brushed Stainless	\$ 102
MT212EV/CHBRZ	Champagne Bronze	\$ 291
MT212EV/CPB	Polished Chrome	\$ 143
MT212EV/MB	Matte Black	\$ 217
MT212EV/ORB	Oil Rubbed Bronze	\$ 160
MT212EV/PN	Polished Nickel	\$ 150
MT212EV/VB	Venetian Bronze	\$ 160

Group 1 Finishes

All Group 1 Finishes **\$ 217**

Group 2 Finishes

All Group 2 Finishes **\$ 291**

Notes:



Complete Stopper & Strainer Unit Waste Disposer Trim

MT120EV

Match your waste disposer trim to your kitchen décor! The MT120EV is a complete strainer with collar that is compatible with continuous feed models only. This model only comes with the stopper lid and disposer flange; lift-out basket is not included.

This stopper/strainer unit works with the following waste disposer models:

- Insinkerator (ISE) - old & new models
- Kenmore
- Maytag
- Ace
- Jenn-Air
- Kitchen Aid
- Whirlpool
- Perfect Grind® 3-Bolt Mount
- For disposers with 3-3/8" I.D. and 3 bolt mounting

***NOTE: This item is not available in the "Brass" Finishes.**

Standard Finishes

MT120EV/BRN	Brushed Nickel	\$ 130
MT120EV/BRS	Brushed Stainless	\$ 118
MT120EV/CHBRZ	Champagne Bronze	\$ 214
MT120EV/CPB	Polished Chrome	\$ 103
MT120EV/MB	Matte Black	\$ 167
MT120EV/ORB	Oil Rubbed Bronze	\$ 149
MT120EV/PN	Polished Nickel	\$ 130
MT120EV/VB	Venetian Bronze	\$ 149

Group 1 Finishes

All Group 1 Finishes **\$ 167**

Group 2 Finishes

All Group 2 Finishes **\$ 214**



3-in-1 Complete Stopper & Strainer Unit Waste Disposer Trim - Extended Flange

MT130

Match your waste disposer trim to your kitchen décor! The MT130 is a complete strainer with collar that is compatible with continuous feed models only. This stopper lid with lift-out basket style is only available in the extended flange and may be installed on thinner sinks with the use of the 3 bolts provided.

This stopper/strainer unit works with the following waste disposer models:

- Kenmore
- Maytag
- Ace
- Jenn-Air
- Kitchen Aid
- Whirlpool
- Perfect Grind® 3-Bolt Mount
- For disposers with 3-3/8" I.D. and 3 bolt mounting
- Includes 3 bolts to be used when installing on thinner sinks

Standard Finishes

MT130/BRN	Brushed Nickel	\$ 145
MT130/BRS	Brushed Stainless	\$ 108
MT130/CHBRZ	Champagne Bronze	\$ 243
MT130/CPB	Polished Chrome	\$ 119
MT130/MB	Matte Black	\$ 182
MT130/ORB	Oil Rubbed Bronze	\$ 165
MT130/PN	Polished Nickel	\$ 145
MT130/VB	Venetian Bronze	\$ 165

Group 1 Finishes

All Group 1 Finishes **\$ 182**

Group 2 Finishes

All Group 2 Finishes **\$ 243**



Waste Disposer Trim Collar with Matching Stopper

MT204

Match your waste disposer trim to your kitchen décor! The MT204 is a disposer collar and stopper that is compatible with continuous feed models only.



This collar and stopper works with the following waste disposer models:

- Insinkerator (ISE) - old & new models
- Kenmore
- Maytag
- Ace
- Jenn-Air
- Kitchen Aid
- Whirlpool
- Mountain Plumbing 3-Bolt Mount
- For disposer with 3-3/8" I.D. and 3 bolt mounting

Standard Finishes

MT204/BRN	Brushed Nickel	\$ 171
MT204/BRS	Brushed Stainless	\$ 148
MT204/CHBRZ	Champagne Bronze	\$ 352
MT204/CPB	Polished Chrome	\$ 147
MT204/MB	Matte Black	\$ 250
MT204/ORB	Oil Rubbed Bronze	\$ 207
MT204/PN	Polished Nickel	\$ 171
MT204/PS	Polished Stainless	\$ 131
MT204/PVDORB	PVD Oil Rubbed Bronze	\$ 352
MT204/VB	Venetian Bronze	\$ 207

Group 1 Finishes

All Group 1 Finishes	\$ 250
----------------------	---------------

Group 2 Finishes

All Group 2 Finishes	\$ 352
----------------------	---------------

Notes:



Waste Disposer Trim Collar

MT205

Match your waste disposer trim to your kitchen décor! The MT205 is a disposer collar that is compatible with continuous feed models only.

This collar works with the following waste disposer models:

- Insinkerator (ISE) - old & new models
- Kenmore
- Maytag
- Ace
- Jenn-Air
- Kitchen Aid
- Whirlpool
- Mountain Plumbing 3-Bolt Mount
- For disposer with 3-3/8" I.D. and 3 bolt mounting.

Standard Finishes

MT205/BRN	Brushed Nickel	\$ 96
MT205/BRS	Brushed Stainless	\$ 76
MT205/CHBRZ	Champagne Bronze	\$ 182
MT205/CPB	Polished Chrome	\$ 92
MT205/MB	Matte Black	\$ 128
MT205/ORB	Oil Rubbed Bronze	\$ 112
MT205/PN	Polished Nickel	\$ 96
MT205/PS	Polished Stainless	\$ 76
MT205/PVDORB	PVD Oil Rubbed Bronze	\$ 182
MT205/VB	Venetian Bronze	\$ 112

Group 1 Finishes

All Group 1 Finishes **\$ 128**

Group 2 Finishes

All Group 2 Finishes **\$ 182**

Waste Disposer Replacement Stopper

BWDS6818

- A replacement stopper for your waste disposer flange
- For continuous feed waste disposers only
- Fits ISE, Waste King Disposer Units, and Mountain Plumbing 3-Bolt Mount
- Available in multiple finishes

Standard Finishes

BWDS6818/BRN	Brushed Nickel	\$ 76
BWDS6818/BRS	Brushed Stainless	\$ 74
BWDS6818/CHBRZ	Champagne Bronze	\$ 170
BWDS6818/CPB	Polished Chrome	\$ 55
BWDS6818/MB	Matte Black	\$ 120
BWDS6818/ORB	Oil Rubbed Bronze	\$ 95
BWDS6818/PN	Polished Nickel	\$ 76
BWDS6818/PS	Polished Stainless	\$ 55
BWDS6818/PVDORB	PVD Oil Rubbed Bronze	\$ 170
BWDS6818/VB	Venetian Bronze	\$ 95

Group 1 Finishes

All Group 1 Finishes **\$ 120**

Group 2 Finishes

All Group 2 Finishes **\$ 170**



Plastic Molded Waste Disposer Trim Collar with Matching Stopper

BWDUF

Waste disposer trim in decorative colors to match your sink. Includes both flange trim and stopper-strainer. Will work with ISE Evolution disposer series and 3-Bolt Mount Disposers.

Unit is installed into existing flange and does not hold waste disposer.

Molded Plastic Finishes

BWDUF/IW	Ice White	\$ 48
BWDUF/MB	Matte Black	\$ 48
BWDUF/ORB	Oil Rubbed Bronze	\$ 48



Decorative Plastic Garbage Disposer Flange with Stopper for Granite Sinks

BWDUFG

Waste disposer trim in multiple colors to match your granite sink. Includes both flange trim and stopper-strainer. Will work with ISE Evolution disposer series and 3-Bolt Mount Disposers.

Unit is installed into existing flange and does not hold waste disposer.

Molded Plastic Finishes

BWDUFG/DG	Dark Grey	\$ 78
BWDUFG/LG	Light Grey	\$ 78
BWDUFG/MLB	Matte Lava Black	\$ 78
BWDUFG/MW	Matte White	\$ 78



Plastic Molded 3-1/2" Basket Strainer


BWSTU

This plastic molded 3-1/2" basket strainer comes with a stainless steel spring-loaded center post. Comes in multiple colors to match the color of your sink.

Kitchen sink strainer installs from above the sink. Center threaded ferrule draws top and bottom flanges together and will seal water in sink. No need to reach "hard-to-find" nut under sink - it's easy to install!

Molded Plastic Finishes

BWSTU/IW	Ice White	\$ 48
BWSTU/MB	Matte Black	\$ 48
BWSTU/ORB	Oil Rubbed Bronze	\$ 48



Decorative Plastic Universal Basket Strainer for Granite Sinks

BWSTUG

This plastic molded 3-1/2" basket strainer comes with a stainless steel spring-loaded center post. Comes in multiple colors to match the color of your sink.

Kitchen sink strainer installs from above the sink. Center threaded ferrule draws top and bottom flanges together and will seal water in sink. No need to reach "hard-to-find" nut under sink - it's easy to install!

Molded Plastic Finishes

BWSTUG/DG	Dark Grey	\$ 78
BWSTUG/LG	Light Grey	\$ 78
BWSTUG/MLB	Matte Lava Black	\$ 78
BWSTUG/MW	Matte White	\$ 78



Round Air Gap Unit (cover & body)

MT400U

An air gap cover and body for dishwashers. Covers entire top of air gap body to eliminate any body show-through at the base!

- Dishwasher air gap with metal cover
- 1-3/8" hole required

Available in multiple finishes to match your kitchen fixtures.

Standard Finishes

MT400U/BRN	Brushed Nickel	\$ 66
MT400U/BRS	Brushed Stainless	\$ 55
MT400U/CHBRZ	Champagne Bronze	\$ 118
MT400U/CPB	Polished Chrome	\$ 38
MT400U/MB	Matte Black	\$ 105
MT400U/ORB	Oil Rubbed Bronze	\$ 72
MT400U/PN	Polished Nickel	\$ 66
MT400U/VB	Venetian Bronze	\$ 72

Group 1 Finishes

All Group 1 Finishes \$ 105

Group 2 Finishes

All Group 2 Finishes \$ 118



Round Universal Air Gap Cover (cover only)

BAGCU

A universal cover for dishwasher air gaps. Covers entire top of air gap body to eliminate any body show-through at the base!

Available in multiple finishes to match your kitchen fixtures.

Standard Finishes

BAGCU/BRN	Brushed Nickel	\$ 50
BAGCU/BRS	Brushed Stainless	\$ 39
BAGCU/CHBRZ	Champagne Bronze	\$ 102
BAGCU/CPB	Polished Chrome	\$ 22
BAGCU/MB	Matte Black	\$ 89
BAGCU/ORB	Oil Rubbed Bronze	\$ 57
BAGCU/PN	Polished Nickel	\$ 50
BAGCU/VB	Venetian Bronze	\$ 57

Group 1 Finishes

All Group 1 Finishes \$ 89

Group 2 Finishes

All Group 2 Finishes \$ 102

Notes:



Square Air Gap Unit (cover & body)

MT500U

An air gap cover and body for dishwashers. Covers entire top of air gap body to eliminate any body show-through at the base!

- Dishwasher air gap with metal cover
- 1-3/8" hole required

Available in multiple finishes to match your kitchen fixtures.

Standard Finishes

MT500U/BRN	Brushed Nickel	\$ 151
MT500U/BRS	Brushed Stainless	\$ 155
MT500U/CHBRZ	Champagne Bronze	\$ 206
MT500U/CPB	Polished Chrome	\$ 144
MT500U/MB	Matte Black	\$ 175
MT500U/PN	Polished Nickel	\$ 151
MT500U/ULB	Unlacquered Brass	\$ 144

Group 1 Finishes

All Group 1 Finishes	\$ 175
----------------------	---------------

Group 2 Finishes

All Group 2 Finishes	\$ 206
----------------------	---------------



Square Universal Air Gap Cover (cover only)



BAGCUSQ

A square universal cover for dishwasher air gaps. Covers entire top of air gap body to eliminate any body show-through at the base!

Available in multiple finishes to match your kitchen fixtures.

Standard Finishes

BAGCUSQ/BRN	Brushed Nickel	\$ 135
BAGCUSQ/BRS	Brushed Stainless	\$ 140
BAGCUSQ/CHBRZ	Champagne Bronze	\$ 185
BAGCUSQ/CPB	Polished Chrome	\$ 128
BAGCUSQ/MB	Matte Black	\$ 158
BAGCUSQ/PN	Polished Nickel	\$ 135
BAGCUSQ/ULB	Unlacquered Brass	\$ 128

Group 1 Finishes

All Group 1 Finishes	\$ 158
----------------------	---------------

Group 2 Finishes

All Group 2 Finishes	\$ 185
----------------------	---------------

Sink Hole Cover

BTAPS50

- 2" Thread - a sink hole cover with a longer shank
- Fits 1-3/4" thick deck
- Multiple colors available to match your countertop

Standard Finishes

BTAPS50/BRN	Brushed Nickel	\$ 22
BTAPS50/BRS	Brushed Stainless Steel	\$ 22
BTAPS50/CHBRZ	Champagne Bronze	\$ 35
BTAPS50/MB	Matte Black	\$ 26
BTAPS50/SS	Stainless Steel	\$ 18

Group 1 Finishes

All Group 1 Finishes	\$ 26
----------------------	--------------

Group 2 Finishes

All Group 2 Finishes	\$ 35
----------------------	--------------

Other Finishes

BTAPS50/BL	Black	\$ 17
BTAPS50/BNE	Bone	\$ 17
BTAPS50/BT	Biscuit	\$ 17
BTAPS50/IW	Ice White	\$ 17
BTAPS50/PW	Polar White	\$ 17



Soap/Lotion Dispenser - Phoenix Style

MT100

- Phoenix style deck-mount soap/lotion dispenser features a solid brass pump-head and flange
- 16 oz. reservoir bottle
- Soap dispenser easily refills from above the countertop
- 1-1/8" diameter hole required
- Lifetime warranty on all pump mechanisms

Standard Finishes

MT100/BRN	Brushed Nickel	\$ 141
MT100/CHBRZ	Champagne Bronze	\$ 258
MT100/CPB	Polished Chrome	\$ 128
MT100/MB	Matte Black	\$ 184
MT100/ORB	Oil Rubbed Bronze	\$ 151
MT100/PN	Polished Nickel	\$ 141
MT100/ULB	Unlacquered Brass	\$ 128
MT100/VB	Venetian Bronze	\$ 151

Group 1 Finishes

All Group 1 Finishes	\$ 184
----------------------	--------

Group 2 Finishes

All Group 2 Finishes	\$ 258
----------------------	--------

Other Finishes

MT100/BT	Biscuit	\$ 183
MT100/IW	Ice White	\$ 183
MT100/PW	Polar White	\$ 183



Soap/Lotion Dispenser - Euro-Style

MT102

- Euro-style deck-mount soap/lotion dispenser features a solid brass pump-head and flange
- 16 oz. reservoir bottle
- Soap dispenser easily refills from above the countertop
- 1-1/8" diameter hole required
- Lifetime warranty on all pump mechanisms

Standard Finishes

MT102/BRN	Brushed Nickel	\$ 141
MT102/CHBRZ	Champagne Bronze	\$ 227
MT102/CPB	Polished Chrome	\$ 128
MT102/MB	Matte Black	\$ 201
MT102/ORB	Oil Rubbed Bronze	\$ 151
MT102/PN	Polished Nickel	\$ 141
MT102/SS	Stainless Steel	\$ 171
MT102/ULB	Unlacquered Brass	\$ 128
MT102/VB	Venetian Bronze	\$ 151

Group 1 Finishes

All Group 1 Finishes	\$ 201
----------------------	--------

Group 2 Finishes

All Group 2 Finishes	\$ 227
----------------------	--------



Soap/Lotion Dispenser - Designers Series

MT105

- Designers Series deck-mount soap/lotion dispenser features a solid brass pump-head and flange
- 16 oz. reservoir bottle
- Soap dispenser easily refills from above the countertop
- 1-1/8" diameter hole required
- Lifetime warranty on all pump mechanisms

Standard Finishes

MT105/BRN	Brushed Nickel	\$ 122
MT105/CHBRZ	Champagne Bronze	\$ 183
MT105/CPB	Polished Chrome	\$ 113
MT105/MB	Matte Black	\$ 155
MT105/ORB	Oil Rubbed Bronze	\$ 151
MT105/PN	Polished Nickel	\$ 122
MT105/ULB	Unlacquered Brass	\$ 113
MT105/VB	Venetian Bronze	\$ 151

Group 1 Finishes

All Group 1 Finishes	\$ 155
----------------------	--------

Group 2 Finishes

All Group 2 Finishes	\$ 183
----------------------	--------



Soap/Lotion Dispenser - Contemporary Square

MT106

- Contemporary Square deck-mount soap/lotion dispenser features a solid brass pump-head and flange
- 16 oz. reservoir bottle
- Soap dispenser easily refills from above the countertop
- 1-1/4" diameter hole required
- Lifetime warranty on all pump mechanisms

Standard Finishes

MT106/BRN	Brushed Nickel	\$ 301
MT106/CHBRZ	Champagne Bronze	\$ 448
MT106/CPB	Polished Chrome	\$ 260
MT106/MB	Matte Black	\$ 380
MT106/ORB	Oil Rubbed Bronze	\$ 356
MT106/PN	Polished Nickel	\$ 301
MT106/ULB	Unlacquered Brass	\$ 260
MT106/VB	Venetian Bronze	\$ 356

Group 1 Finishes

All Group 1 Finishes \$ 380

Group 2 Finishes

All Group 2 Finishes \$ 448



Soap/Lotion Dispenser - Contemporary

MT125

- Contemporary deck-mount soap/lotion dispenser features a solid brass pump-head and flange
- 16 oz. reservoir bottle
- Soap dispenser easily refills from above the countertop
- 1-1/8" diameter hole required
- Lifetime warranty on all pump mechanisms

Standard Finishes

MT125/BRN	Brushed Nickel	\$ 137
MT125/BRS	Brushed Stainless	\$ 130
MT125/CHBRZ	Champagne Bronze	\$ 258
MT125/CPB	Polished Chrome	\$ 125
MT125/MB	Matte Black	\$ 184
MT125/ORB	Oil Rubbed Bronze	\$ 163
MT125/PN	Polished Nickel	\$ 137
MT125/ULB	Unlacquered Brass	\$ 125
MT125/VB	Venetian Bronze	\$ 163

Group 1 Finishes

All Group 1 Finishes \$ 184

Group 2 Finishes

All Group 2 Finishes \$ 258



Soap/Lotion Dispenser - Traditional

MT127

- Traditional deck-mount soap/lotion dispenser features a solid brass pump-head and flange
- 16 oz. reservoir bottle
- Soap dispenser easily refills from above the countertop
- 1-1/8" diameter hole required
- Lifetime warranty on all pump mechanisms

Standard Finishes

MT127/BRN	Brushed Nickel	\$ 145
MT127/BRS	Brushed Stainless	\$ 137
MT127/CHBRZ	Champagne Bronze	\$ 266
MT127/CPB	Polished Chrome	\$ 130
MT127/MB	Matte Black	\$ 193
MT127/ORB	Oil Rubbed Bronze	\$ 171
MT127/PN	Polished Nickel	\$ 145
MT127/ULB	Unlacquered Brass	\$ 130
MT127/VB	Venetian Bronze	\$ 171

Group 1 Finishes

All Group 1 Finishes \$ 193

Group 2 Finishes

All Group 2 Finishes \$ 266

Filters, Faucets, & Water Appliances

Section Contents

Duet Finishes - Accessory Faucets **67 - 68**

Little Gourmet® Hot Water Dispenser **69**

Mountain Chill® Water Chiller **70**

Safety Valve-Leak Detector **70**

Mountain Pure® Water Filtration **71 - 74**

Hot Water Faucets Overview **75**

Francis Anthony Collection **76 - 84**

Francis Anthony + Little Gourmet® **85 - 88**

Hot & Cold Water Faucets Overview **89**

Francis Anthony Collection **90 - 98**

Francis Anthony + Little Gourmet® **99 - 102**

Point-of-Use Drinking Faucets Overview **103**

Francis Anthony Collection **104 - 112**

Additional Collections **113 - 114**

Francis Anthony + Mountain Pure® **115 - 118**

Faucet Air Gaps **119**

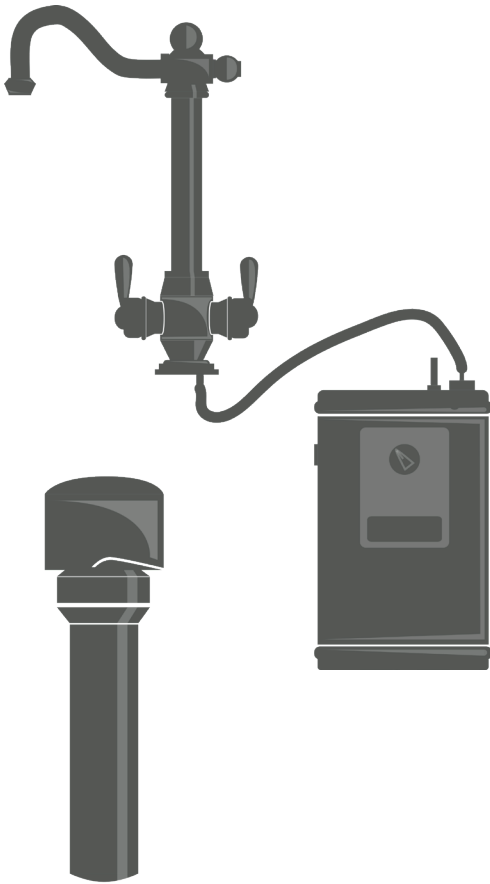
Replacement Cartridges **119**

Fixture Planning Diagrams

Use the kitchen sink and bar/prep sink fixture planning diagram to simplify your product selection and complete your design.

Kitchen Sink Fixture Planning Diagram **24**

Bar/Prep Sink Fixture Planning Diagram **25**





Accessory Faucet Duet Finishes

Mountain Plumbing's Duet Finish Collection highlights elements of your kitchen and bath design to give a truly balanced and unique look.

Available on the MT1820, MT1830, & MT1840 Series Accessory Faucets

Pages 77, 79, 81, 91, 93, 95, 105, 107, 109

Ordering Duet Products

All Duet products come with Matte Black as the base finish. To order please use the following three step instructions:

1. Find the Product You Want in a Duet Finish				2. Select Accent Finish & Use Model # Below to Order			
Standard Model #	Product Name	Page	Brushed Nickel	Polished Chrome	Polished Nickel	Champagne Bronze	
MT2000-2	Decorative Bottle Trap with Clean-Out Plug	236	MT2000-2D/BRN	MT2000-2D/CPB	MT2000-2D/PN	MT2000-2D/CHBRZ	
MT5003L-NL	Lever Handle Angle Valve	156	MT5003L-NLD/BRN	MT5003L-NLD/CPB	MT5003L-NLD/PN	MT5003L-NLD/CHBRZ	
MT300	Classic 3-1/2" Deluxe Stemball Kitchen Strainer	51	MT300D/BRN	MT300D/CPB	MT300D/PN	MT300D/CHBRZ	
MT200EV	Complete Stopper & Strainer Unit Waste Disposer Trim	55	MT200EVD/BRN	MT200EVD/CPB	MT200EVD/PN	MT200EVD/CHBRZ	
MT202	Extended Flange Stopper & Strainer Unit Waste Disposer Trim	55	MT202D/BRN	MT202D/CPB	MT202D/PN	MT202D/CHBRZ	
MT957R	Round Deluxe Raised Air Switch with Freedom Mount	40	MT957RD/BRN	MT957RD/CPB	MT957RD/PN	MT957RD/CHBRZ	
MT964K	Round Deluxe Knurled Raised Air Switch with Freedom Mount	42	MT964KD/BRN	MT964KD/CPB	MT964KD/PN	MT964KD/CHBRZ	
MT1820-NL	Hot Water Faucet - Contemporary Round Body (120° Spout)	77	MT1820-NLD/PVDBRN	MT1820-NLD/CPB	MT1820-NLD/PVDPN	MT1820-NLD/CHBRZ	
MT1830-NL	Hot Water Faucet - Contemporary Round Body (90° Spout)	79	MT1830-NLD/PVDBRN	MT1830-NLD/CPB	MT1830-NLD/PVDPN	MT1830-NLD/CHBRZ	
MT1840-NL	Hot Water Faucet - Contemporary Round Body	81	MT1840-NLD/PVDBRN	MT1840-NLD/CPB	MT1840-NLD/PVDPN	MT1840-NLD/CHBRZ	
MT1821-NL	Hot & Cold Faucet - Contemporary Round Body (120° Spout)	91	MT1821-NLD/PVDBRN	MT1821-NLD/CPB	MT1821-NLD/PVDPN	MT1821-NLD/CHBRZ	
MT1831-NL	Hot & Cold Faucet - Contemporary Round Body (90° Spout)	93	MT1831-NLD/PVDBRN	MT1831-NLD/CPB	MT1831-NLD/PVDPN	MT1831-NLD/CHBRZ	
MT1841-NL	Hot & Cold Faucet - Contemporary Round Body	95	MT1841-NLD/PVDBRN	MT1841-NLD/CPB	MT1841-NLD/PVDPN	MT1841-NLD/CHBRZ	
MT1823-NL	Point-of-Use Faucet - Contemporary Round Body (120° Spout)	105	MT1823-NLD/PVDBRN	MT1823-NLD/CPB	MT1823-NLD/PVDPN	MT1823-NLD/CHBRZ	
MT1833-NL	Point-of-Use Faucet - Contemporary Round Body (90° Spout)	107	MT1833-NLD/PVDBRN	MT1833-NLD/CPB	MT1833-NLD/PVDPN	MT1833-NLD/CHBRZ	
MT1843-NL	Point-of-Use Faucet - Contemporary Round Body	109	MT1843-NLD/PVDBRN	MT1843-NLD/CPB	MT1843-NLD/PVDPN	MT1843-NLD/CHBRZ	
Products with Knurling							
MT1820-NL	Hot Water Faucet - Contemporary Round Body (120° Spout)	77	MT1820-NLDK/PVDBRN	MT1820-NLDK/CPB	MT1820-NLDK/PVDPN	MT1820-NLDK/CHBRZ	
MT1830-NL	Hot Water Faucet - Contemporary Round Body (90° Spout)	79	MT1830-NLDK/PVDBRN	MT1830-NLDK/CPB	MT1830-NLDK/PVDPN	MT1830-NLDK/CHBRZ	
MT1840-NL	Hot Water Faucet - Contemporary Round Body	81	MT1840-NLDK/PVDBRN	MT1840-NLDK/CPB	MT1840-NLDK/PVDPN	MT1840-NLDK/CHBRZ	
MT1821-NL	Hot & Cold Faucet - Contemporary Round Body (120° Spout)	91	MT1821-NLDK/PVDBRN	MT1821-NLDK/CPB	MT1821-NLDK/PVDPN	MT1821-NLDK/CHBRZ	
MT1831-NL	Hot & Cold Faucet - Contemporary Round Body (90° Spout)	93	MT1831-NLDK/PVDBRN	MT1831-NLDK/CPB	MT1831-NLDK/PVDPN	MT1831-NLDK/CHBRZ	
MT1841-NL	Hot & Cold Faucet - Contemporary Round Body	95	MT1841-NLDK/PVDBRN	MT1841-NLDK/CPB	MT1841-NLDK/PVDPN	MT1841-NLDK/CHBRZ	
MT1823-NL	Point-of-Use Faucet - Contemporary Round Body (120° Spout)	105	MT1823-NLDK/PVDBRN	MT1823-NLDK/CPB	MT1823-NLDK/PVDPN	MT1823-NLDK/CHBRZ	
MT1833-NL	Point-of-Use Faucet - Contemporary Round Body (90° Spout)	107	MT1833-NLDK/PVDBRN	MT1833-NLDK/CPB	MT1833-NLDK/PVDPN	MT1833-NLDK/CHBRZ	
MT1843-NL	Point-of-Use Faucet - Contemporary Round Body	109	MT1843-NLDK/PVDBRN	MT1843-NLDK/CPB	MT1843-NLDK/PVDPN	MT1843-NLDK/CHBRZ	

3a. Brushed Nickel - Find Prices & Order

Brushed Nickel	Price
MT2000-2D/BRN	\$ 627
MT5003L-NLD/BRN	\$ 284
MT300D/BRN	\$ 188
MT200EVD/BRN	\$ 192
MT202D/BRN	\$ 205
MT957RD/BRN	\$ 384
MT964KD/BRN	\$ 384
MT1820-NLD/PVDBRN	\$ 970
MT1830-NLD/PVDBRN	\$ 929
MT1840-NLD/PVDBRN	\$ 929
MT1821-NLD/PVDBRN	\$ 1229
MT1831-NLD/PVDBRN	\$ 1189
MT1841-NLD/PVDBRN	\$ 1189
MT1823-NLD/PVDBRN	\$ 756
MT1833-NLD/PVDBRN	\$ 737
MT1843-NLD/PVDBRN	\$ 737
Products with Knurling	
MT1820-NLDK/PVDBRN	\$ 1047
MT1830-NLDK/PVDBRN	\$ 1007
MT1840-NLDK/PVDBRN	\$ 1007
MT1821-NLDK/PVDBRN	\$ 1341
MT1831-NLDK/PVDBRN	\$ 1302
MT1841-NLDK/PVDBRN	\$ 1302
MT1823-NLDK/PVDBRN	\$ 816
MT1833-NLDK/PVDBRN	\$ 813
MT1843-NLDK/PVDBRN	\$ 813

3b. Polished Chrome - Find Prices & Order

Brushed Nickel	Price
MT2000-2D/CPB	\$ 627
MT5003L-NLD/CPB	\$ 284
MT300D/CPB	\$ 188
MT200EVD/CPB	\$ 192
MT202D/CPB	\$ 205
MT957RD/CPB	\$ 384
MT964KD/CPB	\$ 384
MT1820-NLD/CPB	\$ 970
MT1830-NLD/CPB	\$ 929
MT1840-NLD/CPB	\$ 929
MT1821-NLD/CPB	\$ 1229
MT1831-NLD/CPB	\$ 1189
MT1841-NLD/CPB	\$ 1189
MT1823-NLD/CPB	\$ 756
MT1833-NLD/CPB	\$ 737
MT1843-NLD/CPB	\$ 737
Products with Knurling	
MT1820-NLDK/CPB	\$ 1047
MT1830-NLDK/CPB	\$ 1007
MT1840-NLDK/CPB	\$ 1007
MT1821-NLDK/CPB	\$ 1341
MT1831-NLDK/CPB	\$ 1302
MT1841-NLDK/CPB	\$ 1302
MT1823-NLDK/CPB	\$ 816
MT1833-NLDK/CPB	\$ 813
MT1843-NLDK/CPB	\$ 813

3c. Polished Nickel - Find Prices & Order

Brushed Nickel	Price
MT2000-2D/PN	\$ 627
MT5003L-NLD/PN	\$ 284
MT300D/PN	\$ 188
MT200EVD/PN	\$ 192
MT202D/PN	\$ 205
MT957RD/PN	\$ 384
MT964KDS/PN	\$ 384
MT1820-NLD/PVDPN	\$ 970
MT1830-NLD/PVDPN	\$ 929
MT1840-NLD/PVDPN	\$ 929
MT1821-NLD/PVDPN	\$ 1229
MT1831-NLD/PVDPN	\$ 1189
MT1841-NLD/PVDPN	\$ 1189
MT1823-NLD/PVDPN	\$ 756
MT1833-NLD/PVDPN	\$ 737
MT1843-NLD/PVDPN	\$ 737
Products with Knurling	
MT1820-NLDK/PVDPN	\$ 1047
MT1830-NLDK/PVDPN	\$ 1007
MT1840-NLDK/PVDPN	\$ 1007
MT1821-NLDK/PVDPN	\$ 1341
MT1831-NLDK/PVDPN	\$ 1302
MT1841-NLDK/PVDPN	\$ 1302
MT1823-NLDK/PVDPN	\$ 816
MT1833-NLDK/PVDPN	\$ 813
MT1843-NLDK/PVDPN	\$ 813

3d. Champagne Bronze - Find Prices & Order

Brushed Nickel	Price
MT2000-2D/CHBRZ	\$ 627
MT5003L-NLD/CHBRZ	\$ 284
MT300D/CHBRZ	\$ 188
MT200EVD/CHBRZ	\$ 192
MT202D/CHBRZ	\$ 205
MT957RD/CHBRZ	\$ 384
MT964KD/CPB	\$ 384
MT1820-NLD/CHBRZ	\$ 970
MT1830-NLD/CHBRZ	\$ 929
MT1840-NLD/CHBRZ	\$ 929
MT1821-NLD/CHBRZ	\$ 1229
MT1831-NLD/CHBRZ	\$ 1189
MT1841-NLD/CHBRZ	\$ 1189
MT1823-NLD/CHBRZ	\$ 756
MT1833-NLD/CHBRZ	\$ 737
MT1843-NLD/CHBRZ	\$ 737
Products with Knurling	
MT1820-NLDK/CHBRZ	\$ 1047
MT1830-NLDK/CHBRZ	\$ 1007
MT1840-NLDK/CHBRZ	\$ 1007
MT1821-NLDK/CHBRZ	\$ 1341
MT1831-NLDK/CHBRZ	\$ 1302
MT1841-NLDK/CHBRZ	\$ 1302
MT1823-NLDK/CHBRZ	\$ 816
MT1833-NLDK/CHBRZ	\$ 813
MT1843-NLDK/CHBRZ	\$ 813



MT641-3 \$724

- Indicator Light
- Stainless Steel Housing
- Sensor Prevents Dry Start-Up
- Provides 190 °F Water Instantly
- 7 3/4" Wide x 12" High x 8" Deep



Scan the QR Code to Watch Our Little Gourmet Installation Video



Highly recommended to use the MT1250XL water filtration system which incorporates an anti-scaling media to prolong the life of the hot tank.

- **MT1250XL = \$473**
- **Refer to page 71**

Little Gourmet

Premium Hot Water Dispenser

Reverse Osmosis Compatible:
Includes Stainless Steel Inlet, Stainless Steel Heating Coil, and Stainless Steel Tank

1300w Power
Compared to 750w for Insinkerator

Energy Efficient
Uses Less Energy than a 40w Light Bulb

2.5 Quart Tank Size
Equivalent to 5/8 Gallon

3 Year Warranty
Extended 4 Year Warranty when paired with any Mountain Pure® Filter

So Many Uses:

Boil Water Faster
Starting off with Little Gourmet hot water will lead to quicker boiling water

Instant Water for Tea & Coffee
Quickly and easily make the perfect cup

Clean Stubborn Stuck-on Messes
Difficult to clean dishes and utensils become easy with the cleaning power of instant hot water at your fingertips

Warm Baby Food and Bottles
Little Gourmet hot water can quickly and safely warm baby food and bottles

Loosen Jar Lids
Place the top of a jar briefly under the Little Gourmet to aid in removing difficult to open jar lids


First Aid
Use Little Gourmet hot water to create a hot compress for quick pain relief

Remove Labels from Bottles
A quick run under Little Gourmet hot water will remove labels and residue


Remove Wax
Instant hot water from the Little Gourmet is perfect for removing wax from candle holders

Melt Chocolate
Quickly create a double boiler with the Little Gourmet hot water to melt chocolate to perfection

Warm Cooking Utensils
Use the Little Gourmet to warm beaters for creaming butter, a knife for cutting cheeses, or for ice cream scoops



mountain chill[®]
WATER CHILLER

MT670-2 

\$1,899

Have you ever wondered what it would be like to have ice cold water anytime you want without having to wait for it to cool down? An instantly perfect cup of lemonade or ice tea made with the Mountain Chill® Water Chiller is the refreshing way to cool down on a hot summer day. Mountain Chill® hides cleanly and simply beneath the sink and provides 1.5 gallons (per hour) of crisp, cool water from your own faucet.

Having the Mountain Chill® Water Chiller in your home is the ultimate in convenience. When paired with the Mountain Pure® Filtration System, clean, pure water can be yours to enjoy anytime day or night.

Features:

- Cools your water to between 41° to 50°
- Large 1/2 Gallon Stainless Steel Storage Tank
- Chills up to 3 Gallons Per Hour
- Lead Free
- Attaches to Accessory Faucet
- 16" Wide x 10-1/8" High x 11-3/4" Deep
- 3 Year Compressor Warranty
- C-UL-US, CE, CB Certification

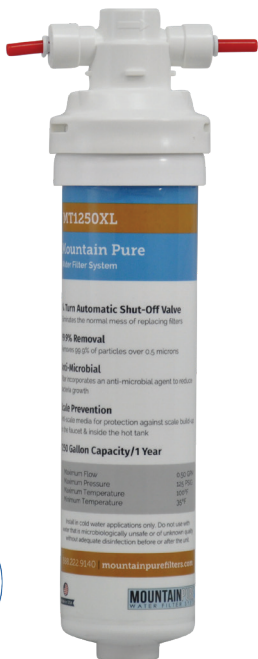
Safety Valve-Leak Detector

MT6LD **\$ 198**

A flood often happens without warning causing substantial flooding and severe property damage if undetected. Mountain Plumbing's safety valve-leak detector automatically shuts off the water source and sounds off an audible alarm (similar to a smoke detector) when moisture is detected.

- Automatically shuts off once water is detected
- Audio alarm when leak occurs
- Operates on 9V battery
- Quick connect 1/4" adaptor included for easy installations
- Use with Mountain Plumbing Little Gourmet® hot tank and/or Mountain Pure® filtration unit





12 1/2"



Mountain Pure® Point-of-Use Carbon Filtration System

MT1250XL

The pinnacle of convenience and satisfaction, Mountain Pure® brings fresh, pristine water to you directly through your own faucets. Access to clean water is of the utmost importance in everyday life, and having the freshest, best tasting water available anytime can save you both time and money. Just think how much you spend on bottled water from week to week - savings and ease can be found when you have your own filtration system. Mountain Pure® allows you to enjoy clean, safe water for drinking, cooking, and even face washing when you install in your bathroom.

Mountain Pure® Carbon Filtration System comes with carbon filter cartridge that incorporates powder activated carbon and a bacteriostatic agent that protects it from bacteria growth. 1/4 Turn automatic shut-off valve, allows for easy replacement and eliminates the usual mess of replacing filters. Includes MT1250XL/RFC Filter.

Mountain Pure® Filter Features:

- More efficient and clog resistant - unique filter media created by attaching powdered activated carbon and lead absorbent material onto a cellulose-free synthetic fiber matrix
- Filter removes 99.9% of particles over .5 microns
- Filter incorporates an anti-microbial agent to reduce bacteria
- Anti-scale media for protection against scale build-up on the faucet and inside of the hot tank
- 1250 gallon capacity - lasts 1 year based on average usage
- Operates without wasting water like R.O. filters

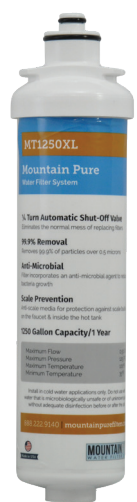


MT1250XL \$ 473

Impurities Removed:
Prevents Scale
Chlorine
Bad Tastes/Odors
Chloramines
Dirt and Rust
Giardia Lambia Cysts
Cryptosporidium Cysts
Molds and Algae
Asbestos Fibers
99.9% of all particles .5 Micron or larger
Lead
Trihalomethanes
Volatile Organic Chemicals
Removes Turbidity
Removes Pathogenic Bacteria
Leaves Essential Minerals Intact
Self Sterilizing
Leaves Natural Minerals such as Calcium, Magnesium, & Potassium
Automatic Shut-Off when Replacing the Cartridge



Scan the QR Code to Watch Our Filter Installation Video



Mountain Pure® Replacement Cartridge (Fits Model MT1250XL)

MT1250XL/RFC \$ 205

- Carbon replacement cartridge for MT1250XL water filtration system
- Filter Capacity = 1250 gallons
- Cartridges should be replaced once a year



Mountain Pure® 3,000 Gallon Full Flow Filter System

MT3K-HF \$559



Mountain Pure® Filter Features:

- 3,000 Gallon Capacity
- No additional faucet required
- Built-in water shut-off valve allows for easier cartridge changes
- Commercial grade plastic canister protects the filter system from splitting or bursting
- Reduces particles as small as 0.5 micron in size by mechanical means
- Retains vital minerals found naturally in water to ensure the health and delicious taste of your water



13 1/2"

Impurities Removed (3K & 6K):

Lead
Sediment
VOC
Pesticides
Hydrogen Sulfide
Aluminum Chlorine
Algae
Turbidity
Pathogenic Cysts
Foul Odors & Tastes
Iron
Molds
Trihalomethanes
Asbestos Fibers
Rust
Suspended Solids
Sub-micron Asbestos
MTBE



Mountain Pure® Replacement Cartridge (Fits Model MT3K-HF)

MT3K-HF/RFC \$ 218

- Carbon replacement cartridge for MT3K-HF water filtration system
- Filter Capacity = 3000 gallons
- Cartridges should be replaced once a year



Mountain Pure® 6,000 Gallon Full Flow Filter System

MT6K-HF \$584

Mountain Pure® Filter Features:

- 6,000 Gallon Capacity
- No additional faucet required
- Built-in water shut-off valve allows for easier cartridge changes
- Commercial grade plastic canister protects the filter system from splitting or bursting
- Reduces particles as small as 0.5 micron in size by mechanical means
- Retains vital minerals found naturally in water to ensure the health and delicious taste of your water



18 1/2"



Mountain Pure® Replacement Cartridge (Fits Model MT6K-HF)

MT6K-HF/RFC \$ 244

- Carbon replacement cartridge for MT6K-HF water filtration system
- Filter Capacity = 6000 gallons
- Cartridges should be replaced once a year



Mountain Pure® Ceramic Water Filtration System - Plastic Canister

MT660 \$ 687

Mountain Pure® Ceramic Filtration System comes with ceramic filter cartridge. Includes MT661/RFC Filter



Mountain Pure® Filter Features:

- Filter removes 99.9% of particles over .5 microns
- 1000 gallon capacity - lasts 9 months based on average usage
- Operates without wasting water like R.O. filters
- The cleanable filter element makes for easy maintenance



Mountain Pure® Ceramic Water Filtration System - Stainless Steel Canister

MT662-2 \$ 735

- Same as MT660 except housing is 304 Stainless Steel



Mountain Pure® Replacement Cartridge (Fits Models MT660 & MT662-2)

MT661/RFC \$ 255

- Ceramic replacement cartridge for MT660 and MT662-2 water filtration systems
- Filter Capacity = 1000 gallons
- Cartridges should be replaced every 9 months or with diminished water flow

Notes:



Say Goodbye to Household Lead in **Your Water.**



Household Lead: The Facts

Lead in drinking water accounts for **10-20%** of human exposure. Major sources of lead in your drinking water can be found in your home's plumbing system.

Lead can leach into your water from pipes, solder, and faucets.



High Blood Pressure

Lead can increase the risk of high blood pressure.



Kidney Damage

Lead can increase the risk of kidney damage.



Bone Damage

Lead can increase the risk of bone damage.



Risk to Pregnant Mothers

Lead can be a potentially fatal risk to pregnant mothers.

Homes built prior to 1986 may have 20% or more lead in their plumbing system.

Lead can be found in newer homes as well. Until June 2014, the legal limit for "lead-free" pipes was up to 8%.











Source: United States Environmental Protection Agency (EPA)



Our **MT1250XL** and **MT3K-HF Filters** are independently tested and certified by NSF International against NSF/ANSI Standard 42 and 53 for the reduction of chlorine (Standard No. 42) and lead (Standard No. 53).

Our **MT6K-HF Filter's** Chlorine & Lead reduction capacities are based on laboratory testing conducted using test protocols contained in NSF standards 42 and 53 respectfully.

Hot Water Faucets Table of Contents

Image	Model Number	Duet Finishes	Knurling	Industrial Handle	Page
	MT1800-NL	NO	NO	NO	76
	MT1820-NL	YES	YES	NO	77
	MT1820-NLIH	NO	NO	YES	78
	MT1830-NL	YES	YES	NO	79
	MT1830-NLIH	NO	NO	YES	80
	MT1840-NL	YES	YES	NO	81
	MT1840-NLIH	NO	NO	YES	82
	MT1850-NL	NO	NO	NO	83
	MT1870-NL	NO	NO	NO	83
	MT1880-NL	NO	NO	NO	84

For Hot Tank

Francis Anthony Collection
76 - 84

Francis Anthony + Little
Gourmet® Packages
85 - 88

For Filters, Chiller, & Hot Tank

Francis Anthony Collection
90 - 98

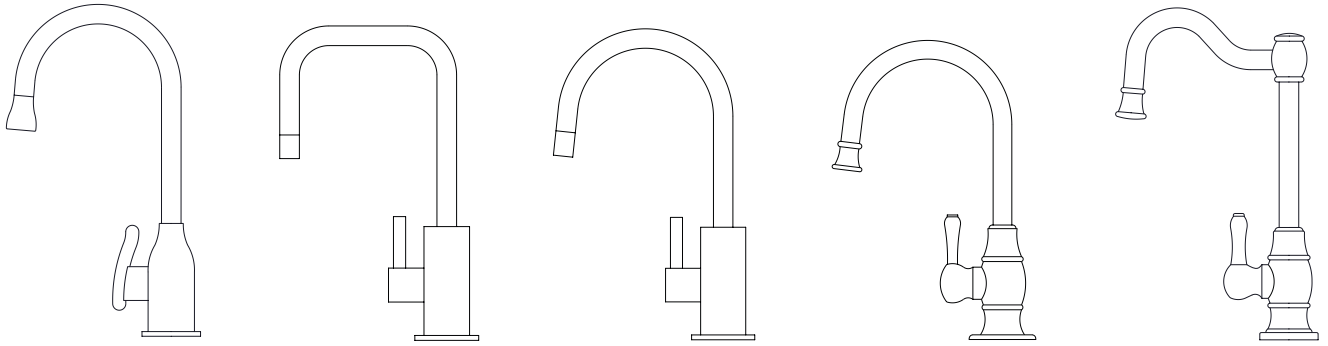
Francis Anthony + Little
Gourmet® Packages
99 - 102

For Filters & Chiller

Francis Anthony Collection
104 - 112

Additional Collections
113 - 114

Francis Anthony + Mountain
Pure® Filter Packages
115 - 118



Francis Anthony Collection



MT1800-NL

Hot Water Faucet with Modern Curved Body & Handle

MT1800-NL

- These Lead Free faucets are only compatible with the Little Gourmet® heating tank (MT641-3)
- 1/4 Turn Ceramic Cartridge
- 1-3/16" minimum to 1-3/8" maximum mounting hole required
- Heating tank is not included
- This hot water faucet is ICC listed
- Reverse Osmosis Safe
- NSF/ANSI/CAN 61: Q ≤ 1

Standard Finishes

MT1800-NL/CHBRZ	Champagne Bronze	\$ 1013
MT1800-NL/CPB	Polished Chrome	\$ 511
MT1800-NL/MB	Matte Black	\$ 861
MT1800-NL/ORB	Oil Rubbed Bronze	\$ 770
MT1800-NL/PVDBRN	PVD Brushed Nickel	\$ 565
MT1800-NL/PVDPN	PVD Polished Nickel	\$ 565
MT1800-NL/VB	Venetian Bronze	\$ 770

Group 1 Finishes

All Group 1 Finishes **\$ 861**

Group 2 Finishes

All Group 2 Finishes **\$ 1013**



Francis Anthony Collection

Hot Water Faucet with Contemporary Round Body & Handle (120° Spout)

MT1820-NL

- These Lead Free faucets are only compatible with the Little Gourmet® heating tank (MT641-3)
- 1/4 Turn Ceramic Cartridge
- 1-3/16" minimum to 1-3/8" maximum mounting hole required
- Heating tank is not included
- This hot water faucet is ICC listed
- Reverse Osmosis Safe
- NSF/ANSI/CAN 61: Q ≤ 1



Duet

Knurled



Francis Anthony Collection

MT1820-NL

Standard Finishes

MT1820-NL/BRS	Brushed Stainless	\$ 902
MT1820-NL/CHBRZ	Champagne Bronze	\$ 1062
MT1820-NL/CPB	Polished Chrome	\$ 535
MT1820-NL/MB	Matte Black	\$ 902
MT1820-NL/ORB	Oil Rubbed Bronze	\$ 806
MT1820-NL/PVDBRN	PVD Brushed Nickel	\$ 591
MT1820-NL/PVDPN	PVD Polished Nickel	\$ 591
MT1820-NL/ULB	Unlacquered Brass	\$ 535
MT1820-NL/VB	Venetian Bronze	\$ 806

Group 1 Finishes

All Group 1 Finishes	\$ 902
----------------------	--------

Group 2 Finishes

All Group 2 Finishes	\$ 1062
----------------------	---------

Duet Finishes

(Matte Black is the Base Color for All Duet Products)

MT1820-NLD/PVDBRN	Brushed Nickel	\$ 970
MT1820-NLD/CHBRZ	Champagne Bronze	\$ 970
MT1820-NLD/CPB	Polished Chrome	\$ 970
MT1820-NLD/PVDPN	Polished Nickel	\$ 970

Knurled Duet Finishes

(Matte Black is the Base Color for All Duet Products)

MT1820-NLDK/PVDBRN	Brushed Nickel	\$ 1047
MT1820-NLDK/CHBRZ	Champagne Bronze	\$ 1047
MT1820-NLDK/CPB	Polished Chrome	\$ 1047
MT1820-NLDK/PVDPN	Polished Nickel	\$ 1047

Knurled Accent Only

(Knurling Added to Handle and Faucet Tip)

MT1820-NLK/PVDBRN	Brushed Nickel	\$ 1047
MT1820-NLK/CHBRZ	Champagne Bronze	\$ 1047
MT1820-NLK/CPB	Polished Chrome	\$ 1047
MT1820-NLK/PVDPN	Polished Nickel	\$ 1047

MT1820 Duet Finish Combinations



Base:
Matte Black (MB)

Accent:
Brushed Nickel (BRN)



Base:
Matte Black (MB)

Accent:
Polished Chrome (CPB)



Base:
Matte Black (MB)

Accent:
Polished Nickel (PN)



Base:
Matte Black (MB)

Accent:
Champagne Bronze (CHBRZ)



Hot Water Faucet with Contemporary Round Body & Industrial Lever Handle (120° Spout)

MT1820-NLIH

- These Lead Free faucets are only compatible with the Little Gourmet® heating tank (MT641-3)
- 1/4 Turn Ceramic Cartridge
- 1-3/16" minimum to 1-3/8" maximum mounting hole required
- Heating tank is not included
- This hot water faucet is ICC listed
- Reverse Osmosis Safe
- NSF/ANSI/CAN 61: Q ≤ 1

Standard Finishes

MT1820-NLIH/BRS	Brushed Stainless	\$ 996
MT1820-NLIH/CHBRZ	Champagne Bronze	\$ 1174
MT1820-NLIH/CPB	Polished Chrome	\$ 613
MT1820-NLIH/MB	Matte Black	\$ 996
MT1820-NLIH/ORB	Oil Rubbed Bronze	\$ 895
MT1820-NLIH/PVDBRN	PVD Brushed Nickel	\$ 669
MT1820-NLIH/PVDPN	PVD Polished Nickel	\$ 669
MT1820-NLIH/ULB	Unlacquered Brass	\$ 613
MT1820-NLIH/VB	Venetian Bronze	\$ 895

Group 1 Finishes

All Group 1 Finishes **\$ 996**

Group 2 Finishes


All Group 2 Finishes **\$ 1174**



*Francis Anthony
Collection*

MT1820-NLIH

Notes:



MT1830-NL

Duet

Knurled



Francis Anthony
collection

Hot Water Faucet with Contemporary Round Body & Handle (90° Spout)

MT1830-NL

- These Lead Free faucets are only compatible with the Little Gourmet® heating tank (MT641-3)
- 1/4 Turn Ceramic Cartridge
- 1-3/16" minimum to 1-3/8" maximum mounting hole required
- Heating tank is not included
- This hot water faucet is ICC listed
- Reverse Osmosis Safe
- NSF/ANSI/CAN 61: Q ≤ 1

Standard Finishes

MT1830-NL/BRS	Brushed Stainless	\$ 861
MT1830-NL/CHBRZ	Champagne Bronze	\$ 1013
MT1830-NL/CPB	Polished Chrome	\$ 511
MT1830-NL/MB	Matte Black	\$ 861
MT1830-NL/ORB	Oil Rubbed Bronze	\$ 770
MT1830-NL/PVDBRN	PVD Brushed Nickel	\$ 565
MT1830-NL/PVDPN	PVD Polished Nickel	\$ 565
MT1830-NL/ULB	Unlacquered Brass	\$ 511
MT1830-NL/VB	Venetian Bronze	\$ 770

Group 1 Finishes

All Group 1 Finishes	\$ 861
----------------------	---------------

Group 2 Finishes

All Group 2 Finishes	\$ 1013
----------------------	----------------

Duet Finishes

(Matte Black is the Base Color for All Duet Products)

MT1830-NLD/PVDBRN	Brushed Nickel	\$ 929
MT1830-NLD/CHBRZ	Champagne Bronze	\$ 929
MT1830-NLD/CPB	Polished Chrome	\$ 929
MT1830-NLD/PVDPN	Polished Nickel	\$ 929

Knurled Duet Finishes

(Matte Black is the Base Color for All Duet Products)

MT1830-NLDK/PVDBRN	Brushed Nickel	\$ 1007
MT1830-NLDK/CHBRZ	Champagne Bronze	\$ 1007
MT1830-NLDK/CPB	Polished Chrome	\$ 1007
MT1830-NLDK/PVDPN	Polished Nickel	\$ 1007

Knurled Accent Only

(Knurling Added to Handle and Faucet Tip)

MT1830-NLK/PVDBRN	Brushed Nickel	\$ 1007
MT1830-NLK/CHBRZ	Champagne Bronze	\$ 1007
MT1830-NLK/CPB	Polished Chrome	\$ 1007
MT1830-NLK/PVDPN	Polished Nickel	\$ 1007

MT1830 Duet Finish Combinations



Base:
Matte Black (MB)

Accent:
Brushed Nickel (BRN)



Base:
Matte Black (MB)

Accent:
Polished Chrome (CPB)



Base:
Matte Black (MB)

Accent:
Polished Nickel (PN)



Base:
Matte Black (MB)

Accent:
Champagne Bronze (CHBRZ)



Hot Water Faucet with Contemporary Round Body & Industrial Lever Handle (90° Spout)



Francis Anthony
Collection

MT1830-NLIH

MT1830-NLIH

- These Lead Free faucets are only compatible with the Little Gourmet® heating tank (MT641-3)
- 1/4 Turn Ceramic Cartridge
- 1-3/16" minimum to 1-3/8" maximum mounting hole required
- Heating tank is not included
- This hot water faucet is ICC listed
- Reverse Osmosis Safe
- NSF/ANSI/CAN 61: Q ≤ 1

Standard Finishes

MT1830-NLIH/BRS	Brushed Stainless	\$ 941
MT1830-NLIH/CHBRZ	Champagne Bronze	\$ 1107
MT1830-NLIH/CPB	Polished Chrome	\$ 577
MT1830-NLIH/MB	Matte Black	\$ 941
MT1830-NLIH/ORB	Oil Rubbed Bronze	\$ 843
MT1830-NLIH/PVDBRN	PVD Brushed Nickel	\$ 631
MT1830-NLIH/PVDPN	PVD Polished Nickel	\$ 631
MT1830-NLIH/ULB	Unlacquered Brass	\$ 577
MT1830-NLIH/VB	Venetian Bronze	\$ 843

Group 1 Finishes

All Group 1 Finishes \$ 941

Group 2 Finishes

All Group 2 Finishes \$ 1107

Notes:

Hot Water Faucet with Contemporary Round Body & Handle



MT1840-NL

Duet

Knurled



Francis Anthony Collection

MT1840-NL

- These Lead Free faucets are only compatible with the Little Gourmet® heating tank (MT641-3)
- 1/4 Turn Ceramic Cartridge
- 1-3/16" minimum to 1-3/8" maximum mounting hole required
- Heating tank is not included
- This hot water faucet is ICC listed
- Reverse Osmosis Safe
- NSF/ANSI/CAN 61: Q ≤ 1

* **MT1840/SS Replaces Discontinued MT1400/SS**

Standard Finishes

MT1840/SS	Stainless Steel	\$ 528
MT1840-NL/CHBRZ	Champagne Bronze	\$ 1013
MT1840-NL/CPB	Polished Chrome	\$ 511
MT1840-NL/MB	Matte Black	\$ 861
MT1840-NL/ORB	Oil Rubbed Bronze	\$ 770
MT1840-NL/PVDBRN	PVD Brushed Nickel	\$ 565
MT1840-NL/PVDPN	PVD Polished Nickel	\$ 565
MT1840-NL/ULB	Unlacquered Brass	\$ 511
MT1840-NL/VB	Venetian Bronze	\$ 770

Group 1 Finishes

All Group 1 Finishes	\$ 861
----------------------	---------------

Group 2 Finishes

All Group 2 Finishes	\$ 1013
----------------------	----------------

Duet Finishes

(Matte Black is the Base Color for All Duet Products)

MT1840-NLD/PVDBRN	Brushed Nickel	\$ 929
MT1840-NLD/CHBRZ	Champagne Bronze	\$ 929
MT1840-NLD/CPB	Polished Chrome	\$ 929
MT1840-NLD/PVDPN	Polished Nickel	\$ 929

Knurled Duet Finishes

(Matte Black is the Base Color for All Duet Products)

MT1840-NLDK/PVDBRN	Brushed Nickel	\$ 1007
MT1840-NLDK/CHBRZ	Champagne Bronze	\$ 1007
MT1840-NLDK/CPB	Polished Chrome	\$ 1007
MT1840-NLDK/PVDPN	Polished Nickel	\$ 1007

Knurled Accent Only

(Knurling Added to Handle and Faucet Tip)

MT1840-NLK/PVDBRN	Brushed Nickel	\$ 1007
MT1840-NLK/CHBRZ	Champagne Bronze	\$ 1007
MT1840-NLK/CPB	Polished Chrome	\$ 1007
MT1840-NLK/PVDPN	Polished Nickel	\$ 1007

MT1840 Duet Finish Combinations



Base:
Matte Black (MB)

Accent:
Brushed Nickel (BRN)



Base:
Matte Black (MB)

Accent:
Polished Chrome (CPB)



Base:
Matte Black (MB)

Accent:
Polished Nickel (PN)



Base:
Matte Black (MB)

Accent:
Champagne Bronze (CHBRZ)



Hot Water Faucet with Contemporary Round Body & Industrial Lever Handle

MT1840-NLIH

- These Lead Free faucets are only compatible with the Little Gourmet® heating tank (MT641-3)
- 1/4 Turn Ceramic Cartridge
- 1-3/16" minimum to 1-3/8" maximum mounting hole required
- Heating tank is not included
- This hot water faucet is ICC listed
- Reverse Osmosis Safe
- NSF/ANSI/CAN 61: Q ≤ 1



Francis Anthony Collection

MT1840-NLIH

Standard Finishes

MT1840-NLIH/BRS	Brushed Stainless	\$ 941
MT1840-NLIH/CHBRZ	Champagne Bronze	\$ 1107
MT1840-NLIH/CPB	Polished Chrome	\$ 577
MT1840-NLIH/MB	Matte Black	\$ 941
MT1840-NLIH/ORB	Oil Rubbed Bronze	\$ 843
MT1840-NLIH/PVDBRN	PVD Brushed Nickel	\$ 631
MT1840-NLIH/PVDPN	PVD Polished Nickel	\$ 631
MT1840-NLIH/ULB	Unlacquered Brass	\$ 577
MT1840-NLIH/VB	Venetian Bronze	\$ 843

Group 1 Finishes

All Group 1 Finishes \$ 941

Group 2 Finishes

All Group 2 Finishes \$ 1107

Notes:



MT1850-NL

Francis Anthony
Collection



MT1870-NL

Francis Anthony
Collection

Hot Water Faucet with Traditional Curved Body & Curved Handle

MT1850-NL

- These Lead Free faucets are only compatible with the Little Gourmet® heating tank (MT641-3)
- 1/4 Turn Ceramic Cartridge
- 1-3/16" minimum to 1-3/8" maximum mounting hole required
- Heating tank is not included
- This hot water faucet is ICC listed
- Reverse Osmosis Safe
- NSF/ANSI/CAN 61: Q ≤ 1

Standard Finishes

MT1850-NL/BRS	Brushed Stainless	\$ 861
MT1850-NL/CHBRZ	Champagne Bronze	\$ 1013
MT1850-NL/CPB	Polished Chrome	\$ 511
MT1850-NL/MB	Matte Black	\$ 861
MT1850-NL/ORB	Oil Rubbed Bronze	\$ 770
MT1850-NL/PVDBRN	PVD Brushed Nickel	\$ 565
MT1850-NL/PVDPN	PVD Polished Nickel	\$ 565
MT1850-NL/ULB	Unlacquered Brass	\$ 511
MT1850-NL/VB	Venetian Bronze	\$ 770

Group 1 Finishes

All Group 1 Finishes **\$ 861**

Group 2 Finishes

All Group 2 Finishes **\$ 1013**

Hot Water Faucet with Traditional Double Curved Body & Curved Handle

MT1870-NL

- These Lead Free faucets are only compatible with the Little Gourmet® heating tank (MT641-3)
- 1/4 Turn Ceramic Cartridge
- 1-3/16" minimum to 1-3/8" maximum mounting hole required
- Heating tank is not included
- This hot water faucet is ICC listed
- Reverse Osmosis Safe
- NSF/ANSI/CAN 61: Q ≤ 1

Standard Finishes

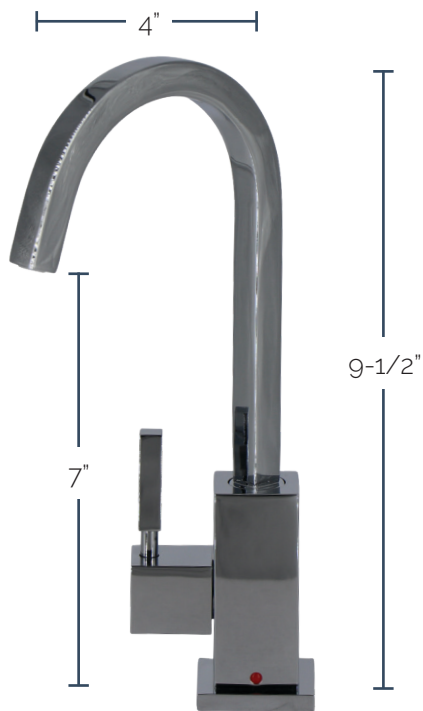
MT1870-NL/BRS	Brushed Stainless	\$ 861
MT1870-NL/CHBRZ	Champagne Bronze	\$ 1013
MT1870-NL/CPB	Polished Chrome	\$ 511
MT1870-NL/MB	Matte Black	\$ 861
MT1870-NL/ORB	Oil Rubbed Bronze	\$ 770
MT1870-NL/PVDBRN	PVD Brushed Nickel	\$ 565
MT1870-NL/PVDPN	PVD Polished Nickel	\$ 565
MT1870-NL/ULB	Unlacquered Brass	\$ 511
MT1870-NL/VB	Venetian Bronze	\$ 770

Group 1 Finishes

All Group 1 Finishes **\$ 861**

Group 2 Finishes

All Group 2 Finishes **\$ 1013**



Francis Anthony
Collection 2

MT1880-NL

Hot Water Faucet with Contemporary Square Body

MT1880-NL

- These Lead Free faucets are only compatible with the Little Gourmet® heating tank (MT641-3)
- 1/4 Turn Ceramic Cartridge
- 1-3/16" minimum to 1-3/8" maximum mounting hole required
- Heating tank is not included
- This hot water faucet is ICC listed
- Reverse Osmosis Safe
- NSF/ANSI/CAN 61: Q ≤ 1

Standard Finishes

MT1880-NL/BRS	Brushed Stainless	\$ 1128
MT1880-NL/CHBRZ	Champagne Bronze	\$ 1326
MT1880-NL/CPB	Polished Chrome	\$ 669
MT1880-NL/MB	Matte Black	\$ 1128
MT1880-NL/ORB	Oil Rubbed Bronze	\$ 1009
MT1880-NL/PVDBRN	PVD Brushed Nickel	\$ 739
MT1880-NL/PVDPN	PVD Polished Nickel	\$ 739
MT1880-NL/ULB	Unlacquered Brass	\$ 669
MT1880-NL/VB	Venetian Bronze	\$ 1009

Group 1 Finishes

All Group 1 Finishes	\$ 1128
----------------------	----------------

Group 2 Finishes

All Group 2 Finishes	\$ 1326
----------------------	----------------

Notes:



Little Gourmet
Premium Hot Water Dispenser

See the Little Gourmet® Premium Hot Water Dispenser on Page 69

Francis Anthony
Collection



MT1800DIY-NL



MT1820DIY-NL

Hot Water Faucet with Modern Curved Body & Handle Handle & Little Gourmet® Premium Hot Water Tank

MT1800DIY-NL

- 1/4 Turn Ceramic Cartridge
- 1-3/16" minimum to 1-3/8" maximum mounting hole required
- This hot water faucet is ICC listed
- Reverse Osmosis Safe
- NSF/ANSI/CAN 61: Q ≤ 1

Standard Finishes

MT1800DIY-NL/CHBRZ	Champagne Bronze	\$ 1737
MT1800DIY-NL/CPB	Polished Chrome	\$ 1234
MT1800DIY-NL/MB	Matte Black	\$ 1584
MT1800DIY-NL/ORB	Oil Rubbed Bronze	\$ 1494
MT1800DIY-NL/PVDBRN	PVD Brushed Nickel	\$ 1288
MT1800DIY-NL/PVDPN	PVD Polished Nickel	\$ 1288
MT1800DIY-NL/VB	Venetian Bronze	\$ 1494

Group 1 Finishes

All Group 1 Finishes **\$ 1584**

Group 2 Finishes

All Group 2 Finishes **\$ 1737**

Hot Water Faucet with Contemporary Round Body & Handle (120° Spout) & Little Gourmet® Premium Hot Water Tank

MT1820DIY-NL

- 1/4 Turn Ceramic Cartridge
- 1-3/16" minimum to 1-3/8" maximum mounting hole required
- This hot water faucet is ICC listed
- Reverse Osmosis Safe
- NSF/ANSI/CAN 61: Q ≤ 1

Standard Finishes

MT1820DIY-NL/BRS	Brushed Stainless	\$ 1508
MT1820DIY-NL/CHBRZ	Champagne Bronze	\$ 1647
MT1820DIY-NL/CPB	Polished Chrome	\$ 1188
MT1820DIY-NL/MB	Matte Black	\$ 1508
MT1820DIY-NL/ORB	Oil Rubbed Bronze	\$ 1425
MT1820DIY-NL/PVDBRN	PVD Brushed Nickel	\$ 1238
MT1820DIY-NL/PVDPN	PVD Polished Nickel	\$ 1238
MT1820DIY-NL/ULB	Unlacquered Brass	\$ 1188
MT1820DIY-NL/VB	Venetian Bronze	\$ 1425

Group 1 Finishes

All Group 1 Finishes **\$ 1508**

Group 2 Finishes

All Group 2 Finishes **\$ 1647**



Francis Anthony Collection



MT1830DIY-NL



MT1840DIY-NL



Hot Water Faucet with Contemporary Round Body & Handle (90° Spout) & Little Gourmet® Premium Hot Water Tank

MT1830DIY-NL

- 1/4 Turn Ceramic Cartridge
- 1-3/16" minimum to 1-3/8" maximum mounting hole required
- This hot water faucet is ICC listed
- Reverse Osmosis Safe
- NSF/ANSI/CAN 61: Q ≤ 1

Standard Finishes

MT1830DIY-NL/BRS	Brushed Stainless	\$ 1584
MT1830DIY-NL/CHBRZ	Champagne Bronze	\$ 1737
MT1830DIY-NL/CPB	Polished Chrome	\$ 1234
MT1830DIY-NL/MB	Matte Black	\$ 1584
MT1830DIY-NL/ORB	Oil Rubbed Bronze	\$ 1494
MT1830DIY-NL/PVDBRN	PVD Brushed Nickel	\$ 1288
MT1830DIY-NL/PVDPN	PVD Polished Nickel	\$ 1288
MT1830DIY-NL/ULB	Unlacquered Brass	\$ 1234
MT1830DIY-NL/VB	Venetian Bronze	\$ 1494

Group 1 Finishes

All Group 1 Finishes **\$ 1584**

Group 2 Finishes

All Group 2 Finishes **\$ 1737**

Hot Water Faucet with Contemporary Round Body & Handle & Little Gourmet® Premium Hot Water Tank

MT1840DIY-NL

- 1/4 Turn Ceramic Cartridge
- 1-3/16" minimum to 1-3/8" maximum mounting hole required
- This hot water faucet is ICC listed
- Reverse Osmosis Safe
- NSF/ANSI/CAN 61: Q ≤ 1

* **MT1840/SS Replaces Discontinued MT1400/SS**

Standard Finishes

MT1840DIY/SS	Stainless Steel	\$ 1584
MT1840DIY-NL/CHBRZ	Champagne Bronze	\$ 1737
MT1840DIY-NL/CPB	Polished Chrome	\$ 1234
MT1840DIY-NL/MB	Matte Black	\$ 1584
MT1840DIY-NL/ORB	Oil Rubbed Bronze	\$ 1494
MT1840DIY-NL/PVDBRN	PVD Brushed Nickel	\$ 1288
MT1840DIY-NL/PVDPN	PVD Polished Nickel	\$ 1288
MT1840DIY-NL/ULB	Unlacquered Brass	\$ 1234
MT1840DIY-NL/VB	Venetian Bronze	\$ 1494

Group 1 Finishes

All Group 1 Finishes **\$ 1584**

Group 2 Finishes

All Group 2 Finishes **\$ 1737**

Francis Anthony Collection



MT1850DIY-NL RO COMPATIBLE



MT1870DIY-NL

Hot Water Faucet with Traditional Curved Body & Curved Handle & Little Gourmet® Premium Hot Water Tank

MT1850DIY-NL

- 1/4 Turn Ceramic Cartridge
- 1-3/16" minimum to 1-3/8" maximum mounting hole required
- This hot water faucet is ICC listed
- Reverse Osmosis Safe
- NSF/ANSI/CAN 61: Q ≤ 1

Standard Finishes

MT1850DIY-NL/BRS	Brushed Stainless	\$ 1584
MT1850DIY-NL/CHBRZ	Champagne Bronze	\$ 1737
MT1850DIY-NL/CPB	Polished Chrome	\$ 1234
MT1850DIY-NL/MB	Matte Black	\$ 1584
MT1850DIY-NL/ORB	Oil Rubbed Bronze	\$ 1494
MT1850DIY-NL/PVDBRN	PVD Brushed Nickel	\$ 1288
MT1850DIY-NL/PVDPN	PVD Polished Nickel	\$ 1288
MT1850DIY-NL/ULB	Unlacquered Brass	\$ 1234
MT1850DIY-NL/VB	Venetian Bronze	\$ 1494

Group 1 Finishes

All Group 1 Finishes **\$ 1584**

Group 2 Finishes

All Group 2 Finishes **\$ 1737**

Hot Water Faucet with Traditional Double Curved Body & Curved Handle & Little Gourmet® Premium Hot Water Tank

MT1870DIY-NL

- 1/4 Turn Ceramic Cartridge
- 1-3/16" minimum to 1-3/8" maximum mounting hole required
- This hot water faucet is ICC listed
- Reverse Osmosis Safe
- NSF/ANSI/CAN 61: Q ≤ 1

Standard Finishes

MT1870DIY-NL/BRS	Brushed Stainless	\$ 1584
MT1870DIY-NL/CHBRZ	Champagne Bronze	\$ 1737
MT1870DIY-NL/CPB	Polished Chrome	\$ 1234
MT1870DIY-NL/MB	Matte Black	\$ 1584
MT1870DIY-NL/ORB	Oil Rubbed Bronze	\$ 1494
MT1870DIY-NL/PVDBRN	PVD Brushed Nickel	\$ 1288
MT1870DIY-NL/PVDPN	PVD Polished Nickel	\$ 1288
MT1870DIY-NL/ULB	Unlacquered Brass	\$ 1234
MT1870DIY-NL/VB	Venetian Bronze	\$ 1494

Group 1 Finishes

All Group 1 Finishes **\$ 1584**

Group 2 Finishes

All Group 2 Finishes **\$ 1737**



Francis Anthony Collection

Hot Water Faucet with Contemporary Square Body & Little Gourmet® Premium Hot Water Tank



MT1880DIY-NL

- 1/4 Turn Ceramic Cartridge
- 1-3/16" minimum to 1-3/8" maximum mounting hole required
- This hot water faucet is ICC listed
- Reverse Osmosis Safe
- NSF/ANSI/CAN 61: Q ≤ 1

Standard Finishes

MT1880DIY-NL/BRS	Brushed Stainless	\$ 1851
MT1880DIY-NL/CHBRZ	Champagne Bronze	\$ 2050
MT1880DIY-NL/CPB	Polished Chrome	\$ 1392
MT1880DIY-NL/MB	Matte Black	\$ 1851
MT1880DIY-NL/ORB	Oil Rubbed Bronze	\$ 1732
MT1880DIY-NL/PVDBRN	PVD Brushed Nickel	\$ 1462
MT1880DIY-NL/PVDPN	PVD Polished Nickel	\$ 1462
MT1880DIY-NL/ULB	Unlacquered Brass	\$ 1392
MT1880DIY-NL/VB	Venetian Bronze	\$ 1732

Group 1 Finishes






All Group 1 Finishes **\$ 1851**

Group 2 Finishes

All Group 2 Finishes **\$ 2050**

Notes:

Hot & Cold Water Faucets Table of Contents

Image	Model Number	Duet Finishes	Knurling	Industrial Handle	Page
	MT1801-NL	NO	NO	NO	90
	MT1821-NL	YES	YES	NO	91
	MT1821-NLIH	NO	NO	YES	92
	MT1831-NL	YES	YES	NO	93
	MT1831-NLIH	NO	NO	YES	94
	MT1841-NL	YES	YES	NO	95
	MT1841-NLIH	NO	NO	YES	96
	MT1851-NL	NO	NO	NO	97
	MT1871-NL	NO	NO	NO	97
	MT1881-NL	NO	NO	NO	98

For Hot Tank

Francis Anthony Collection
76 - 84

Francis Anthony + Little
Gourmet® Packages
85 - 88

For Filters, Chiller, & Hot Tank

Francis Anthony Collection
90 - 98

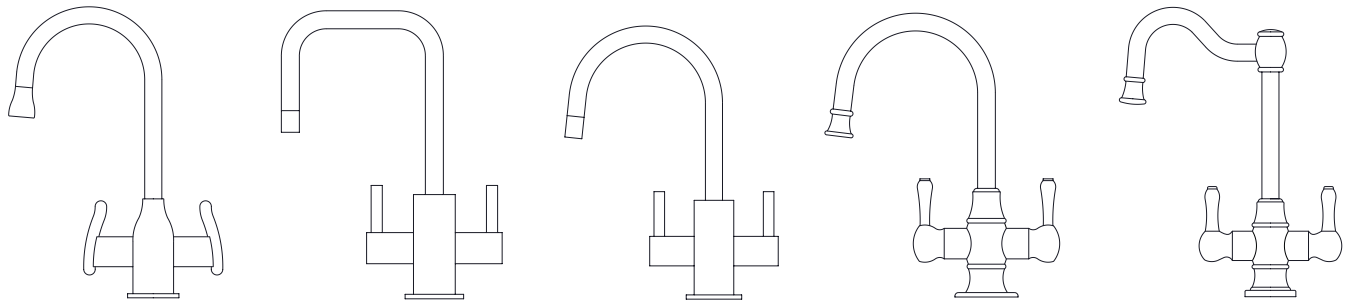
Francis Anthony + Little
Gourmet® Packages
99 - 102

For Filters & Chiller

Francis Anthony Collection
104 - 112

Additional Collections
113 - 114

Francis Anthony + Mountain
Pure® Filter Packages
115 - 118



Francis Anthony Collection



MT1801-NL

Hot & Cold Water Faucet with Modern Curved Body & Handles

MT1801-NL

- These Lead Free faucets are only compatible with the Little Gourmet® heating tank (MT641-3)
- 1/4 Turn Ceramic Cartridge
- 1-3/16" minimum to 1-3/8" maximum mounting hole required
- Heating tank is not included
- This hot & cold water faucet is ICC listed
- Reverse Osmosis Safe
- NSF/ANSI/CAN 61: Q ≤ 1

Standard Finishes

MT1801-NL/CHBRZ	Champagne Bronze	\$ 1285
MT1801-NL/CPB	Polished Chrome	\$ 684
MT1801-NL/MB	Matte Black	\$ 1091
MT1801-NL/ORB	Oil Rubbed Bronze	\$ 974
MT1801-NL/PVDBRN	PVD Brushed Nickel	\$ 770
MT1801-NL/PVDPN	PVD Polished Nickel	\$ 770
MT1801-NL/VB	Venetian Bronze	\$ 974

Group 1 Finishes

All Group 1 Finishes \$ 1091

Group 2 Finishes

All Group 2 Finishes \$ 1285



Francis Anthony Collection

Hot & Cold Water Faucet with Contemporary Round Body & Handles (120° Spout)



- MT1821-NL**
- These Lead Free faucets are only compatible with the Little Gourmet® heating tank (MT641-3)
 - 1/4 Turn Ceramic Cartridge
 - 1-3/16" minimum to 1-3/8" maximum mounting hole required
 - Heating tank is not included
 - This hot & cold water faucet is ICC listed
 - Reverse Osmosis Safe
 - NSF/ANSI/CAN 61: Q ≤ 1

Standard Finishes

MT1821-NL/BRS	Brushed Stainless	\$ 1143
MT1821-NL/CHBRZ	Champagne Bronze	\$ 1348
MT1821-NL/CPB	Polished Chrome	\$ 715
MT1821-NL/MB	Matte Black	\$ 1143
MT1821-NL/ORB	Oil Rubbed Bronze	\$ 1021
MT1821-NL/PVDBRN	PVD Brushed Nickel	\$ 806
MT1821-NL/PVDPN	PVD Polished Nickel	\$ 806
MT1821-NL/ULB	Unlacquered Brass	\$ 715
MT1821-NL/VB	Venetian Bronze	\$ 1021

Group 1 Finishes
All Group 1 Finishes **\$ 1143**

Group 2 Finishes
All Group 2 Finishes **\$ 1348**

Duet Finishes (Matte Black is the Base Color for All Duet Products)

MT1821-NLD/PVDBRN	Brushed Nickel	\$ 1229
MT1821-NLD/CHBRZ	Champagne Bronze	\$ 1229
MT1821-NLD/CPB	Polished Chrome	\$ 1229
MT1821-NLD/PVDPN	Polished Nickel	\$ 1229

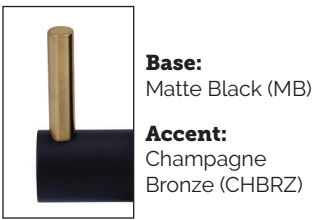



Knurled Duet Finishes (Matte Black is the Base Color for All Duet Products)

MT1821-NLDK/PVDBRN	Brushed Nickel	\$ 1341
MT1821-NLDK/CHBRZ	Champagne Bronze	\$ 1341
MT1821-NLDK/CPB	Polished Chrome	\$ 1341
MT1821-NLDK/PVDPN	Polished Nickel	\$ 1341

Knurled Accent Only (Knurling Added to Handle and Faucet Tip)

MT1821-NLK/PVDBRN	Brushed Nickel	\$ 1341
MT1821-NLK/CHBRZ	Champagne Bronze	\$ 1341
MT1821-NLK/CPB	Polished Chrome	\$ 1341
MT1821-NLK/PVDPN	Polished Nickel	\$ 1341

MT1821 Duet Finish Combinations





Hot & Cold Water Faucet with Contemporary Round Body & Industrial Lever Handles (120° Spout)



Francis Anthony
Collection

MT1821-NLIH

MT1821-NLIH

- These Lead Free faucets are only compatible with the Little Gourmet® heating tank (MT641-3)
- 1/4 Turn Ceramic Cartridge
- 1-3/16" minimum to 1-3/8" maximum mounting hole required
- Heating tank is not included
- This hot & cold water faucet is ICC listed
- Reverse Osmosis Safe
- NSF/ANSI/CAN 61: Q ≤ 1

Standard Finishes

MT1821-NLIH/BRS	Brushed Stainless	\$ 1324
MT1821-NLIH/CHBRZ	Champagne Bronze	\$ 1556
MT1821-NLIH/CPB	Polished Chrome	\$ 860
MT1821-NLIH/MB	Matte Black	\$ 1324
MT1821-NLIH/ORB	Oil Rubbed Bronze	\$ 1187
MT1821-NLIH/PVDBRN	PVD Brushed Nickel	\$ 983
MT1821-NLIH/PVDPN	PVD Polished Nickel	\$ 983
MT1821-NLIH/ULB	Unlacquered Brass	\$ 860
MT1821-NLIH/VB	Venetian Bronze	\$ 1187

Group 1 Finishes

All Group 1 Finishes	\$ 1324
----------------------	---------

Group 2 Finishes

All Group 2 Finishes	\$ 1556
----------------------	---------

Notes:

Hot & Cold Water Faucet with Contemporary Round Body & Handles (90° Spout)



MT1831-NL

Duet

Knurled



Francis Anthony
Collection

MT1831-NL

- These Lead Free faucets are only compatible with the Little Gourmet® heating tank (MT641-3)
- 1/4 Turn Ceramic Cartridge
- 1-3/16" minimum to 1-3/8" maximum mounting hole required
- Heating tank is not included
- This hot & cold water faucet is ICC listed
- Reverse Osmosis Safe
- NSF/ANSI/CAN 61: Q ≤ 1

Standard Finishes

MT1831-NL/BRS	Brushed Stainless	\$ 1091
MT1831-NL/CHBRZ	Champagne Bronze	\$ 1285
MT1831-NL/CPB	Polished Chrome	\$ 684
MT1831-NL/MB	Matte Black	\$ 1091
MT1831-NL/ORB	Oil Rubbed Bronze	\$ 974
MT1831-NL/PVDBRN	PVD Brushed Nickel	\$ 770
MT1831-NL/PVDPN	PVD Polished Nickel	\$ 770
MT1831-NL/ULB	Unlacquered Brass	\$ 684
MT1831-NL/VB	Venetian Bronze	\$ 974

Group 1 Finishes

All Group 1 Finishes	\$ 1091
----------------------	----------------

Group 2 Finishes

All Group 2 Finishes	\$ 1285
----------------------	----------------

Duet Finishes

(Matte Black is the Base Color for All Duet Products)

MT1831-NLD/PVDBRN	Brushed Nickel	\$ 1189
MT1831-NLD/CHBRZ	Champagne Bronze	\$ 1189
MT1831-NLD/CPB	Polished Chrome	\$ 1189
MT1831-NLD/PVDPN	Polished Nickel	\$ 1189

Knurled Duet Finishes

(Matte Black is the Base Color for All Duet Products)

MT1831-NLDK/PVDBRN	Brushed Nickel	\$ 1302
MT1831-NLDK/CHBRZ	Champagne Bronze	\$ 1302
MT1831-NLDK/CPB	Polished Chrome	\$ 1302
MT1831-NLDK/PVDPN	Polished Nickel	\$ 1302

Knurled Accent Only

(Knurling Added to Handle and Faucet Tip)

MT1831-NLK/PVDBRN	Brushed Nickel	\$ 1302
MT1831-NLK/CHBRZ	Champagne Bronze	\$ 1302
MT1831-NLK/CPB	Polished Chrome	\$ 1302
MT1831-NLK/PVDPN	Polished Nickel	\$ 1302

MT1831 Duet Finish Combinations



Base:
Matte Black (MB)

Accent:
Brushed Nickel (BRN)



Base:
Matte Black (MB)

Accent:
Polished Chrome (CPB)



Base:
Matte Black (MB)

Accent:
Polished Nickel (PN)

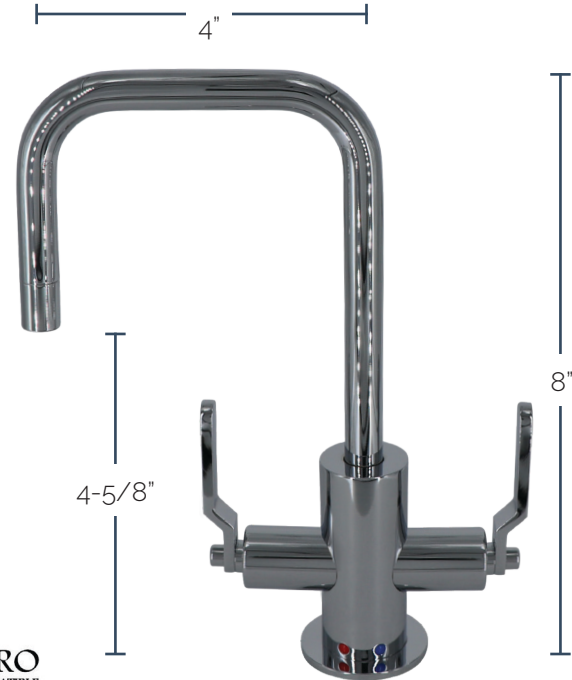


Base:
Matte Black (MB)

Accent:
Champagne Bronze (CHBRZ)



Hot & Cold Water Faucet with Contemporary Round Body & Industrial Lever Handles (90° Spout)



MT1831-NLIH

- These Lead Free faucets are only compatible with the Little Gourmet® heating tank (MT641-3)
- 1/4 Turn Ceramic Cartridge
- 1-3/16" minimum to 1-3/8" maximum mounting hole required
- Heating tank is not included
- This hot & cold water faucet is ICC listed
- Reverse Osmosis Safe
- NSF/ANSI/CAN 61: Q ≤ 1

Standard Finishes

MT1831-NLIH/BRS	Brushed Stainless	\$ 1252
MT1831-NLIH/CHBRZ	Champagne Bronze	\$ 1474
MT1831-NLIH/CPB	Polished Chrome	\$ 819
MT1831-NLIH/MB	Matte Black	\$ 1252
MT1831-NLIH/ORB	Oil Rubbed Bronze	\$ 1124
MT1831-NLIH/PVDBRN	PVD Brushed Nickel	\$ 903
MT1831-NLIH/PVDPN	PVD Polished Nickel	\$ 903
MT1831-NLIH/ULB	Unlacquered Brass	\$ 819
MT1831-NLIH/VB	Venetian Bronze	\$ 1124

Group 1 Finishes

All Group 1 Finishes **\$ 1252**

Group 2 Finishes

All Group 2 Finishes **\$ 1474**



Francis Anthony
Collection

MT1831-NLIH

Notes:

Hot & Cold Water Faucet with Contemporary Round Body & Handles



MT1841-NL



Francis Anthony Collection

MT1841-NL

- These Lead Free faucets are only compatible with the Little Gourmet® heating tank (MT641-3)
- 1/4 Turn Ceramic Cartridge
- 1-3/16" minimum to 1-3/8" maximum mounting hole required
- Heating tank is not included
- This hot & cold water faucet is ICC listed
- Reverse Osmosis Safe
- NSF/ANSI/CAN 61: Q ≤ 1

* MT1841/SS Replaces Discontinued MT1401/SS

Standard Finishes

MT1841/SS	Stainless Steel	\$ 1091
MT1841-NL/CHBRZ	Champagne Bronze	\$ 1285
MT1841-NL/CPB	Polished Chrome	\$ 684
MT1841-NL/MB	Matte Black	\$ 1091
MT1841-NL/ORB	Oil Rubbed Bronze	\$ 974
MT1841-NL/PVDBRN	PVD Brushed Nickel	\$ 770
MT1841-NL/PVDPN	PVD Polished Nickel	\$ 770
MT1841-NL/ULB	Unlacquered Brass	\$ 684
MT1841-NL/VB	Venetian Bronze	\$ 974

Group 1 Finishes

All Group 1 Finishes **\$ 1091**

Group 2 Finishes

All Group 2 Finishes **\$ 1285**

Duet Finishes

(Matte Black is the Base Color for All Duet Products)

MT1841-NLD/PVDBRN	Brushed Nickel	\$ 1189
MT1841-NLD/CHBRZ	Champagne Bronze	\$ 1189
MT1841-NLD/CPB	Polished Chrome	\$ 1189
MT1841-NLD/PVDPN	Polished Nickel	\$ 1189

Knurled Duet Finishes

(Matte Black is the Base Color for All Duet Products)

MT1841-NLDK/PVDBRN	Brushed Nickel	\$ 1302
MT1841-NLDK/CHBRZ	Champagne Bronze	\$ 1302
MT1841-NLDK/CPB	Polished Chrome	\$ 1302
MT1841-NLDK/PVDPN	Polished Nickel	\$ 1302

Knurled Accent Only

(Knurling Added to Handle and Faucet Tip)

MT1841-NLK/PVDBRN	Brushed Nickel	\$ 1302
MT1841-NLK/CHBRZ	Champagne Bronze	\$ 1302
MT1841-NLK/CPB	Polished Chrome	\$ 1302
MT1841-NLK/PVDPN	Polished Nickel	\$ 1302

MT1841 Duet Finish Combinations



Base:
Matte Black (MB)
Accent:
Brushed Nickel (BRN)



Base:
Matte Black (MB)
Accent:
Polished Chrome (CPB)



Base:
Matte Black (MB)
Accent:
Polished Nickel (PN)



Base:
Matte Black (MB)
Accent:
Champagne Bronze (CHBRZ)



Hot & Cold Water Faucet with Contemporary Round Body & Industrial Lever Handles

MT1841-NLIH

- These Lead Free faucets are only compatible with the Little Gourmet® heating tank (MT641-3)
- 1/4 Turn Ceramic Cartridge
- 1-3/16" minimum to 1-3/8" maximum mounting hole required
- Heating tank is not included
- This hot & cold water faucet is ICC listed
- Reverse Osmosis Safe
- NSF/ANSI/CAN 61: Q ≤ 1

Standard Finishes

MT1841-NLIH/BRS	Brushed Stainless	\$ 1252
MT1841-NLIH/CHBRZ	Champagne Bronze	\$ 1474
MT1841-NLIH/CPB	Polished Chrome	\$ 819
MT1841-NLIH/MB	Matte Black	\$ 1252
MT1841-NLIH/ORB	Oil Rubbed Bronze	\$ 1124
MT1841-NLIH/PVDBRN	PVD Brushed Nickel	\$ 903
MT1841-NLIH/PVDPN	PVD Polished Nickel	\$ 903
MT1841-NLIH/ULB	Unlacquered Brass	\$ 819
MT1841-NLIH/VB	Venetian Bronze	\$ 1124

Group 1 Finishes

All Group 1 Finishes \$ 1252

Group 2 Finishes

All Group 2 Finishes \$ 1474



Francis Anthony Collection


MT1841-NLIH

Notes:



MT1851-NL

Francis Anthony Collection



MT1871-NL

Francis Anthony Collection

Hot & Cold Water Faucet with Traditional Curved Body & Curved Handles

MT1851-NL

- These Lead Free faucets are only compatible with the Little Gourmet® heating tank (MT641-3)
- 1/4 Turn Ceramic Cartridge
- 1-3/16" minimum to 1-3/8" maximum mounting hole required
- Heating tank is not included
- This hot & cold water faucet is ICC listed
- Reverse Osmosis Safe
- NSF/ANSI/CAN 61: Q ≤ 1

Standard Finishes

MT1851-NL/BRS	Brushed Stainless	\$ 1091
MT1851-NL/CHBRZ	Champagne Bronze	\$ 1285
MT1851-NL/CPB	Polished Chrome	\$ 684
MT1851-NL/MB	Matte Black	\$ 1091
MT1851-NL/ORB	Oil Rubbed Bronze	\$ 974
MT1851-NL/PVDBRN	PVD Brushed Nickel	\$ 770
MT1851-NL/PVDPN	PVD Polished Nickel	\$ 770
MT1851-NL/ULB	Unlacquered Brass	\$ 684
MT1851-NL/VB	Venetian Bronze	\$ 974

Group 1 Finishes

All Group 1 Finishes **\$ 1091**

Group 2 Finishes

All Group 2 Finishes **\$ 1285**

Hot & Cold Water Faucet with Traditional Double Curved Body & Curved Handles

MT1871-NL

- These Lead Free faucets are only compatible with the Little Gourmet® heating tank (MT641-3)
- 1/4 Turn Ceramic Cartridge
- 1-3/16" minimum to 1-3/8" maximum mounting hole required
- Heating tank is not included
- This hot & cold water faucet is ICC listed
- Reverse Osmosis Safe
- NSF/ANSI/CAN 61: Q ≤ 1

Standard Finishes

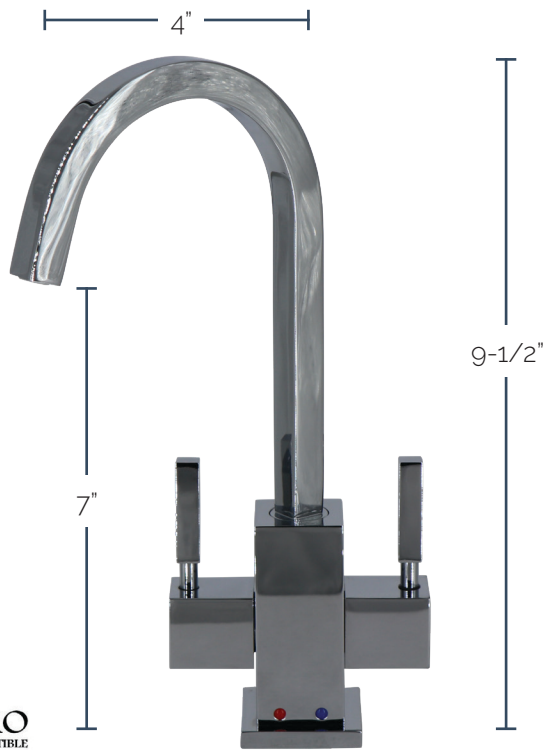
MT1871-NL/BRS	Brushed Stainless	\$ 1091
MT1871-NL/CHBRZ	Champagne Bronze	\$ 1285
MT1871-NL/CPB	Polished Chrome	\$ 684
MT1871-NL/MB	Matte Black	\$ 1091
MT1871-NL/ORB	Oil Rubbed Bronze	\$ 974
MT1871-NL/PVDBRN	PVD Brushed Nickel	\$ 770
MT1871-NL/PVDPN	PVD Polished Nickel	\$ 770
MT1871-NL/ULB	Unlacquered Brass	\$ 684
MT1871-NL/VB	Venetian Bronze	\$ 974

Group 1 Finishes

All Group 1 Finishes **\$ 1091**

Group 2 Finishes

All Group 2 Finishes **\$ 1285**



Francis Anthony Collection

MT1881-NL

Hot & Cold Water Faucet with Contemporary Square Body

MT1881-NL

- These Lead Free faucets are only compatible with the Little Gourmet® heating tank (MT641-3)
- 1/4 Turn Ceramic Cartridge
- 1-3/16" minimum to 1-3/8" maximum mounting hole required
- Heating tank is not included
- This hot & cold water faucet is ICC listed
- Reverse Osmosis Safe
- NSF/ANSI/CAN 61: Q ≤ 1

Standard Finishes

MT1881-NL/BRS	Brushed Stainless	\$ 1429
MT1881-NL/CHBRZ	Champagne Bronze	\$ 1684
MT1881-NL/CPB	Polished Chrome	\$ 895
MT1881-NL/MB	Matte Black	\$ 1429
MT1881-NL/ORB	Oil Rubbed Bronze	\$ 1275
MT1881-NL/PVDBRN	PVD Brushed Nickel	\$ 1009
MT1881-NL/PVDPN	PVD Polished Nickel	\$ 1009
MT1881-NL/ULB	Unlacquered Brass	\$ 895
MT1881-NL/VB	Venetian Bronze	\$ 1275

Group 1 Finishes

All Group 1 Finishes **\$ 1429**

Group 2 Finishes

All Group 2 Finishes **\$ 1684**

Notes:



Little Gourmet
Premium Hot Water Dispenser

See the Little Gourmet® Premium Hot Water Dispenser on Page 69

Francis Anthony
Collection



MT1801DIY-NL



Hot & Cold Water Faucet with Modern Curved Body & Handles & Little Gourmet® Premium Hot Water Tank

MT1801DIY-NL

- 1/4 Turn Ceramic Cartridge
- 1-3/16" minimum to 1-3/8" maximum mounting hole required
- This hot & cold water faucet is ICC listed
- Reverse Osmosis Safe
- NSF/ANSI/CAN 61: Q ≤ 1

Standard Finishes

MT1801DIY-NL/CHBRZ	Champagne Bronze	\$ 2009
MT1801DIY-NL/CPB	Polished Chrome	\$ 1407
MT1801DIY-NL/MB	Matte Black	\$ 1814
MT1801DIY-NL/ORB	Oil Rubbed Bronze	\$ 1698
MT1801DIY-NL/PVDBRN	PVD Brushed Nickel	\$ 1494
MT1801DIY-NL/PVDPN	PVD Polished Nickel	\$ 1494
MT1801DIY-NL/VB	Venetian Bronze	\$ 1698

Group 1 Finishes

All Group 1 Finishes **\$ 1814**

Group 2 Finishes

All Group 2 Finishes **\$ 2009**



MT1821DIY-NL



Hot & Cold Water Faucet with Contemporary Round Body & Handles (120° Spout) & Little Gourmet® Premium Hot Water Tank

MT1821DIY-NL

- 1/4 Turn Ceramic Cartridge
- 1-3/16" minimum to 1-3/8" maximum mounting hole required
- This hot & cold water faucet is ICC listed
- Reverse Osmosis Safe
- NSF/ANSI/CAN 61: Q ≤ 1

Standard Finishes

MT1821DIY-NL/BRS	Brushed Stainless	\$ 1866
MT1821DIY-NL/CHBRZ	Champagne Bronze	\$ 2071
MT1821DIY-NL/CPB	Polished Chrome	\$ 1439
MT1821DIY-NL/MB	Matte Black	\$ 1866
MT1821DIY-NL/ORB	Oil Rubbed Bronze	\$ 1744
MT1821DIY-NL/PVDBRN	PVD Brushed Nickel	\$ 1529
MT1821DIY-NL/PVDPN	PVD Polished Nickel	\$ 1529
MT1821DIY-NL/ULB	Unlacquered Brass	\$ 1439
MT1821DIY-NL/VB	Venetian Bronze	\$ 1744

Group 1 Finishes

All Group 1 Finishes **\$ 1866**

Group 2 Finishes

All Group 2 Finishes **\$ 2071**



Francis Anthony Collection



MT1831DIY-NL



MT1841DIY-NL

Hot & Cold Water Faucet with Contemporary Round Body & Handles (90° Spout) & Little Gourmet® Premium Hot Water Tank

MT1831DIY-NL

- 1/4 Turn Ceramic Cartridge
- 1-3/16" minimum to 1-3/8" maximum mounting hole required
- This hot & cold water faucet is ICC listed
- Reverse Osmosis Safe
- NSF/ANSI/CAN 61: Q ≤ 1

Standard Finishes

MT1831DIY-NL/BRS	Brushed Stainless	\$ 1814
MT1831DIY-NL/CHBRZ	Champagne Bronze	\$ 2009
MT1831DIY-NL/CPB	Polished Chrome	\$ 1407
MT1831DIY-NL/MB	Matte Black	\$ 1814
MT1831DIY-NL/ORB	Oil Rubbed Bronze	\$ 1698
MT1831DIY-NL/PVDBRN	PVD Brushed Nickel	\$ 1494
MT1831DIY-NL/PVDPN	PVD Polished Nickel	\$ 1494
MT1831DIY-NL/ULB	Unlacquered Brass	\$ 1407
MT1831DIY-NL/VB	Venetian Bronze	\$ 1698

Group 1 Finishes

All Group 1 Finishes **\$ 1814**

Group 2 Finishes

All Group 2 Finishes **\$ 2009**

Hot & Cold Water Faucet with Contemporary Round Body & Handles & Little Gourmet® Premium Hot Water Tank

MT1841DIY-NL

- 1/4 Turn Ceramic Cartridge
- 1-3/16" minimum to 1-3/8" maximum mounting hole required
- This hot & cold water faucet is ICC listed
- Reverse Osmosis Safe
- NSF/ANSI/CAN 61: Q ≤ 1

* **MT1841/SS Replaces Discontinued MT1401/SS**

Standard Finishes

MT1841DIY/SS	Stainless Steel	\$ 1767
MT1841DIY-NL/CHBRZ	Champagne Bronze	\$ 1954
MT1841DIY-NL/CPB	Polished Chrome	\$ 1377
MT1841DIY-NL/MB	Matte Black	\$ 1767
MT1841DIY-NL/ORB	Oil Rubbed Bronze	\$ 1655
MT1841DIY-NL/PVDBRN	PVD Brushed Nickel	\$ 1460
MT1841DIY-NL/PVDPN	PVD Polished Nickel	\$ 1460
MT1841DIY-NL/ULB	Unlacquered Brass	\$ 1377
MT1841DIY-NL/VB	Venetian Bronze	\$ 1655

Group 1 Finishes

All Group 1 Finishes **\$ 1767**

Group 2 Finishes

All Group 2 Finishes **\$ 1954**

Francis Anthony Collection



MT1851DIY-NL



MT1871DIY-NL

Hot & Cold Water Faucet with Traditional Curved Body & Curved Handles & Little Gourmet® Premium Hot Water Tank

Hot & Cold Water Faucet with Traditional Double Curved Body & Curved Handles & Little Gourmet® Premium Hot Water Tank

MT1851DIY-NL

- 1/4 Turn Ceramic Cartridge
- 1-3/16" minimum to 1-3/8" maximum mounting hole required
- This hot & cold water faucet is ICC listed
- Reverse Osmosis Safe
- NSF/ANSI/CAN 61: Q ≤ 1

MT1871DIY-NL

- 1/4 Turn Ceramic Cartridge
- 1-3/16" minimum to 1-3/8" maximum mounting hole required
- This hot & cold water faucet is ICC listed
- Reverse Osmosis Safe
- NSF/ANSI/CAN 61: Q ≤ 1

Standard Finishes

MT1851DIY-NL/BRS	Brushed Stainless	\$ 1814
MT1851DIY-NL/CHBRZ	Champagne Bronze	\$ 2009
MT1851DIY-NL/CPB	Polished Chrome	\$ 1407
MT1851DIY-NL/MB	Matte Black	\$ 1814
MT1851DIY-NL/ORB	Oil Rubbed Bronze	\$ 1698
MT1851DIY-NL/PVDBRN	PVD Brushed Nickel	\$ 1494
MT1851DIY-NL/PVDPN	PVD Polished Nickel	\$ 1494
MT1851DIY-NL/ULB	Unlacquered Brass	\$ 1407
MT1851DIY-NL/VB	Venetian Bronze	\$ 1698

Group 1 Finishes

All Group 1 Finishes **\$ 1814**

Group 2 Finishes

All Group 2 Finishes **\$ 2009**

Standard Finishes

MT1871DIY-NL/BRS	Brushed Stainless	\$ 1814
MT1871DIY-NL/CHBRZ	Champagne Bronze	\$ 2009
MT1871DIY-NL/CPB	Polished Chrome	\$ 1407
MT1871DIY-NL/MB	Matte Black	\$ 1814
MT1871DIY-NL/ORB	Oil Rubbed Bronze	\$ 1698
MT1871DIY-NL/PVDBRN	PVD Brushed Nickel	\$ 1494
MT1871DIY-NL/PVDPN	PVD Polished Nickel	\$ 1494
MT1871DIY-NL/ULB	Unlacquered Brass	\$ 1407
MT1871DIY-NL/VB	Venetian Bronze	\$ 1698

Group 1 Finishes

All Group 1 Finishes **\$ 1814**

Group 2 Finishes

All Group 2 Finishes **\$ 2009**



Francis Anthony Collection

Hot & Cold Water Faucet with Contemporary Square Body & Little Gourmet® Premium Hot Water Tank



MT1881DIY-NL

MT1881DIY-NL

- 1/4 Turn Ceramic Cartridge
- 1-3/16" minimum to 1-3/8" maximum mounting hole required
- This hot & cold water faucet is ICC listed
- Reverse Osmosis Safe
- NSF/ANSI/CAN 61: Q ≤ 1

Standard Finishes

MT1881DIY-NL/BRS	Brushed Stainless	\$ 2152
MT1881DIY-NL/CHBRZ	Champagne Bronze	\$ 2407
MT1881DIY-NL/CPB	Polished Chrome	\$ 1619
MT1881DIY-NL/MB	Matte Black	\$ 2152
MT1881DIY-NL/ORB	Oil Rubbed Bronze	\$ 1999
MT1881DIY-NL/PVDBRN	PVD Brushed Nickel	\$ 1732
MT1881DIY-NL/PVDPN	PVD Polished Nickel	\$ 1732
MT1881DIY-NL/ULB	Unlacquered Brass	\$ 1619
MT1881DIY-NL/VB	Venetian Bronze	\$ 1999

Group 1 Finishes











All Group 1 Finishes **\$ 2152**

Group 2 Finishes

All Group 2 Finishes **\$ 2407**

Notes:

Point-of-Use Water Faucets Table of Contents

Image	Model Number	Duet Finishes	Knurling	Industrial Handle	Page
	MT1803-NL	NO	NO	NO	104
	MT1823-NL	YES	YES	NO	105
	MT1823-NLIH	NO	NO	YES	106
	MT1833-NL	YES	YES	NO	107
	MT1833-NLIH	NO	NO	YES	108
	MT1843-NL	YES	YES	NO	109
	MT1843-NLIH	NO	NO	YES	110
	MT1853-NL	NO	NO	NO	111
	MT1873-NL	NO	NO	NO	111
	MT1883-NL	NO	NO	NO	112

For Hot Tank

Francis Anthony Collection
76 - 84

Francis Anthony + Little
Gourmet® Packages
85 - 88

For Filters, Chiller, & Hot Tank

Francis Anthony Collection
90 - 98

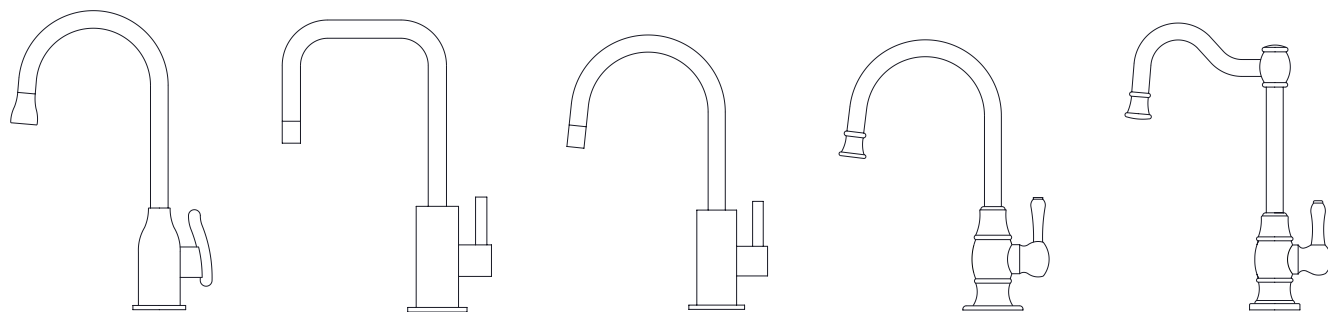
Francis Anthony + Little
Gourmet® Packages
99 - 102

For Filters & Chiller

Francis Anthony Collection
104 - 112

Additional Collections
113 - 114

Francis Anthony + Mountain
Pure® Filter Packages
115 - 118



Francis Anthony Collection



Point-of-Use Drinking Faucet with Modern Curved Body & Handle

MT1803-NL

- 1/4 Turn Ceramic Cartridge
- These faucets are constructed with lead free brass
- 1/2" minimum to 1-3/8" maximum mounting hole required
- This drinking water faucet is ICC listed
- Reverse Osmosis Safe
- NSF/ANSI/CAN 61: Q ≤ 1

Standard Finishes

MT1803-NL/CHBRZ	Champagne Bronze	\$ 775
MT1803-NL/CPB	Polished Chrome	\$ 322
MT1803-NL/MB	Matte Black	\$ 657
MT1803-NL/ORB	Oil Rubbed Bronze	\$ 585
MT1803-NL/PVDBRN	PVD Brushed Nickel	\$ 391
MT1803-NL/PVDPN	PVD Polished Nickel	\$ 391
MT1803-NL/VB	Venetian Bronze	\$ 585

Group 1 Finishes

All Group 1 Finishes **\$ 657**

Group 2 Finishes

All Group 2 Finishes **\$ 775**



Francis Anthony
Collection

MT1803-NL



Point-of-Use Drinking Faucet with Contemporary Round Body & Handle (120° Spout)

- MT1823-NL**
- 1/4 Turn Ceramic Cartridge
 - These faucets are constructed with lead free brass
 - 1/2" minimum to 1-3/8" maximum mounting hole required
 - This drinking water faucet is ICC listed
 - Reverse Osmosis Safe
 - NSF/ANSI/CAN 61: Q ≤ 1

Standard Finishes

MT1823-NL/BRS	Brushed Stainless	\$ 688
MT1823-NL/CHBRZ	Champagne Bronze	\$ 811
MT1823-NL/CPB	Polished Chrome	\$ 338
MT1823-NL/MB	Matte Black	\$ 688
MT1823-NL/ORB	Oil Rubbed Bronze	\$ 613
MT1823-NL/PVDBRN	PVD Brushed Nickel	\$ 410
MT1823-NL/PVDPN	PVD Polished Nickel	\$ 410
MT1823-NL/ULB	Unlacquered Brass	\$ 338
MT1823-NL/VB	Venetian Bronze	\$ 613

Group 1 Finishes

All Group 1 Finishes	\$ 688
----------------------	---------------

Group 2 Finishes

All Group 2 Finishes	\$ 811
----------------------	---------------

Duet Finishes

	<small>(Matte Black is the Base Color for All Duet Products)</small>	
MT1823-NLD/PVDBRN	Brushed Nickel	\$ 756
MT1823-NLD/CHBRZ	Champagne Bronze	\$ 756
MT1823-NLD/CPB	Polished Chrome	\$ 756
MT1823-NLD/PVDPN	Polished Nickel	\$ 756

Knurled Duet Finishes

	<small>(Matte Black is the Base Color for All Duet Products)</small>	
MT1823-NLDK/PVDBRN	Brushed Nickel	\$ 816
MT1823-NLDK/CHBRZ	Champagne Bronze	\$ 816
MT1823-NLDK/CPB	Polished Chrome	\$ 816
MT1823-NLDK/PVDPN	Polished Nickel	\$ 816

Knurled Accent Only

	<small>(Knurling Added to Handle and Faucet Tip)</small>	
MT1823-NLK/PVDBRN	Brushed Nickel	\$ 816
MT1823-NLK/CHBRZ	Champagne Bronze	\$ 816
MT1823-NLK/CPB	Polished Chrome	\$ 816
MT1823-NLK/PVDPN	Polished Nickel	\$ 816



Francis Anthony Collection

MT1823-NL

MT1823 Duet Finish Combinations



Base:
Matte Black (MB)

Accent:
Brushed Nickel (BRN)



Base:
Matte Black (MB)

Accent:
Polished Chrome (CPB)



Base:
Matte Black (MB)

Accent:
Polished Nickel (PN)



Base:
Matte Black (MB)

Accent:
Champagne Bronze (CHBRZ)



Point-of-Use Drinking Faucet with Contemporary Round Body & Industrial Lever Handle (120° Spout)



MT1823-NLIH

- 1/4 Turn Ceramic Cartridge
- These faucets are constructed with lead free brass
- 1/2" minimum to 1-3/8" maximum mounting hole required
- This drinking water faucet is ICC listed
- Reverse Osmosis Safe
- NSF/ANSI/CAN 61: Q ≤ 1

Standard Finishes

MT1823-NLIH/BRS	Brushed Stainless	\$ 772
MT1823-NLIH/CHBRZ	Champagne Bronze	\$ 922
MT1823-NLIH/CPB	Polished Chrome	\$ 408
MT1823-NLIH/MB	Matte Black	\$ 772
MT1823-NLIH/ORB	Oil Rubbed Bronze	\$ 696
MT1823-NLIH/PVDBRN	PVD Brushed Nickel	\$ 486
MT1823-NLIH/PVDPN	PVD Polished Nickel	\$ 486
MT1823-NLIH/UULB	Unlacquered Brass	\$ 408
MT1823-NLIH/VB	Venetian Bronze	\$ 696

Group 1 Finishes

All Group 1 Finishes **\$ 772**

Group 2 Finishes

All Group 2 Finishes **\$ 922**



Francis Anthony
Collection

MT1823-NLIH

Notes:



MT1833-NL

Duet

Knurled



Francis Anthony Collection

Point-of-Use Drinking Faucet with Contemporary Round Body & Handle (90° Spout)

MT1833-NL

- 1/4 Turn Ceramic Cartridge
- These faucets are constructed with lead free brass
- 1/2" minimum to 1-3/8" maximum mounting hole required
- This drinking water faucet is ICC listed
- Reverse Osmosis Safe
- NSF/ANSI/CAN 61: Q ≤ 1

Standard Finishes

MT1833-NL/BR	Brushed Stainless	\$ 657
MT1833-NL/CHBRZ	Champagne Bronze	\$ 775
MT1833-NL/CPB	Polished Chrome	\$ 322
MT1833-NL/MB	Matte Black	\$ 657
MT1833-NL/ORB	Oil Rubbed Bronze	\$ 585
MT1833-NL/PVDBRN	PVD Brushed Nickel	\$ 391
MT1833-NL/PVDPN	PVD Polished Nickel	\$ 391
MT1833-NL/ULB	Unlacquered Brass	\$ 322
MT1833-NL/VB	Venetian Bronze	\$ 585

Group 1 Finishes

All Group 1 Finishes \$ 657

Group 2 Finishes

All Group 2 Finishes \$ 775

Duet Finishes

(Matte Black is the Base Color for All Duet Products)

MT1833-NLD/PVDBRN	Brushed Nickel	\$ 737
MT1833-NLD/CHBRZ	Champagne Bronze	\$ 737
MT1833-NLD/CPB	Polished Chrome	\$ 737
MT1833-NLD/PVDPN	Polished Nickel	\$ 737

Knurled Duet Finishes

(Matte Black is the Base Color for All Duet Products)

MT1833-NLDK/PVDBRN	Brushed Nickel	\$ 813
MT1833-NLDK/CHBRZ	Champagne Bronze	\$ 813
MT1833-NLDK/CPB	Polished Chrome	\$ 813
MT1833-NLDK/PVDPN	Polished Nickel	\$ 813

Knurled Accent Only

(Knurling Added to Handle and Faucet Tip)

MT1833-NLK/PVDBRN	Brushed Nickel	\$ 813
MT1833-NLK/CHBRZ	Champagne Bronze	\$ 813
MT1833-NLK/CPB	Polished Chrome	\$ 813
MT1833-NLK/PVDPN	Polished Nickel	\$ 813

MT1833 Duet Finish Combinations



Base:
Matte Black (MB)

Accent:
Brushed Nickel (BRN)



Base:
Matte Black (MB)

Accent:
Polished Chrome (CPB)



Base:
Matte Black (MB)

Accent:
Polished Nickel (PN)



Base:
Matte Black (MB)

Accent:
Champagne Bronze (CHBRZ)



Point-of-Use Drinking Faucet with Contemporary Round Body & Industrial Lever Handle (90° Spout)



MT1833-NLIH

- 1/4 Turn Ceramic Cartridge
- These faucets are constructed with lead free brass
- 1/2" minimum to 1-3/8" maximum mounting hole required
- This drinking water faucet is ICC listed
- Reverse Osmosis Safe
- NSF/ANSI/CAN 61: Q ≤ 1

Standard Finishes

MT1833-NLIH/BRS	Brushed Stainless	\$ 738
MT1833-NLIH/CHBRZ	Champagne Bronze	\$ 868
MT1833-NLIH/CPB	Polished Chrome	\$ 390
MT1833-NLIH/MB	Matte Black	\$ 738
MT1833-NLIH/ORB	Oil Rubbed Bronze	\$ 660
MT1833-NLIH/PVD BRN	PVD Brushed Nickel	\$ 458
MT1833-NLIH/PVD PN	PVD Polished Nickel	\$ 458
MT1833-NLIH/ULB	Unlacquered Brass	\$ 390
MT1833-NLIH/VB	Venetian Bronze	\$ 660

Group 1 Finishes

All Group 1 Finishes	\$ 738
----------------------	--------

Group 2 Finishes

All Group 2 Finishes	\$ 868
----------------------	--------



Francis Anthony
Collection


MT1833-NLIH

Notes:

Point-of-Use Drinking Faucet with Contemporary Round Body & Handle



MT1843-NL



Francis Anthony Collection

MT1843-NL

- 1/4 Turn Ceramic Cartridge
- These faucets are constructed with lead free brass
- 1/2" minimum to 1-3/8" maximum mounting hole required
- This drinking water faucet is ICC listed
- Reverse Osmosis Safe
- NSF/ANSI/CAN 61: Q ≤ 1

* MT1843/SS Replaces Discontinued MT1403/SS

Standard Finishes

MT1843/SS	Stainless Steel	\$ 657
MT1843-NL/CHBRZ	Champagne Bronze	\$ 775
MT1843-NL/CPB	Polished Chrome	\$ 322
MT1843-NL/MB	Matte Black	\$ 657
MT1843-NL/ORB	Oil Rubbed Bronze	\$ 585
MT1843-NL/PVDBRN	PVD Brushed Nickel	\$ 391
MT1843-NL/PVDPN	PVD Polished Nickel	\$ 391
MT1843-NL/ULB	Unlacquered Brass	\$ 322
MT1843-NL/VB	Venetian Bronze	\$ 585

Group 1 Finishes

All Group 1 Finishes **\$ 657**

Group 2 Finishes

All Group 2 Finishes **\$ 775**

Duet Finishes

(Matte Black is the Base Color for All Duet Products)

MT1843-NLD/PVDBRN	Brushed Nickel	\$ 737
MT1843-NLD/CHBRZ	Champagne Bronze	\$ 737
MT1843-NLD/CPB	Polished Chrome	\$ 737
MT1843-NLD/PVDPN	Polished Nickel	\$ 737

Knurled Duet Finishes

(Matte Black is the Base Color for All Duet Products)

MT1843-NLDK/PVDBRN	Brushed Nickel	\$ 813
MT1843-NLDK/CHBRZ	Champagne Bronze	\$ 813
MT1843-NLDK/CPB	Polished Chrome	\$ 813
MT1843-NLDK/PVDPN	Polished Nickel	\$ 813

Knurled Accent Only

(Knurling Added to Handle and Faucet Tip)

MT1843-NLK/PVDBRN	Brushed Nickel	\$ 813
MT1843-NLK/CHBRZ	Champagne Bronze	\$ 813
MT1843-NLK/CPB	Polished Chrome	\$ 813
MT1843-NLK/PVDPN	Polished Nickel	\$ 813

MT1843 Duet Finish Combinations



Base:
Matte Black (MB)
Accent:
Brushed Nickel (BRN)



Base:
Matte Black (MB)
Accent:
Polished Chrome (CPB)



Base:
Matte Black (MB)
Accent:
Polished Nickel (PN)



Base:
Matte Black (MB)
Accent:
Champagne Bronze (CHBRZ)



Point-of-Use Drinking Faucet with Contemporary Round Body & Industrial Lever Handle



- MT1843-NLIH**
- 1/4 Turn Ceramic Cartridge
 - These faucets are constructed with lead free brass
 - 1/2" minimum to 1-3/8" maximum mounting hole required
 - This drinking water faucet is ICC listed
 - Reverse Osmosis Safe
 - NSF/ANSI/CAN 61: Q ≤ 1

Standard Finishes

MT1843-NLIH/BRS	Brushed Stainless	\$ 738
MT1843-NLIH/CHBRZ	Champagne Bronze	\$ 868
MT1843-NLIH/CPB	Polished Chrome	\$ 390
MT1843-NLIH/MB	Matte Black	\$ 738
MT1843-NLIH/ORB	Oil Rubbed Bronze	\$ 660
MT1843-NLIH/PVDBRN	PVD Brushed Nickel	\$ 458
MT1843-NLIH/PVDPN	PVD Polished Nickel	\$ 458
MT1843-NLIH/ULB	Unlacquered Brass	\$ 390
MT1843-NLIH/VB	Venetian Bronze	\$ 660

Group 1 Finishes

All Group 1 Finishes	\$ 738
----------------------	---------------

Group 2 Finishes

All Group 2 Finishes	\$ 868
----------------------	---------------



Francis Anthony
Collection

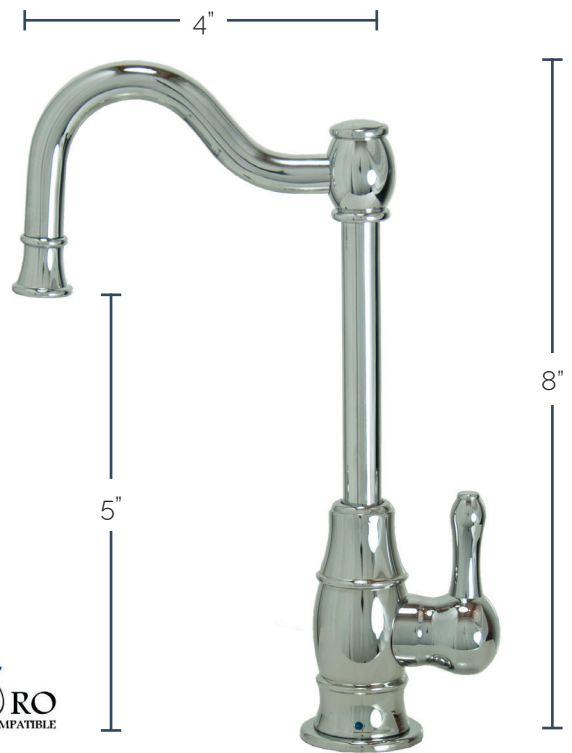
MT1843-NLIH

Notes:



Francis Anthony Collection

MT1853-NL



Francis Anthony Collection

MT1873-NL

Point-of-Use Drinking Faucet with Traditional Curved Body & Curved Handle

MT1853-NL

- 1/4 Turn Ceramic Cartridge
- These faucets are constructed with lead free brass
- 1/2" minimum to 1-3/8" maximum mounting hole required
- This drinking water faucet is ICC listed
- Reverse Osmosis Safe
- NSF/ANSI/CAN 61: Q ≤ 1

Standard Finishes

MT1853-NL/BRS	Brushed Stainless	\$ 657
MT1853-NL/CHBRZ	Champagne Bronze	\$ 775
MT1853-NL/CPB	Polished Chrome	\$ 322
MT1853-NL/MB	Matte Black	\$ 657
MT1853-NL/ORB	Oil Rubbed Bronze	\$ 585
MT1853-NL/PVDBRN	PVD Brushed Nickel	\$ 391
MT1853-NL/PVDPN	PVD Polished Nickel	\$ 391
MT1853-NL/ULB	Unlacquered Brass	\$ 322
MT1853-NL/VB	Venetian Bronze	\$ 585

Group 1 Finishes

All Group 1 Finishes **\$ 657**

Group 2 Finishes

All Group 2 Finishes **\$ 775**

Point-of-Use Drinking Faucet with Traditional Double Curved Body & Curved Handle

MT1873-NL

- 1/4 Turn Ceramic Cartridge
- These faucets are constructed with lead free brass
- 1/2" minimum to 1-3/8" maximum mounting hole required
- This drinking water faucet is ICC listed
- Reverse Osmosis Safe
- NSF/ANSI/CAN 61: Q ≤ 1

Standard Finishes

MT1873-NL/BRS	Brushed Stainless	\$ 657
MT1873-NL/CHBRZ	Champagne Bronze	\$ 775
MT1873-NL/CPB	Polished Chrome	\$ 322
MT1873-NL/MB	Matte Black	\$ 657
MT1873-NL/ORB	Oil Rubbed Bronze	\$ 585
MT1873-NL/PVDBRN	PVD Brushed Nickel	\$ 391
MT1873-NL/PVDPN	PVD Polished Nickel	\$ 391
MT1873-NL/ULB	Unlacquered Brass	\$ 322
MT1873-NL/VB	Venetian Bronze	\$ 585

Group 1 Finishes

All Group 1 Finishes **\$ 657**

Group 2 Finishes

All Group 2 Finishes **\$ 775**



Francis Anthony
Collection

MT1883-NL

Point-of-Use Drinking Faucet with Contemporary Square Body

MT1883-NL

- 1/4 Turn Ceramic Cartridge
- These faucets are constructed with lead free brass
- 1/2" minimum to 1-3/8" maximum mounting hole required
- This drinking water faucet is ICC listed
- Reverse Osmosis Safe
- NSF/ANSI/CAN 61: Q ≤ 1

Standard Finishes

MT1883-NL/BRS	Brushed Stainless	\$ 861
MT1883-NL/CHBRZ	Champagne Bronze	\$ 1015
MT1883-NL/CPB	Polished Chrome	\$ 422
MT1883-NL/MB	Matte Black	\$ 861
MT1883-NL/ORB	Oil Rubbed Bronze	\$ 767
MT1883-NL/PVDBRN	PVD Brushed Nickel	\$ 513
MT1883-NL/PVDPN	PVD Polished Nickel	\$ 513
MT1883-NL/ULB	Unlacquered Brass	\$ 422
MT1883-NL/VB	Venetian Bronze	\$ 767

Group 1 Finishes

All Group 1 Finishes	\$ 861
----------------------	--------

Group 2 Finishes

All Group 2 Finishes	\$ 1015
----------------------	---------

Notes:



Point-of-Use Drinking Faucet with Teardrop Body & Side Handle

MT600-NL

- 1/4 Turn Ceramic Cartridge
- 1/2" minimum to 1-3/8" maximum mounting hole required
- Optional AG1800 air gap may be required for Reverse Osmosis Filters
- This drinking water faucet is IAPMO listed
- Reverse Osmosis Safe
- NSF/ANSI/CAN 61: Q ≤ 1

Standard Finishes

MT600-NL/BRN	Brushed Nickel	\$ 340
MT600-NL/BRS	Brushed Stainless	\$ 403
MT600-NL/CHBRZ	Champagne Bronze	\$ 669
MT600-NL/CPB	Polished Chrome	\$ 271
MT600-NL/MB	Matte Black	\$ 474
MT600-NL/ORB	Oil Rubbed Bronze	\$ 442
MT600-NL/PN	Polished Nickel	\$ 340
MT600-NL/ULB	Unlacquered Brass	\$ 271
MT600-NL/VB	Venetian Bronze	\$ 442

Group 1 Finishes

All Group 1 Finishes \$ 474

Group 2 Finishes

All Group 2 Finishes \$ 669

Other Finishes

MT600-NL/WH White \$ 339

Point-of-Use Drinking Faucet with Round Tapered Body & Angled Side Handle

MT624-NL

- 1/4 Turn Ceramic Cartridge
- 1/2" minimum to 1-3/8" maximum mounting hole required
- Optional AG1800 air gap may be required for Reverse Osmosis Filters
- This drinking water faucet is IAPMO listed
- Reverse Osmosis Safe
- NSF/ANSI/CAN 61: Q ≤ 1

Standard Finishes

MT624-NL/BRN	Brushed Nickel	\$ 270
MT624-NL/BRS	Brushed Stainless	\$ 245
MT624-NL/CHBRZ	Champagne Bronze	\$ 442
MT624-NL/CPB	Polished Chrome	\$ 261
MT624-NL/MB	Matte Black	\$ 362
MT624-NL/ORB	Oil Rubbed Bronze	\$ 339
MT624-NL/PN	Polished Nickel	\$ 270
MT624-NL/ULB	Unlacquered Brass	\$ 261
MT624-NL/VB	Venetian Bronze	\$ 339

Group 1 Finishes

All Group 1 Finishes \$ 362

Group 2 Finishes

All Group 2 Finishes \$ 442



Point-of-Use Drinking Faucet with Contemporary Round Body & Side Handle

MT630-NL

- 1/4 Turn Ceramic Cartridge
- 1/2" minimum to 1-3/8" maximum mounting hole required
- Optional AG1800 air gap may be required for Reverse Osmosis Filters
- This drinking water faucet is IAPMO listed
- Reverse Osmosis Safe
- NSF/ANSI/CAN 61: Q ≤ 1

Standard Finishes

MT630-NL/BRN	Brushed Nickel	\$ 441
MT630-NL/BRS	Brushed Stainless	\$ 450
MT630-NL/CHBRZ	Champagne Bronze	\$ 975
MT630-NL/CPB	Polished Chrome	\$ 333
MT630-NL/MB	Matte Black	\$ 573
MT630-NL/ORB	Oil Rubbed Bronze	\$ 510
MT630-NL/PN	Polished Nickel	\$ 441
MT630-NL/ULB	Unlacquered Brass	\$ 333
MT630-NL/VB	Venetian Bronze	\$ 510

Group 1 Finishes

All Group 1 Finishes **\$ 573**

Group 2 Finishes

All Group 2 Finishes **\$ 975**



Notes:



See the Mountain Pure® Water Filtration System on Page 71

Francis Anthony Collection



MT1803FIL-NL



MT1823FIL-NL



Point-of-Use Drinking Faucet with Modern Curved Body & Handle & Mountain Pure® Water Filtration System

MT1803FIL-NL

- 1/4 Turn Ceramic Cartridge
- These faucets are constructed from lead free brass
- 1/2" minimum to 1-3/8" maximum mounting hole required
- This drinking water faucet is ICC listed
- MT1250XL Water Filtration System included
- NSF/ANSI/CAN 61: Q ≤ 1

Standard Finishes

MT1803FIL-NL/CHBRZ	Champagne Bronze	\$ 1248
MT1803FIL-NL/CPB	Polished Chrome	\$ 795
MT1803FIL-NL/MB	Matte Black	\$ 1130
MT1803FIL-NL/ORB	Oil Rubbed Bronze	\$ 1058
MT1803FIL-NL/PVDBRN	PVD Brushed Nickel	\$ 864
MT1803FIL-NL/PVDPN	PVD Polished Nickel	\$ 864
MT1803FIL-NL/VB	Venetian Bronze	\$ 1058

Group 1 Finishes

All Group 1 Finishes **\$ 1130**

Group 2 Finishes

All Group 2 Finishes **\$ 1248**

Point-of-Use Drinking Faucet with Contemporary Round Body & Handle (120° Spout) & Mountain Pure® Water Filtration System

MT1823FIL-NL

- 1/4 Turn Ceramic Cartridge
- These faucets are constructed from lead free brass
- 1/2" minimum to 1-3/8" maximum mounting hole required
- This drinking water faucet is ICC listed
- MT1250XL Water Filtration System included
- NSF/ANSI/CAN 61: Q ≤ 1

Standard Finishes

MT1823FIL-NL/BRS	Brushed Stainless	\$ 1161
MT1823FIL-NL/CHBRZ	Champagne Bronze	\$ 1284
MT1823FIL-NL/CPB	Polished Chrome	\$ 811
MT1823FIL-NL/MB	Matte Black	\$ 1161
MT1823FIL-NL/ORB	Oil Rubbed Bronze	\$ 1086
MT1823FIL-NL/PVDBRN	PVD Brushed Nickel	\$ 883
MT1823FIL-NL/PVDPN	PVD Polished Nickel	\$ 883
MT1823FIL-NL/ULB	Unlacquered Brass	\$ 811
MT1823FIL-NL/VB	Venetian Bronze	\$ 1086

Group 1 Finishes

All Group 1 Finishes **\$ 1161**

Group 2 Finishes

All Group 2 Finishes **\$ 1284**



Francis Anthony Collection



MT1833FIL-NL



MT1843FIL-NL

Point-of-Use Drinking Faucet with Contemporary Round Body & Handle (90° Spout) & Mountain Pure® Water Filtration System

MT1833FIL-NL

- 1/4 Turn Ceramic Cartridge
- These faucets are constructed from lead free brass
- 1/2" minimum to 1-3/8" maximum mounting hole required
- This drinking water faucet is ICC listed
- MT1250XL Water Filtration System included
- NSF/ANSI/CAN 61: Q ≤ 1

Standard Finishes

MT1833FIL-NL/BRS	Brushed Stainless	\$ 1130
MT1833FIL-NL/CHBRZ	Champagne Bronze	\$ 1248
MT1833FIL-NL/CPB	Polished Chrome	\$ 795
MT1833FIL-NL/MB	Matte Black	\$ 1130
MT1833FIL-NL/ORB	Oil Rubbed Bronze	\$ 1058
MT1833FIL-NL/PVDBRN	PVD Brushed Nickel	\$ 864
MT1833FIL-NL/PVDPN	PVD Polished Nickel	\$ 864
MT1833FIL-NL/ULB	Unlacquered Brass	\$ 795
MT1833FIL-NL/VB	Venetian Bronze	\$ 1058

Group 1 Finishes

All Group 1 Finishes \$ 1130

Group 2 Finishes

All Group 2 Finishes \$ 1248

Point-of-Use Drinking Faucet with Contemporary Round Body & Handle & Mountain Pure® Water Filtration System

MT1843FIL-NL

- 1/4 Turn Ceramic Cartridge
- These faucets are constructed from lead free brass
- 1/2" minimum to 1-3/8" maximum mounting hole required
- This drinking water faucet is ICC listed
- MT1250XL Water Filtration System included
- NSF/ANSI/CAN 61: Q ≤ 1

* *MT1843/SS Replaces Discontinued MT1403/SS*

Standard Finishes

MT1843FIL/SS	Stainless Steel	\$ 1130
MT1843FIL-NL/CHBRZ	Champagne Bronze	\$ 1248
MT1843FIL-NL/CPB	Polished Chrome	\$ 795
MT1843FIL-NL/MB	Matte Black	\$ 1130
MT1843FIL-NL/ORB	Oil Rubbed Bronze	\$ 1058
MT1843FIL-NL/PVDBRN	PVD Brushed Nickel	\$ 864
MT1843FIL-NL/PVDPN	PVD Polished Nickel	\$ 864
MT1843FIL-NL/ULB	Unlacquered Brass	\$ 795
MT1843FIL-NL/VB	Venetian Bronze	\$ 1058

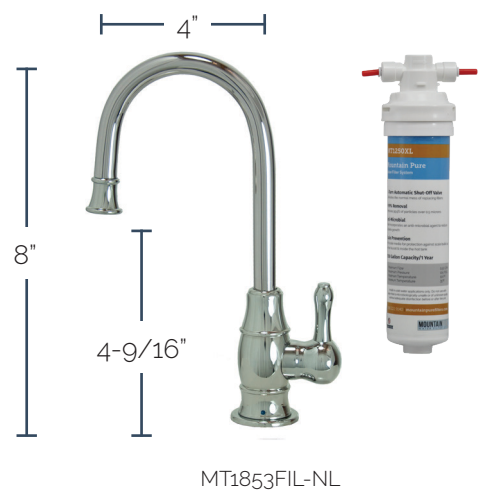
Group 1 Finishes

All Group 1 Finishes \$ 1130

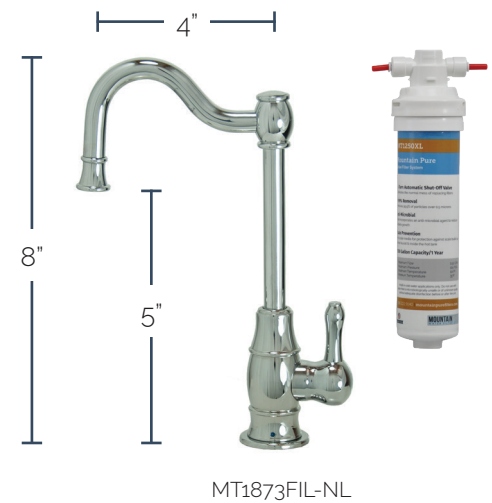
Group 2 Finishes

All Group 2 Finishes \$ 1248

Francis Anthony Collection



MT1853FIL-NL



MT1873FIL-NL

Point-of-Use Drinking Faucet with Traditional Curved Body & Curved Handle & Mountain Pure® Water Filtration System

MT1853FIL-NL

- 1/4 Turn Ceramic Cartridge
- These faucets are constructed from lead free brass
- 1/2" minimum to 1-3/8" maximum mounting hole required
- This drinking water faucet is ICC listed
- MT1250XL Water Filtration System included
- NSF/ANSI/CAN 61: Q ≤ 1

Standard Finishes

MT1853FIL-NL/BRS	Brushed Stainless	\$ 1130
MT1853FIL-NL/CHBRZ	Champagne Bronze	\$ 1248
MT1853FIL-NL/CPB	Polished Chrome	\$ 795
MT1853FIL-NL/MB	Matte Black	\$ 1130
MT1853FIL-NL/ORB	Oil Rubbed Bronze	\$ 1058
MT1853FIL-NL/PVDBRN	PVD Brushed Nickel	\$ 864
MT1853FIL-NL/PVDPN	PVD Polished Nickel	\$ 864
MT1853FIL-NL/ULB	Unlacquered Brass	\$ 795
MT1853FIL-NL/VB	Venetian Bronze	\$ 1058

Group 1 Finishes

All Group 1 Finishes \$ 1130

Group 2 Finishes

All Group 2 Finishes \$ 1248

Point-of-Use Drinking Faucet with Traditional Double Curved Body & Curved Handle & Mountain Pure® Water Filtration System

MT1873FIL-NL

- 1/4 Turn Ceramic Cartridge
- These faucets are constructed from lead free brass
- 1/2" minimum to 1-3/8" maximum mounting hole required
- This drinking water faucet is ICC listed
- MT1250XL Water Filtration System included
- NSF/ANSI/CAN 61: Q ≤ 1

Standard Finishes

MT1873FIL-NL/BRS	Brushed Stainless	\$ 1130
MT1873FIL-NL/CHBRZ	Champagne Bronze	\$ 1248
MT1873FIL-NL/CPB	Polished Chrome	\$ 795
MT1873FIL-NL/MB	Matte Black	\$ 1130
MT1873FIL-NL/ORB	Oil Rubbed Bronze	\$ 1058
MT1873FIL-NL/PVDBRN	PVD Brushed Nickel	\$ 864
MT1873FIL-NL/PVDPN	PVD Polished Nickel	\$ 864
MT1873FIL-NL/ULB	Unlacquered Brass	\$ 795
MT1873FIL-NL/VB	Venetian Bronze	\$ 1058

Group 1 Finishes

All Group 1 Finishes \$ 1130

Group 2 Finishes

All Group 2 Finishes \$ 1248



Francis Anthony Collection



MT1883FIL-NL

Point-of-Use Drinking Faucet with Contemporary Square Body & Mountain Pure® Water Filtration System

MT1883FIL-NL

- 1/4 Turn Ceramic Cartridge
- These faucets are constructed from lead free brass
- 1/2" minimum to 1-3/8" maximum mounting hole required
- This drinking water faucet is ICC listed
- MT1250XL Water Filtration System included
- NSF/ANSI/CAN 61: Q ≤ 1

Standard Finishes

MT1883FIL-NL/BRS	Brushed Stainless	\$ 1334
MT1883FIL-NL/CHBRZ	Champagne Bronze	\$ 1488
MT1883FIL-NL/CPB	Polished Chrome	\$ 895
MT1883FIL-NL/MB	Matte Black	\$ 1334
MT1883FIL-NL/ORB	Oil Rubbed Bronze	\$ 1240
MT1883FIL-NL/PVDBRN	PVD Brushed Nickel	\$ 986
MT1883FIL-NL/PVDPN	PVD Polished Nickel	\$ 986
MT1883FIL-NL/ULB	Unlacquered Brass	\$ 895
MT1883FIL-NL/VB	Venetian Bronze	\$ 1240

Group 1 Finishes

All Group 1 Finishes **\$ 1334**

Group 2 Finishes

All Group 2 Finishes **\$ 1488**

Notes:



Faucet Air Gap Unit for MT1823-NL, MT1833-NL, & MT1843-NL

AG1800

A reverse osmosis air gap usually required by the filter manufacturer and plumbing codes when installing select faucets.

- Requires two mounting holes
- For use with Little Gourmet® point of use drinking faucets

Standard Finishes

AG1800/BRN	Brushed Nickel	\$ 152
AG1800/CHBRZ	Champagne Bronze	\$ 221
AG1800/CPB	Polished Chrome	\$ 144
AG1800/MB	Matte Black	\$ 184
AG1800/ORB	Oil Rubbed Bronze	\$ 162
AG1800/PN	Polished Nickel	\$ 152
AG1800/ULB	Unlacquered Brass	\$ 144
AG1800/VB	Venetian Bronze	\$ 162

Group 1 Finishes

All Group 1 Finishes **\$ 184**

Group 2 Finishes

All Group 2 Finishes **\$ 221**



Faucet Air Gap Unit for MT1853-NL & MT1873-NL

AG1850

A reverse osmosis air gap usually required by the filter manufacturer and plumbing codes for installing select faucets.

- Requires two mounting holes
- For use with Little Gourmet® point of use drinking faucets

Standard Finishes

AG1850/BRN	Brushed Nickel	\$ 152
AG1850/CHBRZ	Champagne Bronze	\$ 221
AG1850/CPB	Polished Chrome	\$ 144
AG1850/MB	Matte Black	\$ 184
AG1850/ORB	Oil Rubbed Bronze	\$ 162
AG1850/PN	Polished Nickel	\$ 152
AG1850/ULB	Unlacquered Brass	\$ 144
AG1850/VB	Venetian Bronze	\$ 162

Group 1 Finishes

All Group 1 Finishes **\$ 184**

Group 2 Finishes

All Group 2 Finishes **\$ 221**

Hot Side Replacement Cartridge for Francis Anthony Collection Accessory Faucets



DHM32324

\$ 44

Hot side replacement cartridge used for the following faucets:

- MT1800-NL, MT1801-NL
- MT1820-NL, MT1821-NL
- MT1830-NL, MT1831-NL
- MT1840-NL, MT1841-NL
- MT1850-NL, MT1851-NL
- MT1870-NL, MT1871-NL
- MT1880-NL, MT1881-NL

Cold Side Replacement Cartridge for Francis Anthony Collection Accessory Faucets



DHM32325

\$ 44

Cold side replacement cartridge used for the following faucets:

- MT1803-NL, MT1801-NL
- MT1823-NL, MT1821-NL
- MT1833-NL, MT1831-NL
- MT1843-NL, MT1841-NL
- MT1853-NL, MT1851-NL
- MT1873-NL, MT1871-NL
- MT1883-NL, MT1881-NL



Threaded Shank Adaptor for Thicker Countertop Installations

MT600/ADPT

All Point of Use Faucets will fit 2 1/4" thick deck. Adaptor will lengthen this shank by 2 3/4"

- Price.... **\$ 18**

Shower Heads, Arms, Drains, Grids, & Accessories

Section Contents

Mountain Re-Vive™ Shower Products

Shower Heads **121 - 124**

Shower Arms **125 - 130**

Hand Showers **131 - 134**

Shower Rails **135 - 138**

Mountain Re-Vive™ Shower Drains

Select Series **139 - 140**

Shower Grids **141 - 144**

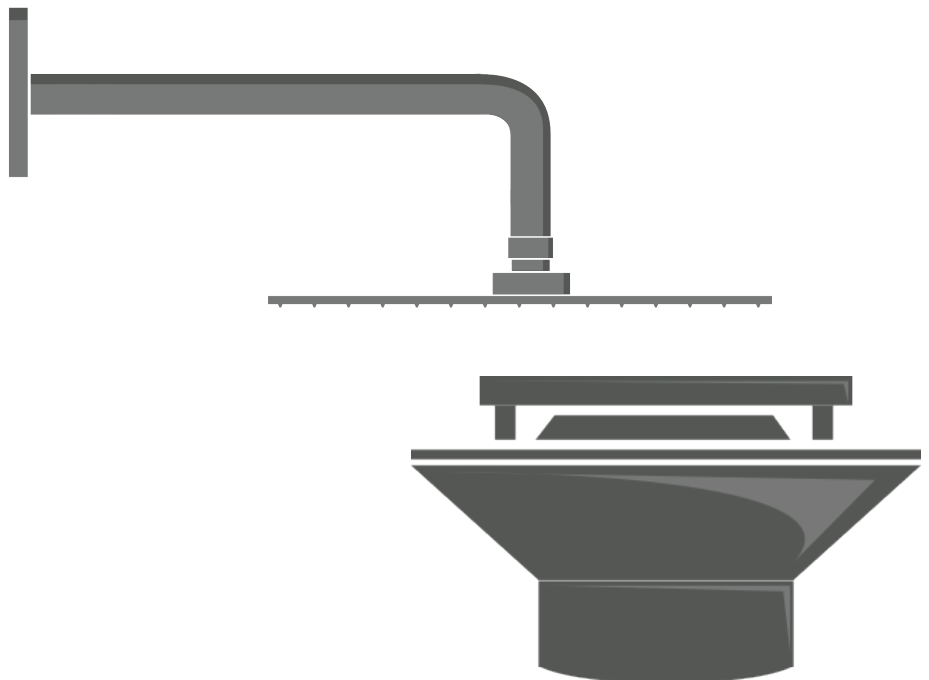
Shower Drain Bodies **143**

Complete Shower Drains **145 - 146**

Fixture Planning Diagrams

Use the shower stall fixture planning diagram to simplify your product selection and complete your design.

Shower Stall Fixture Planning Diagram **19**





Mountain Re-Vive™ Designer Series

The Mountain Re-Vive™ Shower Collection allows you to revive your shower, the soul of your bathroom. The **ultra slim, less than 3mm**, showerheads will revitalize your look. Pairing the minimalistic showerheads with the quality array of shower arms allows the Re-Vive™ Collection to rejuvenate your style.



6" Round Rain Head

MT10-6

- Seamless Stainless Steel Construction
- Ultra Slim 2.4mm
- 60 Clog Free Nozzles
- 1/2" IPS Swivel Ball Joint for Angle Adjustment
- 1.6 GPM (2.5 GPM Restrictor Also Included)

Standard Finishes

MT10-6/BRN	Brushed Nickel	\$ 289
MT10-6/CPB	Polished Chrome	\$ 200
MT10-6/MB	Matte Black	\$ 338
MT10-6/ORB	Oil Rubbed Bronze	\$ 338
MT10-6/PN	Polished Nickel	\$ 289

*Available in these finishes only



8" Round Rain Head

MT10-8

- Seamless Stainless Steel Construction
- Ultra Slim 2.4mm
- 90 Clog Free Nozzles
- 1/2" IPS Swivel Ball Joint for Angle Adjustment
- 1.6 GPM (2.5 GPM Restrictor Also Included)

Standard Finishes

MT10-8/BRN	Brushed Nickel	\$ 418
MT10-8/CPB	Polished Chrome	\$ 355
MT10-8/MB	Matte Black	\$ 489
MT10-8/ORB	Oil Rubbed Bronze	\$ 489
MT10-8/PN	Polished Nickel	\$ 418
MT10-8/SG	Satin Gold	\$ 633

*Available in these finishes only



10" Round Rain Head

MT10-10

- Seamless Stainless Steel Construction
- Ultra Slim 2.4mm
- 126 Clog Free Nozzles
- 1/2" IPS Swivel Ball Joint for Angle Adjustment
- 1.6 GPM (2.5 GPM Restrictor Also Included)

Standard Finishes

MT10-10/BRN	Brushed Nickel	\$ 532
MT10-10/CPB	Polished Chrome	\$ 481
MT10-10/MB	Matte Black	\$ 628
MT10-10/ORB	Oil Rubbed Bronze	\$ 628
MT10-10/PN	Polished Nickel	\$ 532
MT10-10/SG	Satin Gold	\$ 728

*Available in these finishes only



12" Round Rain Head

MT10-12

- Seamless Stainless Steel Construction
- Ultra Slim 2.4mm
- 168 Clog Free Nozzles
- 1/2" IPS Swivel Ball Joint for Angle Adjustment
- 1.6 GPM (2.5 GPM Restrictor Also Included)

Standard Finishes

MT10-12/BRN	Brushed Nickel	\$ 747
MT10-12/CPB	Polished Chrome	\$ 630
MT10-12/MB	Matte Black	\$ 835
MT10-12/ORB	Oil Rubbed Bronze	\$ 835
MT10-12/PN	Polished Nickel	\$ 747
MT10-12/SG	Satin Gold	\$ 984

*Available in these finishes only



16" Round Rain Head

MT10-16

- Seamless Stainless Steel Construction
- Ultra Slim 2.4mm
- 198 Clog Free Nozzles
- 1/2" IPS Swivel Ball Joint for Angle Adjustment
- 1.6 GPM (2.5 GPM Restrictor Also Included)

Standard Finishes

MT10-16/BRN	Brushed Nickel	\$ 1175
MT10-16/CPB	Polished Chrome	\$ 1097
MT10-16/MB	Matte Black	\$ 1317
MT10-16/ORB	Oil Rubbed Bronze	\$ 1317
MT10-16/PN	Polished Nickel	\$ 1175

*Available in these finishes only



9" Traditional Round Rain Head

MT18-9

- Solid Brass Construction
- Clog Free Nozzles
- 1/2" IPS Swivel Ball Joint for Angle Adjustment
- 1.6 GPM (2.5 GPM Restrictor Also Included)

Standard Finishes

MT18-9/BRN	Brushed Nickel	\$ 713
MT18-9/CPB	Polished Chrome	\$ 610
MT18-9/ORB	Oil Rubbed Bronze	\$ 839
MT18-9/PN	Polished Nickel	\$ 713
MT18-9/VB	Venetian Bronze	\$ 839

*Available in these finishes only

Notes:



Mountain Re-Vive™ Designer Series

The Mountain Re-Vive™ Shower Collection allows you to revive your shower, the soul of your bathroom. The **ultra slim, less than 3mm**, showerheads will revitalize your look. Pairing the minimalistic showerheads with the quality array of shower arms allows the Re-Vive™ Collection to rejuvenate your style.



6" Square Rain Head

MT11-6

- Seamless Stainless Steel Construction
- Ultra Slim 2.4mm
- 64 Clog Free Nozzles
- 1/2" IPS Swivel Ball Joint for Angle Adjustment
- 1.6 GPM (2.5 GPM Restrictor Also Included)

Standard Finishes

MT11-6/BRN	Brushed Nickel	\$ 355
MT11-6/CPB	Polished Chrome	\$ 298
MT11-6/MB	Matte Black	\$ 418
MT11-6/ORB	Oil Rubbed Bronze	\$ 418
MT11-6/PN	Polished Nickel	\$ 355

*Available in these finishes only



8" Square Rain Head


MT11-8

- Seamless Stainless Steel Construction
- Ultra Slim 2.4mm
- 100 Clog Free Nozzles
- 1/2" IPS Swivel Ball Joint for Angle Adjustment
- 1.6 GPM (2.5 GPM Restrictor Also Included)

Standard Finishes

MT11-8/BRN	Brushed Nickel	\$ 405
MT11-8/CPB	Polished Chrome	\$ 371
MT11-8/MB	Matte Black	\$ 481
MT11-8/ORB	Oil Rubbed Bronze	\$ 481
MT11-8/PN	Polished Nickel	\$ 405
MT11-8/SG	Satin Gold	\$ 562

*Available in these finishes only



10" Square Rain Head


MT11-10

- Seamless Stainless Steel Construction
- Ultra Slim 2.4mm
- 144 Clog Free Nozzles
- 1/2" IPS Swivel Ball Joint for Angle Adjustment
- 1.6 GPM (2.5 GPM Restrictor Also Included)

Standard Finishes

MT11-10/BRN	Brushed Nickel	\$ 581
MT11-10/CPB	Polished Chrome	\$ 532
MT11-10/MB	Matte Black	\$ 684
MT11-10/ORB	Oil Rubbed Bronze	\$ 684
MT11-10/PN	Polished Nickel	\$ 581
MT11-10/SG	Satin Gold	\$ 806

*Available in these finishes only



12" Square Rain Head


MT11-12

- Seamless Stainless Steel Construction
- Ultra Slim 2.4mm
- 144 Clog Free Nozzles
- 1/2" IPS Swivel Ball Joint for Angle Adjustment
- 1.6 GPM (2.5 GPM Restrictor Also Included)

Standard Finishes

MT11-12/BRN	Brushed Nickel	\$ 764
MT11-12/CPB	Polished Chrome	\$ 677
MT11-12/MB	Matte Black	\$ 856
MT11-12/ORB	Oil Rubbed Bronze	\$ 856
MT11-12/PN	Polished Nickel	\$ 764
MT11-12/SG	Satin Gold	\$ 1011

*Available in these finishes only



16" Square Rain Head

MT11-16

- Seamless Stainless Steel Construction
- Ultra Slim 2.4mm
- 196 Clog Free Nozzles
- 1/2" IPS Swivel Ball Joint for Angle Adjustment
- 1.6 GPM (2.5 GPM Restrictor Also Included)

Standard Finishes

MT11-16/BRN	Brushed Nickel	\$ 1213
MT11-16/CPB	Polished Chrome	\$ 1146
MT11-16/MB	Matte Black	\$ 1359
MT11-16/ORB	Oil Rubbed Bronze	\$ 1359
MT11-16/PN	Polished Nickel	\$ 1213

*Available in these finishes only



8" Multifunction Shower Head

MT12-8

- ABS Plastic Construction
- 1/2" Swivel Ball Joint for Angle Adjustment
- 1.6 GPM (2.5 GPM Restrictor Also Included)

6 Functions:

- Pellet
- Trickle
- Waterfall
- Full Spray
- Water Column
- Full Spray + Water Column

Standard Finishes

MT12-8/BRN	Brushed Nickel	\$ 82
MT12-8/CPB	Polished Chrome	\$ 75
MT12-8/MB	Matte Black	\$ 85

*Available in these finishes only

Create a Complete Shower System by Pairing the Multifunction Shower Head



8" Multifunction Shower Head

Page 124



Rain Rail Plus

Page 136



5" Multifunction Hand Shower

Page 131



Hand Shower Hose

Page 132



Shower Arm w/ 45° Bend (6", 8", 12")

- Solid Brass Construction
- Wall Mount
- 45° Bend
- 1/2"NPT
- 2-7/16" Decorative Round Brass Escutcheon

MT20-6 (6" Arm)

Standard Finishes

MT20-6/BRN	Brushed Nickel	\$ 98
MT20-6/CPB	Polished Chrome	\$ 82
MT20-6/MB	Matte Black	\$ 122
MT20-6/ORB	Oil Rubbed Bronze	\$ 122
MT20-6/PN	Polished Nickel	\$ 98
MT20-6/SG	Satin Gold	\$ 159
MT20-6/ULB	Unlacquered Brass	\$ 82
MT20-6/VB	Venetian Bronze	\$ 122

MT20-8 (8" Arm)

Standard Finishes

MT20-8/BRN	Brushed Nickel	\$ 102
MT20-8/CPB	Polished Chrome	\$ 98
MT20-8/MB	Matte Black	\$ 128
MT20-8/ORB	Oil Rubbed Bronze	\$ 128
MT20-8/PN	Polished Nickel	\$ 102
MT20-8/SG	Satin Gold	\$ 167
MT20-8/ULB	Unlacquered Brass	\$ 98
MT20-8/VB	Venetian Bronze	\$ 128

MT20-12 (12" Arm)

Standard Finishes

MT20-12/BRN	Brushed Nickel	\$ 130
MT20-12/CPB	Polished Chrome	\$ 109
MT20-12/MB	Matte Black	\$ 179
MT20-12/ORB	Oil Rubbed Bronze	\$ 179
MT20-12/PN	Polished Nickel	\$ 130
MT20-12/SG	Satin Gold	\$ 232
MT20-12/ULB	Unlacquered Brass	\$ 109
MT20-12/VB	Venetian Bronze	\$ 179



Square Shower Arm w/ 45° Bend (6", 8", 12")

- Solid Brass Construction
- Wall Mount
- 45° Bend
- 1/2"NPT
- 2" Decorative Square Brass Escutcheon

MT21-6 (6" Arm)

Standard Finishes

MT21-6/BRN	Brushed Nickel	\$ 128
MT21-6/CPB	Polished Chrome	\$ 113
MT21-6/MB	Matte Black	\$ 162
MT21-6/ORB	Oil Rubbed Bronze	\$ 162
MT21-6/PN	Polished Nickel	\$ 128
MT21-6/SG	Satin Gold	\$ 210
MT21-6/ULB	Unlacquered Brass	\$ 113
MT21-6/VB	Venetian Bronze	\$ 162

MT21-8 (8" Arm)

Standard Finishes

MT21-8/BRN	Brushed Nickel	\$ 171
MT21-8/CPB	Polished Chrome	\$ 130
MT21-8/MB	Matte Black	\$ 186
MT21-8/ORB	Oil Rubbed Bronze	\$ 186
MT21-8/PN	Polished Nickel	\$ 171
MT21-8/SG	Satin Gold	\$ 242
MT21-8/ULB	Unlacquered Brass	\$ 130
MT21-8/VB	Venetian Bronze	\$ 186

MT21-12 (12" Arm)

Standard Finishes

MT21-12/BRN	Brushed Nickel	\$ 223
MT21-12/CPB	Polished Chrome	\$ 193
MT21-12/MB	Matte Black	\$ 279
MT21-12/ORB	Oil Rubbed Bronze	\$ 279
MT21-12/PN	Polished Nickel	\$ 223
MT21-12/SG	Satin Gold	\$ 363
MT21-12/ULB	Unlacquered Brass	\$ 193
MT21-12/VB	Venetian Bronze	\$ 279



Curved Round Wall Rain Arm (12", 16")

- Solid Brass Construction
- Wall Mount
- 90° Bend
- 1/2"NPT
- 2-7/16" Decorative Round Brass Escutcheon

Round 90° Wall Rain Arm (12", 16")

- Solid Brass Construction
- Wall Mount
- 90° Bend
- 1/2"NPT
- 2-7/16" Decorative Round Brass Escutcheon

MT22 (12" Arm)

Standard Finishes

MT22/BRN	Brushed Nickel	\$ 144
MT22/CPB	Polished Chrome	\$ 86
MT22/MB	Matte Black	\$ 176
MT22/ORB	Oil Rubbed Bronze	\$ 176
MT22/PN	Polished Nickel	\$ 144
MT22/SG	Satin Gold	\$ 229
MT22/ULB	Unlacquered Brass	\$ 86
MT22/VB	Venetian Bronze	\$ 176

MT24 (12" Arm)

Standard Finishes

MT24/BRN	Brushed Nickel	\$ 211
MT24/CPB	Polished Chrome	\$ 184
MT24/MB	Matte Black	\$ 266
MT24/ORB	Oil Rubbed Bronze	\$ 266
MT24/PN	Polished Nickel	\$ 211
MT24/SG	Satin Gold	\$ 345
MT24/ULB	Unlacquered Brass	\$ 184
MT24/VB	Venetian Bronze	\$ 266

MT22-16 (16" Arm)

Standard Finishes

MT22-16/BRN	Brushed Nickel	\$ 159
MT22-16/CPB	Polished Chrome	\$ 122
MT22-16/MB	Matte Black	\$ 192
MT22-16/ORB	Oil Rubbed Bronze	\$ 192
MT22-16/PN	Polished Nickel	\$ 159
MT22-16/SG	Satin Gold	\$ 250
MT22-16/ULB	Unlacquered Brass	\$ 122
MT22-16/VB	Venetian Bronze	\$ 192

MT24-16 (16" Arm)

Standard Finishes

MT24-16/BRN	Brushed Nickel	\$ 278
MT24-16/CPB	Polished Chrome	\$ 240
MT24-16/MB	Matte Black	\$ 347
MT24-16/ORB	Oil Rubbed Bronze	\$ 347
MT24-16/PN	Polished Nickel	\$ 278
MT24-16/SG	Satin Gold	\$ 450
MT24-16/ULB	Unlacquered Brass	\$ 240
MT24-16/VB	Venetian Bronze	\$ 347

Notes:



Curved Square Wall Rain Arm (12", 16")

- Solid Brass Construction
- Wall Mount
- 90° Bend
- 1/2"NPT
- 2" Decorative Square Brass Escutcheon

Square 90° Wall Rain Arm (12", 16")

- Solid Brass Construction
- Wall Mount
- 90° Bend
- 1/2"NPT
- 2" Decorative Square Brass Escutcheon

MT23 (12" Arm)

Standard Finishes

MT23/BRN	Brushed Nickel	\$ 245
MT23/CPB	Polished Chrome	\$ 198
MT23/MB	Matte Black	\$ 260
MT23/ORB	Oil Rubbed Bronze	\$ 260
MT23/PN	Polished Nickel	\$ 245
MT23/SG	Satin Gold	\$ 338
MT23/ULB	Unlacquered Brass	\$ 198
MT23/VB	Venetian Bronze	\$ 260

MT25 (12" Arm)

Standard Finishes

MT25/BRN	Brushed Nickel	\$ 245
MT25/CPB	Polished Chrome	\$ 198
MT25/MB	Matte Black	\$ 260
MT25/ORB	Oil Rubbed Bronze	\$ 260
MT25/PN	Polished Nickel	\$ 245
MT25/SG	Satin Gold	\$ 338
MT25/ULB	Unlacquered Brass	\$ 198
MT25/VB	Venetian Bronze	\$ 260

MT23-16 (16" Arm)

Standard Finishes

MT23-16/BRN	Brushed Nickel	\$ 281
MT23-16/CPB	Polished Chrome	\$ 227
MT23-16/MB	Matte Black	\$ 300
MT23-16/ORB	Oil Rubbed Bronze	\$ 300
MT23-16/PN	Polished Nickel	\$ 281
MT23-16/SG	Satin Gold	\$ 391
MT23-16/ULB	Unlacquered Brass	\$ 227
MT23-16/VB	Venetian Bronze	\$ 300

MT25-16 (16" Arm)

Standard Finishes

MT25-16/BRN	Brushed Nickel	\$ 281
MT25-16/CPB	Polished Chrome	\$ 227
MT25-16/MB	Matte Black	\$ 300
MT25-16/ORB	Oil Rubbed Bronze	\$ 300
MT25-16/PN	Polished Nickel	\$ 281
MT25-16/SG	Satin Gold	\$ 391
MT25-16/ULB	Unlacquered Brass	\$ 227
MT25-16/VB	Venetian Bronze	\$ 300

Notes:



Rectangular Wall Rain Arm (12", 16")

- Solid Brass Construction
- Wall Mount
- No Bend; 90° Down Spout
- 1/2"NPT
- 2" Decorative Square Brass Escutcheon

MT27 (12" Arm)

Standard Finishes

MT27/BRN	Brushed Nickel	\$ 278
MT27/CPB	Polished Chrome	\$ 239
MT27/MB	Matte Black	\$ 347
MT27/ORB	Oil Rubbed Bronze	\$ 347
MT27/PN	Polished Nickel	\$ 278
MT27/SG	Satin Gold	\$ 450
MT27/ULB	Unlacquered Brass	\$ 239
MT27/VB	Venetian Bronze	\$ 347

MT27-16 (16" Arm)

Standard Finishes

MT27-16/BRN	Brushed Nickel	\$ 349
MT27-16/CPB	Polished Chrome	\$ 314
MT27-16/MB	Matte Black	\$ 436
MT27-16/ORB	Oil Rubbed Bronze	\$ 436
MT27-16/PN	Polished Nickel	\$ 349
MT27-16/SG	Satin Gold	\$ 567
MT27-16/ULB	Unlacquered Brass	\$ 314
MT27-16/VB	Venetian Bronze	\$ 436



Round Shower Riser (12", 16")

- Solid Brass Construction
- Wall Mount with 9" Vertical Rise
- 1/2"NPT
- 2-7/16" Decorative Round Brass Escutcheon



Square Shower Riser (12", 16")

- Solid Brass Construction
- Wall Mount with 8-1/2" Vertical Rise
- 1/2"NPT
- 2" Decorative Square Brass Escutcheon

MT28 (12" Arm)

Standard Finishes

MT28/BRN	Brushed Nickel	\$ 333
MT28/CPB	Polished Chrome	\$ 278
MT28/MB	Matte Black	\$ 414
MT28/ORB	Oil Rubbed Bronze	\$ 414
MT28/PN	Polished Nickel	\$ 333
MT28/SG	Satin Gold	\$ 538
MT28/ULB	Unlacquered Brass	\$ 278
MT28/VB	Venetian Bronze	\$ 414

MT29 (12" Arm)

Standard Finishes

MT29/BRN	Brushed Nickel	\$ 351
MT29/CPB	Polished Chrome	\$ 297
MT29/MB	Matte Black	\$ 437
MT29/ORB	Oil Rubbed Bronze	\$ 437
MT29/PN	Polished Nickel	\$ 351
MT29/SG	Satin Gold	\$ 568
MT29/ULB	Unlacquered Brass	\$ 297
MT29/VB	Venetian Bronze	\$ 437

MT28-16 (16" Arm)

Standard Finishes

MT28-16/BRN	Brushed Nickel	\$ 404
MT28-16/CPB	Polished Chrome	\$ 317
MT28-16/MB	Matte Black	\$ 506
MT28-16/ORB	Oil Rubbed Bronze	\$ 506
MT28-16/PN	Polished Nickel	\$ 404
MT28-16/SG	Satin Gold	\$ 658
MT28-16/ULB	Unlacquered Brass	\$ 317
MT28-16/VB	Venetian Bronze	\$ 506

MT29-16 (16" Arm)

Standard Finishes

MT29-16/BRN	Brushed Nickel	\$ 421
MT29-16/CPB	Polished Chrome	\$ 368
MT29-16/MB	Matte Black	\$ 526
MT29-16/ORB	Oil Rubbed Bronze	\$ 526
MT29-16/PN	Polished Nickel	\$ 421
MT29-16/SG	Satin Gold	\$ 684
MT29-16/ULB	Unlacquered Brass	\$ 368
MT29-16/VB	Venetian Bronze	\$ 526



Round Ceiling Drop (3", 6", 8")

- Solid Brass Construction
- Ceiling Mount
- 1/2"NPT
- 2-7/16" Decorative Round Brass Escutcheon

MT30-3 (3" Drop)

Standard Finishes

MT30-3/BRN	Brushed Nickel	\$ 64
MT30-3/CPB	Polished Chrome	\$ 61
MT30-3/MB	Matte Black	\$ 82
MT30-3/ORB	Oil Rubbed Bronze	\$ 82
MT30-3/PN	Polished Nickel	\$ 64
MT30-3/SG	Satin Gold	\$ 106
MT30-3/ULB	Unlacquered Brass	\$ 61
MT30-3/VB	Venetian Bronze	\$ 82

MT30-6 (6" Drop)

Standard Finishes

MT30-6/BRN	Brushed Nickel	\$ 98
MT30-6/CPB	Polished Chrome	\$ 82
MT30-6/MB	Matte Black	\$ 124
MT30-6/ORB	Oil Rubbed Bronze	\$ 124
MT30-6/PN	Polished Nickel	\$ 98
MT30-6/SG	Satin Gold	\$ 161
MT30-6/ULB	Unlacquered Brass	\$ 82
MT30-6/VB	Venetian Bronze	\$ 124

MT30-8 (8" Drop)

Standard Finishes

MT30-8/BRN	Brushed Nickel	\$ 133
MT30-8/CPB	Polished Chrome	\$ 111
MT30-8/MB	Matte Black	\$ 169
MT30-8/ORB	Oil Rubbed Bronze	\$ 169
MT30-8/PN	Polished Nickel	\$ 133
MT30-8/SG	Satin Gold	\$ 219
MT30-8/ULB	Unlacquered Brass	\$ 111
MT30-8/VB	Venetian Bronze	\$ 169



Round Ceiling Drop (12", 18", 24")

- Solid Brass Construction
- Ceiling Mount
- 1/2"NPT
- 2-7/16" Decorative Round Brass Escutcheon

MT30-12 (12" Drop)

Standard Finishes

MT30-12/BRN	Brushed Nickel	\$ 176
MT30-12/CPB	Polished Chrome	\$ 151
MT30-12/MB	Matte Black	\$ 223
MT30-12/ORB	Oil Rubbed Bronze	\$ 223
MT30-12/PN	Polished Nickel	\$ 176
MT30-12/SG	Satin Gold	\$ 290
MT30-12/ULB	Unlacquered Brass	\$ 151
MT30-12/VB	Venetian Bronze	\$ 223

MT30-18 (18" Drop)

Standard Finishes

MT30-18/BRN	Brushed Nickel	\$ 251
MT30-18/CPB	Polished Chrome	\$ 207
MT30-18/MB	Matte Black	\$ 314
MT30-18/ORB	Oil Rubbed Bronze	\$ 314
MT30-18/PN	Polished Nickel	\$ 251
MT30-18/SG	Satin Gold	\$ 408
MT30-18/ULB	Unlacquered Brass	\$ 207
MT30-18/VB	Venetian Bronze	\$ 314

MT30-24 (24" Drop)

Standard Finishes

MT30-24/BRN	Brushed Nickel	\$ 300
MT30-24/CPB	Polished Chrome	\$ 248
MT30-24/MB	Matte Black	\$ 376
MT30-24/ORB	Oil Rubbed Bronze	\$ 376
MT30-24/PN	Polished Nickel	\$ 300
MT30-24/SG	Satin Gold	\$ 488
MT30-24/ULB	Unlacquered Brass	\$ 248
MT30-24/VB	Venetian Bronze	\$ 376



Square Ceiling Drop (3", 6", 8")

- Solid Brass Construction
- Ceiling Mount
- 1/2"NPT
- 2" Decorative Square Brass Escutcheon

MT31-3 (3" Drop)

Standard Finishes

MT31-3/BRN	Brushed Nickel	\$ 79
MT31-3/CPB	Polished Chrome	\$ 69
MT31-3/MB	Matte Black	\$ 95
MT31-3/ORB	Oil Rubbed Bronze	\$ 95
MT31-3/PN	Polished Nickel	\$ 79
MT31-3/SG	Satin Gold	\$ 123
MT31-3/ULB	Unlacquered Brass	\$ 69
MT31-3/VB	Venetian Bronze	\$ 95

MT31-6 (6" Drop)

Standard Finishes

MT31-6/BRN	Brushed Nickel	\$ 138
MT31-6/CPB	Polished Chrome	\$ 120
MT31-6/MB	Matte Black	\$ 171
MT31-6/ORB	Oil Rubbed Bronze	\$ 171
MT31-6/PN	Polished Nickel	\$ 138
MT31-6/SG	Satin Gold	\$ 223
MT31-6/ULB	Unlacquered Brass	\$ 120
MT31-6/VB	Venetian Bronze	\$ 171

MT31-8 (8" Drop)

Standard Finishes

MT31-8/BRN	Brushed Nickel	\$ 211
MT31-8/CPB	Polished Chrome	\$ 180
MT31-8/MB	Matte Black	\$ 266
MT31-8/ORB	Oil Rubbed Bronze	\$ 266
MT31-8/PN	Polished Nickel	\$ 211
MT31-8/SG	Satin Gold	\$ 345
MT31-8/ULB	Unlacquered Brass	\$ 180
MT31-8/VB	Venetian Bronze	\$ 266



Square Ceiling Drop (12", 18", 24")

- Solid Brass Construction
- Ceiling Mount
- 1/2"NPT
- 2" Decorative Square Brass Escutcheon

MT31-12 (12" Drop)

Standard Finishes

MT31-12/BRN	Brushed Nickel	\$ 192
MT31-12/CPB	Polished Chrome	\$ 159
MT31-12/MB	Matte Black	\$ 314
MT31-12/ORB	Oil Rubbed Bronze	\$ 314
MT31-12/PN	Polished Nickel	\$ 192
MT31-12/SG	Satin Gold	\$ 408
MT31-12/ULB	Unlacquered Brass	\$ 159
MT31-12/VB	Venetian Bronze	\$ 314

MT31-18 (18" Drop)

Standard Finishes

MT31-18/BRN	Brushed Nickel	\$ 317
MT31-18/CPB	Polished Chrome	\$ 278
MT31-18/MB	Matte Black	\$ 399
MT31-18/ORB	Oil Rubbed Bronze	\$ 399
MT31-18/PN	Polished Nickel	\$ 317
MT31-18/SG	Satin Gold	\$ 519
MT31-18/ULB	Unlacquered Brass	\$ 278
MT31-18/VB	Venetian Bronze	\$ 399

MT31-24 (24" Drop)

Standard Finishes

MT31-24/BRN	Brushed Nickel	\$ 380
MT31-24/CPB	Polished Chrome	\$ 333
MT31-24/MB	Matte Black	\$ 478
MT31-24/ORB	Oil Rubbed Bronze	\$ 478
MT31-24/PN	Polished Nickel	\$ 380
MT31-24/SG	Satin Gold	\$ 622
MT31-24/ULB	Unlacquered Brass	\$ 333
MT31-24/VB	Venetian Bronze	\$ 478



Mountain Re-Vive™ Shower Products

The Mountain Re-Vive™ Shower Collection allows you to revive your shower, the soul of your bathroom. The **ultra slim** contemporary hand showers will revitalize your look. Pairing this unique hand shower with the matching Re-Vive™ shower head allows you to rejuvenate your style.



5" Multifunction Hand Shower

MT12HSMF

- ABS Plastic Construction
- Interior Lining Prevents Scalding
- 1.6 or 2.5 GPM Flow Restrictors Included

9 Functions:

- Power Wash
- Mist
- Pellet
- Trickle
- Massage
- Waterfall
- Full Spray
- Pellet + Mist
- Full Spray + Mist

Standard Finishes

MT12HSMF/BRN	Brushed Nickel	\$ 69
MT12HSMF/CPB	Polished Chrome	\$ 55
MT12HSMF/MB	Matte Black	\$ 72

***Available in these finishes only**



Round Slim Hand Shower Wand (MT12HS)

- Solid Brass Construction
- Single Function

Standard Finishes

MT12HS/BRN	Brushed Nickel	\$ 127
MT12HS/CPB	Polished Chrome	\$ 107
MT12HS/MB	Matte Black	\$ 158
MT12HS/ORB	Oil Rubbed Bronze	\$ 158
MT12HS/PN	Polished Nickel	\$ 127
MT12HS/VB	Venetian Bronze	\$ 158

***Available in these finishes only**



Rectangular Slim Hand Shower Wand (MT13HS)

- Solid Brass Construction
- Single Function

Standard Finishes

MT13HS/BRN	Brushed Nickel	\$ 127
MT13HS/CPB	Polished Chrome	\$ 107
MT13HS/MB	Matte Black	\$ 158
MT13HS/ORB	Oil Rubbed Bronze	\$ 158
MT13HS/PN	Polished Nickel	\$ 127
MT13HS/VB	Venetian Bronze	\$ 158

***Available in these finishes only**



Stainless Steel Wall Mount for Handshower (MT16)

- Stationary Handshower Mount
- Solid Stainless Steel Construction
- Mounting Hardware Included

Standard Finishes

MT16/BRN	Brushed Nickel	\$ 100
MT16/CHBRZ	Champagne Bronze	\$ 148
MT16/CPB	Polished Chrome	\$ 86
MT16/MB	Matte Black	\$ 112
MT16/ORB	Oil Rubbed Bronze	\$ 112
MT16/PN	Polished Nickel	\$ 100
MT16/SG	Satin Gold	\$ 148
MT16/VB	Venetian Bronze	\$ 112

Group 1 Finishes

All Group 1 Finishes **\$ 126**

Group 2 Finishes

All Group 2 Finishes **\$ 148**



Stainless Steel Handshower Hose (MT17)

- Stainless Steel Hose
- Solid Brass 1/2" Female Connectors
- Five Foot Length

Standard Finishes

MT17/BRN	Brushed Nickel	\$ 75
MT17/CPB	Polished Chrome	\$ 58
MT17/MB	Matte Black	\$ 95
MT17/ORB	Oil Rubbed Bronze	\$ 95
MT17/PN	Polished Nickel	\$ 75
MT17/VB	Venetian Bronze	\$ 95



Showerarm Mount with Diverter (MT19)

- ABS Construction
- 1/2" Female Inlet x Two 1/2" Male Outlets
- Divert Water Between Handshower and Showerhead
- Adjustable Handshower Mount

Standard Finishes

MT19/BRN	Brushed Nickel	\$ 80
MT19/CPB	Polished Chrome	\$ 70
MT19/PN	Polished Nickel	\$ 80

***Available in these finishes only**




Atmospheric Vacuum Breaker

MTVAC-BRKR

- Accessory to be used with all hand shower models

Standard Finishes

MTVAC-BRKR/BRN	Brushed Nickel	\$ 51
MTVAC-BRKR/CPB	Polished Chrome	\$ 42
MTVAC-BRKR/MB	Matte Black	\$ 64
MTVAC-BRKR/ORB	Oil Rubbed Bronze	\$ 64
MTVAC-BRKR/PN	Polished Nickel	\$ 51
MTVAC-BRKR/VB	Venetian Bronze	\$ 64



Round Waterway Elbow with Adjustable Handshower Holder (MT41S)

- Solid Brass Construction
- Round Flange Included

Standard Finishes

MT41S/BRN	Brushed Nickel	\$ 166
MT41S/CHBRZ	Champagne Bronze	\$ 272
MT41S/CPB	Polished Chrome	\$ 135
MT41S/MB	Matte Black	\$ 204
MT41S/ORB	Oil Rubbed Bronze	\$ 186
MT41S/PN	Polished Nickel	\$ 166
MT41S/SG	Satin Gold	\$ 272
MT41S/ULB	Unlacquered Brass	\$ 135
MT41S/VB	Venetian Bronze	\$ 186

Group 1 Finishes

All Group 1 Finishes **\$ 204**

Group 2 Finishes

All Group 2 Finishes **\$ 272**



Square Waterway Elbow with Adjustable Handshower Holder (MT51S)

- Solid Brass Construction
- Square Flange Included

Standard Finishes

MT51S/BRN	Brushed Nickel	\$ 166
MT51S/CHBRZ	Champagne Bronze	\$ 272
MT51S/CPB	Polished Chrome	\$ 135
MT51S/MB	Matte Black	\$ 204
MT51S/ORB	Oil Rubbed Bronze	\$ 186
MT51S/PN	Polished Nickel	\$ 166
MT51S/SG	Satin Gold	\$ 272
MT51S/ULB	Unlacquered Brass	\$ 135
MT51S/VB	Venetian Bronze	\$ 186

Group 1 Finishes

All Group 1 Finishes **\$ 204**

Group 2 Finishes

All Group 2 Finishes **\$ 272**



Rectangular Waterway Elbow with Adjustable Handshower Holder (MT61S)

- Solid Brass Construction
- Rectangular Flange Included

Standard Finishes

MT61S/BRN	Brushed Nickel	\$ 166
MT61S/CHBRZ	Champagne Bronze	\$ 272
MT61S/CPB	Polished Chrome	\$ 135
MT61S/MB	Matte Black	\$ 204
MT61S/ORB	Oil Rubbed Bronze	\$ 186
MT61S/PN	Polished Nickel	\$ 166
MT61S/SG	Satin Gold	\$ 272
MT61S/ULB	Unlacquered Brass	\$ 135
MT61S/VB	Venetian Bronze	\$ 186

Group 1 Finishes

All Group 1 Finishes **\$ 204**

Group 2 Finishes

All Group 2 Finishes **\$ 272**



Traditional Waterway Elbow with Adjustable Handshower Holder (MT71S)

- Solid Brass Construction
- Round Flange Included

Standard Finishes

MT71S/BRN	Brushed Nickel	\$ 166
MT71S/CHBRZ	Champagne Bronze	\$ 272
MT71S/CPB	Polished Chrome	\$ 135
MT71S/MB	Matte Black	\$ 204
MT71S/ORB	Oil Rubbed Bronze	\$ 186
MT71S/PN	Polished Nickel	\$ 166
MT71S/SG	Satin Gold	\$ 272
MT71S/ULB	Unlacquered Brass	\$ 135
MT71S/VB	Venetian Bronze	\$ 186

Group 1 Finishes

All Group 1 Finishes **\$ 204**

Group 2 Finishes

All Group 2 Finishes **\$ 272**



Round Waterway Elbow (MT14)

- Solid Brass Construction
- 1/2" Female Inlet x 1/2" Male Outlet
- Round Flange Included

Standard Finishes

MT14/BRN	Brushed Nickel	\$ 145
MT14/CHBRZ	Champagne Bronze	\$ 225
MT14/CPB	Polished Chrome	\$ 126
MT14/MB	Matte Black	\$ 170
MT14/ORB	Oil Rubbed Bronze	\$ 170
MT14/PN	Polished Nickel	\$ 145
MT14/SG	Satin Gold	\$ 225
MT14/ULB	Unlacquered Brass	\$ 126
MT14/VB	Venetian Bronze	\$ 170

Group 1 Finishes

All Group 1 Finishes \$ 191

Group 2 Finishes

All Group 2 Finishes \$ 225



Square Waterway Elbow (MT15)

- Solid Brass Construction
- 1/2" Female Inlet x 1/2" Male Outlet
- Square Flange Included

Standard Finishes

MT15/BRN	Brushed Nickel	\$ 145
MT15/CHBRZ	Champagne Bronze	\$ 225
MT15/CPB	Polished Chrome	\$ 126
MT15/MB	Matte Black	\$ 170
MT15/ORB	Oil Rubbed Bronze	\$ 170
MT15/PN	Polished Nickel	\$ 145
MT15/SG	Satin Gold	\$ 225
MT15/ULB	Unlacquered Brass	\$ 126
MT15/VB	Venetian Bronze	\$ 170

Group 1 Finishes

All Group 1 Finishes \$ 191

Group 2 Finishes

All Group 2 Finishes \$ 225



Round Waterway Elbow with Adjustable Handshower Holder (MT41)

- Solid Brass Construction
- Round Flange Included

Standard Finishes


MT41/BRN	Brushed Nickel	\$ 161
MT41/CHBRZ	Champagne Bronze	\$ 236
MT41/CPB	Polished Chrome	\$ 131
MT41/MB	Matte Black	\$ 180
MT41/ORB	Oil Rubbed Bronze	\$ 180
MT41/PN	Polished Nickel	\$ 161
MT41/SG	Satin Gold	\$ 236
MT41/ULB	Unlacquered Brass	\$ 131
MT41/VB	Venetian Bronze	\$ 180

Group 1 Finishes

All Group 1 Finishes \$ 203

Group 2 Finishes

All Group 2 Finishes \$ 236



Square Waterway Elbow with Adjustable Handshower Holder (MT51)

- Solid Brass Construction
- Square Flange Included

Standard Finishes

MT51/BRN	Brushed Nickel	\$ 161
MT51/CHBRZ	Champagne Bronze	\$ 236
MT51/CPB	Polished Chrome	\$ 131
MT51/MB	Matte Black	\$ 180
MT51/ORB	Oil Rubbed Bronze	\$ 180
MT51/PN	Polished Nickel	\$ 161
MT51/SG	Satin Gold	\$ 236
MT51/ULB	Unlacquered Brass	\$ 131
MT51/VB	Venetian Bronze	\$ 180

Group 1 Finishes


All Group 1 Finishes \$ 203

Group 2 Finishes

All Group 2 Finishes \$ 236



Easily Convert Your Shower into a Spa-like Experience with the Rain Rail Plus



MTRRP
(Matte Black)



MTRRP
(Polished Chrome)

Create a Complete Shower System by Pairing the Rain Rail Plus



Rain Rail Plus

Page 136



Shower Heads

Pages 121 - 124



Hand Showers

Page 131



Hand Shower Hose

Page 132



Rain Rail Plus – Wall Mounted Shower Rail with Bottom Outlet Integral Waterway and Diverter

The Rain Rail Plus is the newest addition to the Mountain Re-Vive™ Shower Collection. The Rain Rail Plus is designed to make your bathroom remodel simple and effortless by avoiding unnecessary alterations to the tile, the plumbing behind the wall, or changing out the valve. Simply mount the Rain Rail Plus to the existing single showerhead outlet, and now your shower has transformed into a customized dual outlet showering experience equipped with rain head and handshower.

The Rain Rail Plus' adjustable slide rail bracket allows for easy height and angle adjustment to your handshower. Toggling between rain head and handshower functions is made easy with the diverter being located at the base of the rail.

- 3 Function Design (shower, handshower, or both on at the same time)
- Top water inlet to retrofit current shower setup
- Bottom diverter to switch from Showerhead to Handshower
- Brass Construction
- Handshower holder is adjustable in height and angle
- Swing Spout
- Mounting Hardware Included
- 33 1/8" High x 16 1/2" Deep (Standard Version - MTRRP)
- 26 1/8" High x 16 1/2" Deep (Short Version - MTRRP-2)

Standard Version (MTRRP)

Standard Finishes

MTRRP/BRN	Brushed Nickel	\$ 791
MTRRP/CPB	Polished Chrome	\$ 565
MTRRP/MB	Matte Black	\$ 945
MTRRP/ORB	Oil Rubbed Bronze	\$ 945
MTRRP/PN	Polished Nickel	\$ 791
MTRRP/VB	Venetian Bronze	\$ 945

Short Version (MTRRP-2)

Standard Finishes

MTRRP-2/BRN	Brushed Nickel	\$ 791
MTRRP-2/CPB	Polished Chrome	\$ 565
MTRRP-2/MB	Matte Black	\$ 945
MTRRP-2/ORB	Oil Rubbed Bronze	\$ 945
MTRRP-2/PN	Polished Nickel	\$ 791
MTRRP-2/VB	Venetian Bronze	\$ 945

Standard Version - California (MTRRP-CA) Short Version - California (MTRRP-2CA)

Standard Finishes

MTRRP-CA/BRN	Brushed Nickel	\$ 791
MTRRP-CA/CPB	Polished Chrome	\$ 565
MTRRP-CA/MB	Matte Black	\$ 945
MTRRP-CA/ORB	Oil Rubbed Bronze	\$ 945
MTRRP-CA/PN	Polished Nickel	\$ 791
MTRRP-CA/VB	Venetian Bronze	\$ 945

Standard Finishes

MTRRP-2CA/BRN	Brushed Nickel	\$ 791
MTRRP-2CA/CPB	Polished Chrome	\$ 565
MTRRP-2CA/MB	Matte Black	\$ 945
MTRRP-2CA/ORB	Oil Rubbed Bronze	\$ 945
MTRRP-2CA/PN	Polished Nickel	\$ 791
MTRRP-2CA/VB	Venetian Bronze	\$ 945



Wall Mounted Shower Rail - Round

MT9SR

- Brass construction
- 27" in length
- Handshower holder is adjustable in height and angle
- Mounting hardware included

Standard Finishes

MT9SR/BRN	Brushed Nickel	\$ 284
MT9SR/CHBRZ	Champagne Bronze	\$ 453
MT9SR/CPB	Polished Chrome	\$ 238
MT9SR/MB	Matte Black	\$ 343
MT9SR/ORB	Oil Rubbed Bronze	\$ 343
MT9SR/PN	Polished Nickel	\$ 284
MT9SR/SG	Satin Gold	\$ 453
MT9SR/ULB	Unlacquered Brass	\$ 238
MT9SR/VB	Venetian Bronze	\$ 343

Group 1 Finishes

All Group 1 Finishes **\$ 384**

Group 2 Finishes

All Group 2 Finishes **\$ 453**



Wall Mounted Shower Rail – Rectangular

MT8SR

- Brass construction
- 27" in length
- Handshower holder is adjustable in height and angle
- Mounting hardware included

Standard Finishes

MT8SR/BRN	Brushed Nickel	\$ 362
MT8SR/CHBRZ	Champagne Bronze	\$ 552
MT8SR/CPB	Polished Chrome	\$ 308
MT8SR/MB	Matte Black	\$ 417
MT8SR/ORB	Oil Rubbed Bronze	\$ 417
MT8SR/PN	Polished Nickel	\$ 362
MT8SR/SG	Satin Gold	\$ 552
MT8SR/ULB	Unlacquered Brass	\$ 308
MT8SR/VB	Venetian Bronze	\$ 417

Group 1 Finishes

All Group 1 Finishes **\$ 467**

Group 2 Finishes

All Group 2 Finishes **\$ 552**



Wall Mounted Shower Rail with Bottom Outlet Integral Waterway – Round

MT9SRW

- Integral water outlet eliminates the need for separate waterway elbow
- Brass construction
- 27" in length
- Handshower holder is adjustable in height and angle
- Mounting hardware included

Standard Finishes

MT9SRW/BRN	Brushed Nickel	\$ 365
MT9SRW/CHBRZ	Champagne Bronze	\$ 545
MT9SRW/CPB	Polished Chrome	\$ 306
MT9SRW/MB	Matte Black	\$ 412
MT9SRW/ORB	Oil Rubbed Bronze	\$ 412
MT9SRW/PN	Polished Nickel	\$ 365
MT9SRW/SG	Satin Gold	\$ 545
MT9SRW/ULB	Unlacquered Brass	\$ 306
MT9SRW/VB	Venetian Bronze	\$ 412

Group 1 Finishes

All Group 1 Finishes \$ 462

Group 2 Finishes

All Group 2 Finishes \$ 545



Wall Mounted Shower Rail with Bottom Outlet Integral Waterway – Rectangular

MT8SRW

- Integral water outlet eliminates the need for separate waterway elbow
- Brass construction
- 27" in length
- Handshower holder is adjustable in height and angle
- Mounting hardware included

Standard Finishes

MT8SRW/BRN	Brushed Nickel	\$ 443
MT8SRW/CHBRZ	Champagne Bronze	\$ 623
MT8SRW/CPB	Polished Chrome	\$ 370
MT8SRW/MB	Matte Black	\$ 473
MT8SRW/ORB	Oil Rubbed Bronze	\$ 473
MT8SRW/PN	Polished Nickel	\$ 443
MT8SRW/SG	Satin Gold	\$ 623
MT8SRW/ULB	Unlacquered Brass	\$ 370
MT8SRW/VB	Venetian Bronze	\$ 473

Group 1 Finishes

All Group 1 Finishes \$ 529

Group 2 Finishes

All Group 2 Finishes \$ 623



Mountain Re-Vive™ Shower Products - Select Series Shower Drains

The Mountain Re-Vive™ Shower Collection allows you to revive your shower, the soul of your bathroom. New to the Collection are the Select Series Shower Drains. The Select Series are a decorative, high quality shower drain that will not bust the customer's budget. Two grid designs to go along with a tile-in option allow for an elegant and beautiful choice of design to suit any bathroom style.



Squares Shower Grid

MT607

- 4" square grid
- 3/16" 304 stainless steel grid
- Includes grid removal tool
- Only to be used with MT606 Drain Neck

Standard Finishes

MT607/BRN	Brushed Nickel	\$ 76
MT607/CHBRZ	Champagne Bronze	\$ 138
MT607/CPB	Polished Chrome	\$ 75
MT607/MB	Matte Black	\$ 85
MT607/ORB	Oil Rubbed Bronze	\$ 85
MT607/PN	Polished Nickel	\$ 76
MT607/SG	Satin Gold	\$ 138
MT607/VB	Venetian Bronze	\$ 85

Group 1 Finishes

All Group 1 Finishes **\$ 109**

Group 2 Finishes

All Group 2 Finishes **\$ 138**



Lines Shower Grid

MT608

- 4" square grid
- 3/16" 304 stainless steel grid
- Includes grid removal tool
- Only to be used with MT606 Drain Neck

Standard Finishes

MT608/BRN	Brushed Nickel	\$ 76
MT608/CHBRZ	Champagne Bronze	\$ 138
MT608/CPB	Polished Chrome	\$ 75
MT608/MB	Matte Black	\$ 85
MT608/ORB	Oil Rubbed Bronze	\$ 85
MT608/PN	Polished Nickel	\$ 76
MT608/SG	Satin Gold	\$ 138
MT608/VB	Venetian Bronze	\$ 85

Group 1 Finishes

All Group 1 Finishes **\$ 109**

Group 2 Finishes

All Group 2 Finishes **\$ 138**



Tile-in Shower Grid

MT609

- 3-1/2" square grid
- Plastic construction
- Includes grid removal tool
- Only to be used with MT606 Drain Neck

Standard Finishes

MT609 No Finish on Product **\$ 27**



Drain Neck to Fit All Select Series' Grids

\$ 24

MT606

- Plastic construction
- Minimalistic thin edge design
- Hair catcher
- Construction debris cover included




Drain Body - ABS Rough

\$ 39

MT605A

- Fits 2" ABS Pipe



Drain Body - PVC Rough

\$ 39

MT605P

- Fits 2" PVC Pipe



Schluter Adaptor

\$ 8

MT603A

- Plastic construction
- Allows for installation into fabric waterproofing systems; i.e. Schluter®-KERDI

Kit 1 - PVC Drain Rough Body

\$ 63

MT601P

- MT605P - Drain Rough
- MT606 - Drain Neck



Kit 2 - ABS Drain Rough Body

\$ 63

MT601A

- MT605A - Drain Rough
- MT606 - Drain Neck



4" Round Shower Grid - "Plastic Oddities"

MT238

Shower grid features:

- 4" diameter O.D. with screw holes
- Two screw holes are 3-3/8" C-C
- Screws are included
- Grids are all brass, not stamped steel

Replacement shower grid fits "Plastic Oddities" shower drains.

Standard Finishes

MT238/BRN	Brushed Nickel	\$ 50
MT238/CHBRZ	Champagne Bronze	\$ 82
MT238/CPB	Polished Chrome	\$ 35
MT238/MB	Matte Black	\$ 58
MT238/ORB	Oil Rubbed Bronze	\$ 54
MT238/PN	Polished Nickel	\$ 50
MT238/SG	Satin Gold	\$ 82
MT238/ULB	Unlacquered Brass	\$ 35
MT238/VB	Venetian Bronze	\$ 54

Group 1 Finishes

All Group 1 Finishes \$ 58

Group 2 Finishes

All Group 2 Finishes \$ 82



Deluxe Brass Shower Grid with Square Plate

MT231

Shower grid deluxe trim set consists of:

- One 4-1/4" square tile trim plate
- One 3-3/8" O.D. round grid
- Two screw holes are 2-7/8" C-C
- Includes 2 screws for installation

Fits Plumbing Products and 4T Drains.



4-1/2" Round Shower Grid - Fiat Shower Drains

MT239

Shower grid features:

- 4-1/2" diameter O.D.
- 3" prong to prong
- Grid snaps in place for installation
- Grids are all brass, not stamped steel

Replacement shower grid fits Fiat shower drains.

Standard Finishes

MT239/BRN	Brushed Nickel	\$ 95
MT239/CHBRZ	Champagne Bronze	\$ 153
MT239/CPB	Polished Chrome	\$ 69
MT239/MB	Matte Black	\$ 109
MT239/ORB	Oil Rubbed Bronze	\$ 100
MT239/PN	Polished Nickel	\$ 95
MT239/SG	Satin Gold	\$ 153
MT239/ULB	Unlacquered Brass	\$ 69
MT239/VB	Venetian Bronze	\$ 100

Group 1 Finishes

All Group 1 Finishes \$ 109

Group 2 Finishes

All Group 2 Finishes \$ 153

Standard Finishes

MT231/BRN	Brushed Nickel	\$ 70
MT231/CHBRZ	Champagne Bronze	\$ 114
MT231/CPB	Polished Chrome	\$ 65
MT231/MB	Matte Black	\$ 83
MT231/ORB	Oil Rubbed Bronze	\$ 75
MT231/PN	Polished Nickel	\$ 70
MT231/SG	Satin Gold	\$ 114
MT231/ULB	Unlacquered Brass	\$ 65
MT231/VB	Venetian Bronze	\$ 75

Group 1 Finishes

All Group 1 Finishes \$ 83

Group 2 Finishes

All Group 2 Finishes \$ 114



4-1/4" Round Shower Grid - American Brass, Aluminum Foundry

MT240

Shower grid features:

- 4-1/4" diameter O.D.
- 2-7/8" prong to prong
- Grid snaps in place for installation
- Grids are all brass, not stamped steel

Replacement shower grid fits American Brass and Aluminum Foundry shower drains.

Standard Finishes

MT240/BRN	Brushed Nickel	\$ 37
MT240/CHBRZ	Champagne Bronze	\$ 70
MT240/CPB	Polished Chrome	\$ 29
MT240/MB	Matte Black	\$ 50
MT240/ORB	Oil Rubbed Bronze	\$ 42
MT240/PN	Polished Nickel	\$ 37
MT240/SG	Satin Gold	\$ 70
MT240/ULB	Unlacquered Brass	\$ 29
MT240/VB	Venetian Bronze	\$ 42

Group 1 Finishes

All Group 1 Finishes **\$ 50**

Group 2 Finishes

All Group 2 Finishes **\$ 70**




4-1/4" Round Shower Grid - Mountain Plumbing, Oatey/Casper, Zurn

MT236

Shower grid features:

- 4-1/4" diameter O.D.
- Grid snaps in place for installation
- Grids are all brass, not stamped steel

Replacement shower grid fits Mountain MT237, Oatey/Casper, Zurn, and many other shower drains.



4-1/4" Round Shower Grid - "Plastic Oddities"

MT245

Shower grid features:

- 4-1/4" diameter O.D. with screw holes
- Two screw holes are 2-5/8" C-C
- Screws are included
- Grids are all brass, not stamped steel

Replacement shower grid fits "Plastic Oddities" shower drains.

Standard Finishes

MT245/BRN	Brushed Nickel	\$ 50
MT245/CHBRZ	Champagne Bronze	\$ 95
MT245/CPB	Polished Chrome	\$ 35
MT245/MB	Matte Black	\$ 69
MT245/ORB	Oil Rubbed Bronze	\$ 58
MT245/PN	Polished Nickel	\$ 50
MT245/SG	Satin Gold	\$ 95
MT245/ULB	Unlacquered Brass	\$ 35
MT245/VB	Venetian Bronze	\$ 58

Group 1 Finishes

All Group 1 Finishes **\$ 69**

Group 2 Finishes

All Group 2 Finishes **\$ 95**

Standard Finishes

MT236/BRN	Brushed Nickel	\$ 45
MT236/CHBRZ	Champagne Bronze	\$ 90
MT236/CPB	Polished Chrome	\$ 37
MT236/MB	Matte Black	\$ 63
MT236/ORB	Oil Rubbed Bronze	\$ 59
MT236/PN	Polished Nickel	\$ 45
MT236/SG	Satin Gold	\$ 90
MT236/ULB	Unlacquered Brass	\$ 37
MT236/VB	Venetian Bronze	\$ 59

Group 1 Finishes

All Group 1 Finishes **\$ 63**

Group 2 Finishes

All Group 2 Finishes **\$ 90**



4-1/4" Square Shower Grid

MT246

Shower grid features:

- 4-1/4" Square
- Two screw holes are 2-5/8" C-C
- Screws are included
- Grids are all brass, not stamped steel
- Fits ABA44603SQ

Standard Finishes


MT246/BRN	Brushed Nickel	\$ 87
MT246/CHBRZ	Champagne Bronze	\$ 120
MT246/CPB	Polished Chrome	\$ 71
MT246/MB	Matte Black	\$ 113
MT246/ORB	Oil Rubbed Bronze	\$ 100
MT246/PN	Polished Nickel	\$ 87
MT246/SG	Satin Gold	\$ 120
MT246/ULB	Unlacquered Brass	\$ 71
MT246/VB	Venetian Bronze	\$ 100

Group 1 Finishes

All Group 1 Finishes \$ 113

Group 2 Finishes

All Group 2 Finishes \$ 120



MT506P-ROUGH Shown

Shower Drain Body PVC Rough - Use w/ MT506/507-GRID \$ 81

MT506/507P-ROUGH/RB

PVC drain body for solid nickel bronze grids from Mountain Plumbing.

- Fits 2" pipe PVC drain rough

Use with Mountain Plumbing shower drain:
MT506/507-GRID



MT507A-ROUGH Shown

Shower Drain Body ABS Rough - Use w/ MT506/507-GRID \$ 81

MT506/507A-ROUGH/RB

ABS drain body for solid nickel bronze grids from Mountain Plumbing.

- Fits 2" pipe ABS drain rough

Use with Mountain Plumbing shower drain:
MT506/507-GRID



MT506C-ROUGH Shown


Shower Drain Body Cast Iron Rough - Use w/ MT506-GRID \$ 97

MT506C-ROUGH/CAST IRON (NO HUB) MT506I-ROUGH/CAST IRON (2 IPS)

Cast Iron drain body for solid nickel bronze grids from Mountain Plumbing.

- Fits 2" pipe Cast Iron drain rough

Use with Mountain Plumbing shower drain: MT506-GRID



MT501C-ROUGH Shown



Rectangular Shower Drain Body Cast Iron, PVC, ABS Rough-In

MT501C-ROUGH/CAST IRON (NO HUB) \$ 103 MT501P-ROUGH/PVC \$ 85 MT501A-ROUGH/ABS \$ 85

Allows for flexibility when installing in constrained spaces.

- Clamp down floor drain
- 2" no hub outlet (cast iron); 2" hub outlet (PVC, ABS)
- 2" throat
- 3.5" L x 4" W



4" Square Solid Brass Grid Shower Drain



MT506-GRID

4" Square solid brass grid for shower drains.

- Includes Grid Only
- For use with MT506-ROUGH

Standard Finishes

MT506-GRID/BRN	Brushed Nickel	\$ 404
MT506-GRID/CHBRZ	Champagne Bronze	\$ 732
MT506-GRID/CPB	Polished Chrome	\$ 357
MT506-GRID/MB	Matte Black	\$ 597
MT506-GRID/ORB	Oil Rubbed Bronze	\$ 485
MT506-GRID/PN	Polished Nickel	\$ 404
MT506-GRID/SG	Satin Gold	\$ 732
MT506-GRID/VB	Venetian Bronze	\$ 485

Group 1 Finishes

All Group 1 Finishes \$ 597

Group 2 Finishes

All Group 2 Finishes \$ 732

4" Round Solid Nickel Bronze Plated Grid Shower Drain



MT507-GRID

4" Round solid nickel bronze plated grid for shower drains.

- Includes Grid Only
- For use with MT507-ROUGH

Standard Finishes

MT507-GRID/BRN	Brushed Nickel	\$ 404
MT507-GRID/CHBRZ	Champagne Bronze	\$ 732
MT507-GRID/CPB	Polished Chrome	\$ 357
MT507-GRID/MB	Matte Black	\$ 597
MT507-GRID/ORB	Oil Rubbed Bronze	\$ 485
MT507-GRID/PN	Polished Nickel	\$ 404
MT507-GRID/SG	Satin Gold	\$ 732
MT507-GRID/VB	Venetian Bronze	\$ 485

Group 1 Finishes

All Group 1 Finishes \$ 597

Group 2 Finishes

All Group 2 Finishes \$ 732



4" Square Complete Shower Drain - ABS

MT506A

Our complete shower drains come in a variety of finishes to match every fixture in your bathroom! Drain Features:

- 4" Square Grid
- Solid Brass Grid Top
- ABS Pipe
- Fits 2" Pipe

Standard Finishes

MT506A/BRN	Brushed Nickel	\$ 485
MT506A/CHBRZ	Champagne Bronze	\$ 813
MT506A/CPB	Polished Chrome	\$ 438
MT506A/MB	Matte Black	\$ 678
MT506A/ORB	Oil Rubbed Bronze	\$ 568
MT506A/PN	Polished Nickel	\$ 485
MT506A/SG	Satin Gold	\$ 813
MT506A/VB	Venetian Bronze	\$ 568

Group 1 Finishes

All Group 1 Finishes **\$ 678**

Group 2 Finishes

All Group 2 Finishes **\$ 813**

4" Square Complete Shower Drain - Cast Iron

MT506C

Our complete shower drains come in a variety of finishes to match every fixture in your bathroom! Drain Features:

- 4" Square Grid
- Solid Brass Grid Top
- Cast Iron Pipe
- Fits 2" Pipe

Standard Finishes

MT506C/BRN	Brushed Nickel	\$ 496
MT506C/CHBRZ	Champagne Bronze	\$ 822
MT506C/CPB	Polished Chrome	\$ 449
MT506C/MB	Matte Black	\$ 689
MT506C/ORB	Oil Rubbed Bronze	\$ 576
MT506C/PN	Polished Nickel	\$ 496
MT506C/SG	Satin Gold	\$ 822
MT506C/VB	Venetian Bronze	\$ 576

Group 1 Finishes

All Group 1 Finishes **\$ 689**

Group 2 Finishes

All Group 2 Finishes **\$ 822**

4" Square Complete Shower Drain - PVC

MT506P

Our complete shower drains come in a variety of finishes to match every fixture in your bathroom! Drain Features:

- 4" Square Grid
- Solid Brass Grid Top
- PVC Pipe
- Fits 2" Pipe

Standard Finishes

MT506P/BRN	Brushed Nickel	\$ 485
MT506P/CHBRZ	Champagne Bronze	\$ 813
MT506P/CPB	Polished Chrome	\$ 438
MT506P/MB	Matte Black	\$ 678
MT506P/ORB	Oil Rubbed Bronze	\$ 568
MT506P/PN	Polished Nickel	\$ 485
MT506P/SG	Satin Gold	\$ 813
MT506P/VB	Venetian Bronze	\$ 568

Group 1 Finishes

All Group 1 Finishes **\$ 678**

Group 2 Finishes

All Group 2 Finishes **\$ 813**

4" Square Complete Shower Drain - IPS Cast Iron

MT506I

Our complete shower drains come in a variety of finishes to match every fixture in your bathroom! Drain Features:

- 4" Square Grid
- Solid Brass Grid Top
- IPS Cast Iron Pipe
- Fits 2" Pipe

Standard Finishes

MT506I/BRN	Brushed Nickel	\$ 496
MT506I/CHBRZ	Champagne Bronze	\$ 822
MT506I/CPB	Polished Chrome	\$ 449
MT506I/MB	Matte Black	\$ 689
MT506I/ORB	Oil Rubbed Bronze	\$ 576
MT506I/PN	Polished Nickel	\$ 496
MT506I/SG	Satin Gold	\$ 822
MT506I/VB	Venetian Bronze	\$ 576

Group 1 Finishes

All Group 1 Finishes **\$ 689**

Group 2 Finishes

All Group 2 Finishes **\$ 822**



4" Round Complete Shower Drain - ABS

MT507A

Our complete shower drains come in a variety of finishes to match every fixture in your bathroom! Drain Features:

- 4" Round Grid
- Solid Nickel Bronze Grid Top
- ABS Pipe
- Fits 2" Pipe

Standard Finishes

MT507A/BRN	Brushed Nickel	\$ 485
MT507A/CHBRZ	Champagne Bronze	\$ 792
MT507A/CPB	Polished Chrome	\$ 438
MT507A/MB	Matte Black	\$ 678
MT507A/ORB	Oil Rubbed Bronze	\$ 568
MT507A/PN	Polished Nickel	\$ 485
MT507A/SG	Satin Gold	\$ 792
MT507A/VB	Venetian Bronze	\$ 568

Group 1 Finishes

All Group 1 Finishes **\$ 678**

Group 2 Finishes

All Group 2 Finishes **\$ 792**

4" Round Complete Shower Drain - PVC

MT507P

Our complete shower drains come in a variety of finishes to match every fixture in your bathroom! Drain Features:

- 4" Round Grid
- Solid Nickel Bronze Grid Top
- PVC Pipe
- Fits 2" Pipe

Standard Finishes

MT507P/BRN	Brushed Nickel	\$ 485
MT507P/CHBRZ	Champagne Bronze	\$ 792
MT507P/CPB	Polished Chrome	\$ 438
MT507P/MB	Matte Black	\$ 678
MT507P/ORB	Oil Rubbed Bronze	\$ 568
MT507P/PN	Polished Nickel	\$ 485
MT507P/SG	Satin Gold	\$ 792
MT507P/VB	Venetian Bronze	\$ 568

Group 1 Finishes

All Group 1 Finishes **\$ 678**

Group 2 Finishes

All Group 2 Finishes **\$ 792**

Notes:

Section Contents

Duet Finishes - Valve **149 - 150**

Angle/Straight **151 - 158**

Angle/Straight Sweat **159 - 162**

Fixture Planning Diagrams

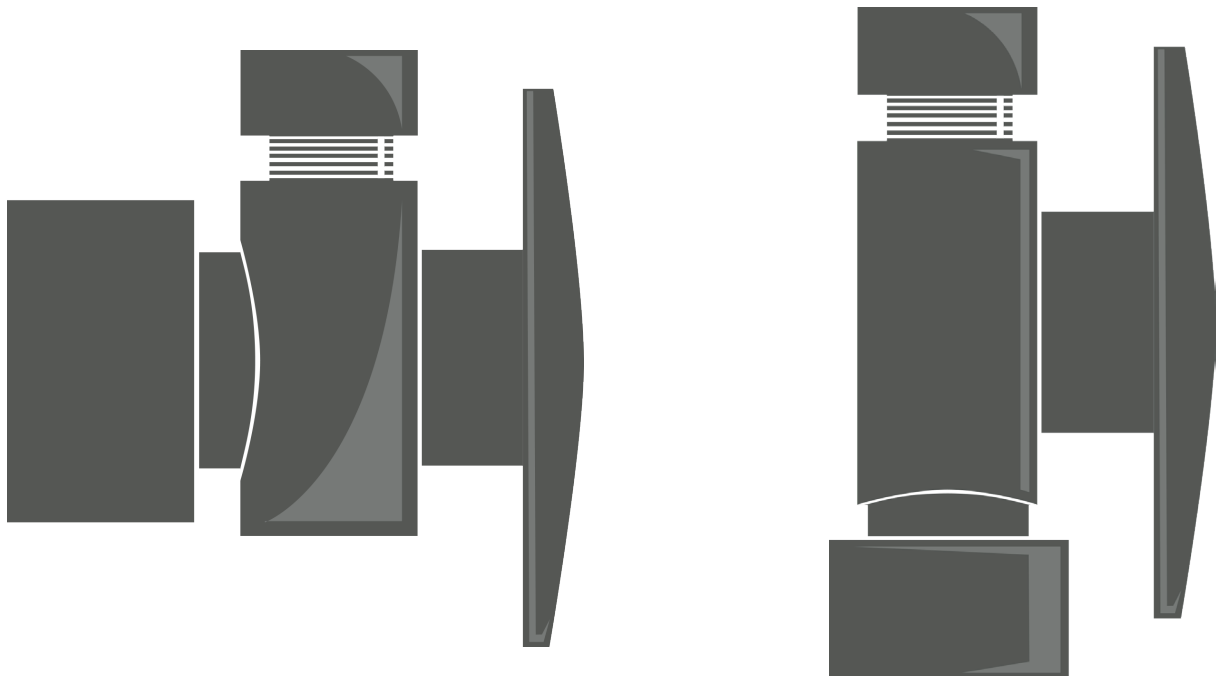
Use the bath sink, pedestal sink, toilet, and bidet fixture planning diagram to simplify your product selection and complete your design.

Bath Sink Fixture Planning Diagram **20**

Pedestal Sink Fixture Planning Diagram **21**

Toilet Fixture Planning Diagram **22**

Bidet Fixture Planning Diagram **23**





Valve Duet Finishes

Mountain Plumbing's Duet Finish Collection highlights elements of your kitchen and bath design to give a truly balanced and unique look.

Available on the MT5003L-NL
Lever Handle Valve

Page 156

Ordering Duet Products

All Duet products come with Matte Black as the base finish.
To order please use the following three step instructions:

1. Find the Product You Want in a Duet Finish				2. Select Accent Finish & Use Model # Below to Order			
Standard Model #	Product Name	Page	Brushed Nickel	Polished Chrome	Polished Nickel	Champagne Bronze	
MT2000-2	Decorative Bottle Trap with Clean-Out Plug	236	MT2000-2D/BRN	MT2000-2D/CPB	MT2000-2D/PN	MT2000-2D/CHBRZ	
MT5003L-NL	Lever Handle Angle Valve	156	MT5003L-NLD/BRN	MT5003L-NLD/CPB	MT5003L-NLD/PN	MT5003L-NLD/CHBRZ	
MT300	Classic 3-1/2" Deluxe Stemball Kitchen Strainer	51	MT300D/BRN	MT300D/CPB	MT300D/PN	MT300D/CHBRZ	
MT200EV	Complete Stopper & Strainer Unit Waste Disposer Trim	55	MT200EVD/BRN	MT200EVD/CPB	MT200EVD/PN	MT200EVD/CHBRZ	
MT202	Extended Flange Stopper & Strainer Unit Waste Disposer Trim	55	MT202D/BRN	MT202D/CPB	MT202D/PN	MT202D/CHBRZ	
MT957R	Round Deluxe Raised Air Switch with Freedom Mount	40	MT957RD/BRN	MT957RD/CPB	MT957RD/PN	MT957RD/CHBRZ	
MT964K	Round Deluxe Knurled Raised Air Switch with Freedom Mount	42	MT964KD/BRN	MT964KD/CPB	MT964KD/PN	MT964KD/CHBRZ	
MT1820-NL	Hot Water Faucet - Contemporary Round Body (120° Spout)	77	MT1820-NLD/PVDBRN	MT1820-NLD/CPB	MT1820-NLD/PVDPN	MT1820-NLD/CHBRZ	
MT1830-NL	Hot Water Faucet - Contemporary Round Body (90° Spout)	79	MT1830-NLD/PVDBRN	MT1830-NLD/CPB	MT1830-NLD/PVDPN	MT1830-NLD/CHBRZ	
MT1840-NL	Hot Water Faucet - Contemporary Round Body	81	MT1840-NLD/PVDBRN	MT1840-NLD/CPB	MT1840-NLD/PVDPN	MT1840-NLD/CHBRZ	
MT1821-NL	Hot & Cold Faucet - Contemporary Round Body (120° Spout)	91	MT1821-NLD/PVDBRN	MT1821-NLD/CPB	MT1821-NLD/PVDPN	MT1821-NLD/CHBRZ	
MT1831-NL	Hot & Cold Faucet - Contemporary Round Body (90° Spout)	93	MT1831-NLD/PVDBRN	MT1831-NLD/CPB	MT1831-NLD/PVDPN	MT1831-NLD/CHBRZ	
MT1841-NL	Hot & Cold Faucet - Contemporary Round Body	95	MT1841-NLD/PVDBRN	MT1841-NLD/CPB	MT1841-NLD/PVDPN	MT1841-NLD/CHBRZ	
MT1823-NL	Point-of-Use Faucet - Contemporary Round Body (120° Spout)	105	MT1823-NLD/PVDBRN	MT1823-NLD/CPB	MT1823-NLD/PVDPN	MT1823-NLD/CHBRZ	
MT1833-NL	Point-of-Use Faucet - Contemporary Round Body (90° Spout)	107	MT1833-NLD/PVDBRN	MT1833-NLD/CPB	MT1833-NLD/PVDPN	MT1833-NLD/CHBRZ	
MT1843-NL	Point-of-Use Faucet - Contemporary Round Body	109	MT1843-NLD/PVDBRN	MT1843-NLD/CPB	MT1843-NLD/PVDPN	MT1843-NLD/CHBRZ	
Products with Knurling							
MT1820-NL	Hot Water Faucet - Contemporary Round Body (120° Spout)	77	MT1820-NLDK/PVDBRN	MT1820-NLDK/CPB	MT1820-NLDK/PVDPN	MT1820-NLDK/CHBRZ	
MT1830-NL	Hot Water Faucet - Contemporary Round Body (90° Spout)	79	MT1830-NLDK/PVDBRN	MT1830-NLDK/CPB	MT1830-NLDK/PVDPN	MT1830-NLDK/CHBRZ	
MT1840-NL	Hot Water Faucet - Contemporary Round Body	81	MT1840-NLDK/PVDBRN	MT1840-NLDK/CPB	MT1840-NLDK/PVDPN	MT1840-NLDK/CHBRZ	
MT1821-NL	Hot & Cold Faucet - Contemporary Round Body (120° Spout)	91	MT1821-NLDK/PVDBRN	MT1821-NLDK/CPB	MT1821-NLDK/PVDPN	MT1821-NLDK/CHBRZ	
MT1831-NL	Hot & Cold Faucet - Contemporary Round Body (90° Spout)	93	MT1831-NLDK/PVDBRN	MT1831-NLDK/CPB	MT1831-NLDK/PVDPN	MT1831-NLDK/CHBRZ	
MT1841-NL	Hot & Cold Faucet - Contemporary Round Body	95	MT1841-NLDK/PVDBRN	MT1841-NLDK/CPB	MT1841-NLDK/PVDPN	MT1841-NLDK/CHBRZ	
MT1823-NL	Point-of-Use Faucet - Contemporary Round Body (120° Spout)	105	MT1823-NLDK/PVDBRN	MT1823-NLDK/CPB	MT1823-NLDK/PVDPN	MT1823-NLDK/CHBRZ	
MT1833-NL	Point-of-Use Faucet - Contemporary Round Body (90° Spout)	107	MT1833-NLDK/PVDBRN	MT1833-NLDK/CPB	MT1833-NLDK/PVDPN	MT1833-NLDK/CHBRZ	
MT1843-NL	Point-of-Use Faucet - Contemporary Round Body	109	MT1843-NLDK/PVDBRN	MT1843-NLDK/CPB	MT1843-NLDK/PVDPN	MT1843-NLDK/CHBRZ	

3a. Brushed Nickel - Find Prices & Order

Brushed Nickel	Price
MT2000-2D/BRN	\$ 627
MT5003L-NLD/BRN	\$ 284
MT300D/BRN	\$ 188
MT200EVD/BRN	\$ 192
MT202D/BRN	\$ 205
MT957RD/BRN	\$ 384
MT964KD/BRN	\$ 384
MT1820-NLD/PVDBRN	\$ 970
MT1830-NLD/PVDBRN	\$ 929
MT1840-NLD/PVDBRN	\$ 929
MT1821-NLD/PVDBRN	\$ 1229
MT1831-NLD/PVDBRN	\$ 1189
MT1841-NLD/PVDBRN	\$ 1189
MT1823-NLD/PVDBRN	\$ 756
MT1833-NLD/PVDBRN	\$ 737
MT1843-NLD/PVDBRN	\$ 737
Products with Knurling	
MT1820-NLD/PVDBRN	\$ 1047
MT1830-NLDK/PVDBRN	\$ 1007
MT1840-NLDK/PVDBRN	\$ 1007
MT1821-NLD/PVDBRN	\$ 1341
MT1831-NLDK/PVDBRN	\$ 1302
MT1841-NLDK/PVDBRN	\$ 1302
MT1823-NLD/PVDBRN	\$ 816
MT1833-NLDK/PVDBRN	\$ 813
MT1843-NLDK/PVDBRN	\$ 813

3b. Polished Chrome - Find Prices & Order

Brushed Nickel	Price
MT2000-2D/CPB	\$ 627
MT5003L-NLD/CPB	\$ 284
MT300D/CPB	\$ 188
MT200EVD/CPB	\$ 192
MT202D/CPB	\$ 205
MT957RD/CPB	\$ 384
MT964KD/CPB	\$ 384
MT1820-NLD/CPB	\$ 970
MT1830-NLD/CPB	\$ 929
MT1840-NLD/CPB	\$ 929
MT1821-NLD/CPB	\$ 1229
MT1831-NLD/CPB	\$ 1189
MT1841-NLD/CPB	\$ 1189
MT1823-NLD/CPB	\$ 756
MT1833-NLD/CPB	\$ 737
MT1843-NLD/CPB	\$ 737
Products with Knurling	
MT1820-NLD/CPB	\$ 1047
MT1830-NLDK/CPB	\$ 1007
MT1840-NLDK/CPB	\$ 1007
MT1821-NLD/CPB	\$ 1341
MT1831-NLDK/CPB	\$ 1302
MT1841-NLDK/CPB	\$ 1302
MT1823-NLD/CPB	\$ 816
MT1833-NLDK/CPB	\$ 813
MT1843-NLDK/CPB	\$ 813

3c. Polished Nickel - Find Prices & Order

Brushed Nickel	Price
MT2000-2D/PN	\$ 627
MT5003L-NLD/PN	\$ 284
MT300D/PN	\$ 188
MT200EVD/PN	\$ 192
MT202D/PN	\$ 205
MT957RD/PN	\$ 384
MT964KD/PN	\$ 384
MT1820-NLD/PVDPN	\$ 970
MT1830-NLD/PVDPN	\$ 929
MT1840-NLD/PVDPN	\$ 929
MT1821-NLD/PVDPN	\$ 1229
MT1831-NLD/PVDPN	\$ 1189
MT1841-NLD/PVDPN	\$ 1189
MT1823-NLD/PVDPN	\$ 756
MT1833-NLD/PVDPN	\$ 737
MT1843-NLD/PVDPN	\$ 737
Products with Knurling	
MT1820-NLD/PVDPN	\$ 1047
MT1830-NLDK/PVDPN	\$ 1007
MT1840-NLDK/PVDPN	\$ 1007
MT1821-NLD/PVDPN	\$ 1341
MT1831-NLDK/PVDPN	\$ 1302
MT1841-NLDK/PVDPN	\$ 1302
MT1823-NLD/PVDPN	\$ 816
MT1833-NLDK/PVDPN	\$ 813
MT1843-NLDK/PVDPN	\$ 813

3d. Champagne Bronze - Find Prices & Order

Brushed Nickel	Price
MT2000-2D/CHBRZ	\$ 627
MT5003L-NLD/CHBRZ	\$ 284
MT300D/CHBRZ	\$ 188
MT200EVD/CHBRZ	\$ 192
MT202D/CHBRZ	\$ 205
MT957RD/CHBRZ	\$ 384
MT964KD/CHBRZ	\$ 384
MT1820-NLD/CHBRZ	\$ 970
MT1830-NLD/CHBRZ	\$ 929
MT1840-NLD/CHBRZ	\$ 929
MT1821-NLD/CHBRZ	\$ 1229
MT1831-NLD/CHBRZ	\$ 1189
MT1841-NLD/CHBRZ	\$ 1189
MT1823-NLD/CHBRZ	\$ 756
MT1833-NLD/CHBRZ	\$ 737
MT1843-NLD/CHBRZ	\$ 737
Products with Knurling	
MT1820-NLD/CHBRZ	\$ 1047
MT1830-NLDK/CHBRZ	\$ 1007
MT1840-NLDK/CHBRZ	\$ 1007
MT1821-NLD/CHBRZ	\$ 1341
MT1831-NLDK/CHBRZ	\$ 1302
MT1841-NLDK/CHBRZ	\$ 1302
MT1823-NLD/CHBRZ	\$ 816
MT1833-NLDK/CHBRZ	\$ 813
MT1843-NLDK/CHBRZ	\$ 813



Brass Oval Handle with 1/4 Turn Ball Valve - Lead Free

(Angle)

1/2" Female IPS Inlet x 3/8" O.D. Compression Outlet



Oval Handle Angle Valve



MT401-NL

Our oval handle angle valve is designed for a traditional look.

Standard Finishes

MT401-NL/BRN	Brushed Nickel	\$ 144
MT401-NL/CHBRZ	Champagne Bronze	\$ 192
MT401-NL/CPB	Polished Chrome	\$ 109
MT401-NL/MB	Matte Black	\$ 165
MT401-NL/ORB	Oil Rubbed Bronze	\$ 154
MT401-NL/PN	Polished Nickel	\$ 144
MT401-NL/ULB	Unlacquered Brass	\$ 109
MT401-NL/VB	Venetian Bronze	\$ 154

Group 1 Finishes

All Group 1 Finishes **\$ 165**

Group 2 Finishes

All Group 2 Finishes **\$ 192**

Brass Oval Handle with 1/4 Turn Ball Valve - Lead Free

(Angle)

1/2" Compression (5/8" O.D.) Inlet x 3/8" O.D. Compression Outlet



Oval Handle Angle Valve



MT403-NL

Our oval handle angle valve is designed for a traditional look.

Standard Finishes

MT403-NL/BRN	Brushed Nickel	\$ 144
MT403-NL/CHBRZ	Champagne Bronze	\$ 234
MT403-NL/CPB	Polished Chrome	\$ 112
MT403-NL/MB	Matte Black	\$ 199
MT403-NL/ORB	Oil Rubbed Bronze	\$ 159
MT403-NL/PN	Polished Nickel	\$ 144
MT403-NL/ULB	Unlacquered Brass	\$ 112
MT403-NL/VB	Venetian Bronze	\$ 159

Group 1 Finishes

All Group 1 Finishes **\$ 199**

Group 2 Finishes

All Group 2 Finishes **\$ 234**



Brass Oval Handle with 1/4 Turn Ball Valve - Lead Free

(Straight)

1/2" Compression (5/8" O.D.) Inlet x 3/8" O.D. Compression Outlet



Oval Handle Straight Valve



MT410-NL

Our oval handle straight valve is designed for a traditional look.

Standard Finishes

MT410-NL/BRN	Brushed Nickel	\$ 132
MT410-NL/CHBRZ	Champagne Bronze	\$ 217
MT410-NL/CPB	Polished Chrome	\$ 89
MT410-NL/MB	Matte Black	\$ 166
MT410-NL/ORB	Oil Rubbed Bronze	\$ 144
MT410-NL/PN	Polished Nickel	\$ 132
MT410-NL/ULB	Unlacquered Brass	\$ 89
MT410-NL/VB	Venetian Bronze	\$ 144

Group 1 Finishes

All Group 1 Finishes \$ 166

Group 2 Finishes

All Group 2 Finishes \$ 217

Brass Oval Handle with 1/4 Turn Ceramic Disc Cartridge Valve - Lead Free

(Angle)

1/2" Female IPS Inlet x 3/8" O.D. Compression Outlet



Oval Handle Angle Valve



MT6001-NL

Our deluxe oval handle angle valve blends with traditional or contemporary.

Standard Finishes

MT6001-NL/BRN	Brushed Nickel	\$ 150
MT6001-NL/CHBRZ	Champagne Bronze	\$ 342
MT6001-NL/CPB	Polished Chrome	\$ 130
MT6001-NL/MB	Matte Black	\$ 261
MT6001-NL/ORB	Oil Rubbed Bronze	\$ 176
MT6001-NL/PN	Polished Nickel	\$ 150
MT6001-NL/ULB	Unlacquered Brass	\$ 130
MT6001-NL/VB	Venetian Bronze	\$ 176

Group 1 Finishes

All Group 1 Finishes \$ 261

Group 2 Finishes

All Group 2 Finishes \$ 342



Brass Oval Handle with 1/4 Turn Ceramic Disc Cartridge Valve - Lead Free (Angle)

1/2" Compression (5/8" O.D.) Inlet x 3/8" O.D. Compression Outlet



Oval Handle Angle Valve



MT6003-NL

Our deluxe oval handle angle valve blends with traditional or contemporary.

Standard Finishes

MT6003-NL/BRN	Brushed Nickel	\$ 150
MT6001-NL/CHBRZ	Champagne Bronze	\$ 342
MT6003-NL/CPB	Polished Chrome	\$ 130
MT6003-NL/MB	Matte Black	\$ 261
MT6003-NL/ORB	Oil Rubbed Bronze	\$ 176
MT6003-NL/PN	Polished Nickel	\$ 150
MT6003-NL/ULB	Unlacquered Brass	\$ 130
MT6003-NL/VB	Venetian Bronze	\$ 176

Group 1 Finishes

All Group 1 Finishes \$ 261

Group 2 Finishes

All Group 2 Finishes \$ 342

Brass Cross Handle with 1/4 Turn Ball Valve - Lead Free (Angle)

1/2" Female IPS Inlet x 3/8" O.D. Compression Outlet



Cross Handle Angle Valve



MT616-NL

Our cross handle angle valve is designed for a traditional look.

Standard Finishes

MT616-NL/BRN	Brushed Nickel	\$ 173
MT616-NL/CHBRZ	Champagne Bronze	\$ 279
MT616-NL/CPB	Polished Chrome	\$ 125
MT616-NL/MB	Matte Black	\$ 234
MT616-NL/ORB	Oil Rubbed Bronze	\$ 188
MT616-NL/PN	Polished Nickel	\$ 173
MT616-NL/ULB	Unlacquered Brass	\$ 125
MT616-NL/VB	Venetian Bronze	\$ 188

Group 1 Finishes

All Group 1 Finishes \$ 234

Group 2 Finishes

All Group 2 Finishes \$ 279



Brass Cross Handle with 1/4 Turn Ball Valve - Lead Free

(Angle)

1/2" Compression (5/8" O.D.) Inlet x 3/8" O.D. Compression Outlet



Cross Handle Angle Valve



MT621-NL

Our cross handle angle valve is designed for a traditional look.

Standard Finishes

MT621-NL/BRN	Brushed Nickel	\$ 173
MT621-NL/CHBRZ	Champagne Bronze	\$ 279
MT621-NL/CPB	Polished Chrome	\$ 125
MT621-NL/MB	Matte Black	\$ 234
MT621-NL/ORB	Oil Rubbed Bronze	\$ 188
MT621-NL/PN	Polished Nickel	\$ 173
MT621-NL/ULB	Unlacquered Brass	\$ 125
MT621-NL/VB	Venetian Bronze	\$ 188

Group 1 Finishes

All Group 1 Finishes \$ 234

Group 2 Finishes

All Group 2 Finishes \$ 279

Brass Cross Handle with 1/4 Turn Ceramic Disc Cartridge Valve - Lead Free

(Angle)

1/2" Female IPS Inlet x 3/8" O.D. Compression Outlet



Cross Handle Angle Valve



MT4001X-NL

Our cross handle angle valve is designed for a traditional look.

Standard Finishes

MT4001X-NL/BRN	Brushed Nickel	\$ 240
MT4001X-NL/CHBRZ	Champagne Bronze	\$ 374
MT4001X-NL/CPB	Polished Chrome	\$ 163
MT4001X-NL/MB	Matte Black	\$ 284
MT4001X-NL/ORB	Oil Rubbed Bronze	\$ 251
MT4001X-NL/PN	Polished Nickel	\$ 240
MT4001X-NL/ULB	Unlacquered Brass	\$ 163
MT4001X-NL/VB	Venetian Bronze	\$ 251

Group 1 Finishes

All Group 1 Finishes \$ 284

Group 2 Finishes

All Group 2 Finishes \$ 374





Brass Cross Handle with 1/4 Turn Ceramic Disc Cartridge Valve - Lead Free

(Angle)

1/2" Compression (5/8" O.D.) Inlet x 3/8" O.D. Compression Outlet



Cross Handle Angle Valve



MT4003X-NL

Our cross handle angle valve is designed for a traditional look.

Standard Finishes

MT4003X-NL/BRN	Brushed Nickel	\$ 240
MT4003X-NL/CHBRZ	Champagne Bronze	\$ 374
MT4003X-NL/CPB	Polished Chrome	\$ 163
MT4003X-NL/MB	Matte Black	\$ 284
MT4003X-NL/ORB	Oil Rubbed Bronze	\$ 251
MT4003X-NL/PN	Polished Nickel	\$ 240
MT4003X-NL/ULB	Unlacquered Brass	\$ 163
MT4003X-NL/VB	Venetian Bronze	\$ 251

Group 1 Finishes

All Group 1 Finishes **\$ 284**

Group 2 Finishes

All Group 2 Finishes **\$ 374**

Brass Deluxe Cross Handle with 1/4 Turn Ceramic Disc Cartridge Valve - Lead Free

(Angle)

1/2" Compression (5/8" O.D.) Inlet x 3/8" O.D. Compression Outlet



Cross Handle Angle Valve



MT4004X-NL

Our deluxe cross handle angle valve and flange is designed for a very traditional look.

- Includes flange

Standard Finishes

MT4004X-NL/BRN	Brushed Nickel	\$ 347
MT4004X-NL/CHBRZ	Champagne Bronze	\$ 552
MT4004X-NL/CPB	Polished Chrome	\$ 239
MT4004X-NL/MB	Matte Black	\$ 420
MT4004X-NL/ORB	Oil Rubbed Bronze	\$ 382
MT4004X-NL/PN	Polished Nickel	\$ 347
MT4004X-NL/ULB	Unlacquered Brass	\$ 239
MT4004X-NL/VB	Venetian Bronze	\$ 382

Group 1 Finishes

All Group 1 Finishes **\$ 420**

Group 2 Finishes

All Group 2 Finishes **\$ 552**



Contemporary Lever Handle with 1/4 Turn Ceramic Disc Cartridge Valve - Lead Free (Angle)

1/2" Female IPS Inlet x 3/8" O.D. Compression Outlet



Lever Handle Angle Valve



MT5001L-NL

Our lever handle angle valve is designed for a contemporary look.

Standard Finishes

MT5001L-NL/BRN	Brushed Nickel	\$ 205
MT5001L-NL/CHBRZ	Champagne Bronze	\$ 373
MT5001L-NL/CPB	Polished Chrome	\$ 134
MT5001L-NL/MB	Matte Black	\$ 282
MT5001L-NL/ORB	Oil Rubbed Bronze	\$ 233
MT5001L-NL/PN	Polished Nickel	\$ 205
MT5001L-NL/ULB	Unlacquered Brass	\$ 134
MT5001L-NL/VB	Venetian Bronze	\$ 233

Group 1 Finishes

All Group 1 Finishes	\$ 282
----------------------	--------

Group 2 Finishes

All Group 2 Finishes	\$ 373
----------------------	--------

Contemporary Lever Handle with 1/4 Turn Ceramic Disc Cartridge Valve - Lead Free (Angle)

1/2" Compression (5/8" O.D.) Inlet x 3/8" O.D. Compression Outlet



Lever Handle Angle Valve



MT5003L-NL

Our lever handle angle valve is designed for a contemporary look.

Standard Finishes

MT5003L-NL/BRN	Brushed Nickel	\$ 205
MT5003L-NL/CHBRZ	Champagne Bronze	\$ 373
MT5003L-NL/CPB	Polished Chrome	\$ 134
MT5003L-NL/MB	Matte Black	\$ 282
MT5003L-NL/ORB	Oil Rubbed Bronze	\$ 233
MT5003L-NL/PN	Polished Nickel	\$ 205
MT5003L-NL/ULB	Unlacquered Brass	\$ 134
MT5003L-NL/VB	Venetian Bronze	\$ 233

Group 1 Finishes

All Group 1 Finishes	\$ 282
----------------------	--------

Group 2 Finishes

All Group 2 Finishes	\$ 373
----------------------	--------

Duet Finishes

MT5003L-NLD/BRN	Brushed Nickel	\$ 284
MT5003L-NLD/CHBRZ	Champagne Bronze	\$ 284
MT5003L-NLD/CPB	Polished Chrome	\$ 284
MT5003L-NLD/PN	Polished Nickel	\$ 284

(Matte Black is the Base Color for All Duet Products)



Base: MB
Accent: BRN



Base: MB
Accent: CPB



Base: MB
Accent: PN



Base: MB
Accent: CHBRZ



Mini Lever Handle with 1/4 Turn Ball Valve - Lead Free

(Angle)

1/2" Compression (5/8" O.D.) Inlet x 3/8" O.D. Compression Outlet



Lever Handle Angle Valve



MT521-NL

Our mini lever handle angle valve is designed for a contemporary look.

Standard Finishes

MT521-NL/BRN	Brushed Nickel	\$ 158
MT521-NL/CHBRZ	Champagne Bronze	\$ 252
MT521-NL/CPB	Polished Chrome	\$ 114
MT521-NL/MB	Matte Black	\$ 214
MT521-NL/ORB	Oil Rubbed Bronze	\$ 171
MT521-NL/PN	Polished Nickel	\$ 158
MT521-NL/ULB	Unlacquered Brass	\$ 114
MT521-NL/VB	Venetian Bronze	\$ 171

Group 1 Finishes

All Group 1 Finishes \$ 214

Group 2 Finishes

All Group 2 Finishes \$ 252

Contemporary Lever Handle with 1/4 Turn Ceramic Disc Cartridge Valve - Lead Free (Straight)

1/2" Compression (5/8" O.D.) Inlet x 3/8" O.D. Compression Outlet



Lever Handle Straight Valve



MT5120L-NL

Our lever handle straight valve is designed for a contemporary look.

Standard Finishes

MT5120L-NL/BRN	Brushed Nickel	\$ 213
MT5120L-NL/CHBRZ	Champagne Bronze	\$ 382
MT5120L-NL/CPB	Polished Chrome	\$ 146
MT5120L-NL/MB	Matte Black	\$ 292
MT5120L-NL/ORB	Oil Rubbed Bronze	\$ 242
MT5120L-NL/PN	Polished Nickel	\$ 213
MT5120L-NL/ULB	Unlacquered Brass	\$ 146
MT5120L-NL/VB	Venetian Bronze	\$ 242

Group 1 Finishes

All Group 1 Finishes \$ 292

Group 2 Finishes

All Group 2 Finishes \$ 382





Contemporary Round Handle with 1/4 Turn Ceramic Disc Cartridge Valve - Lead Free (Angle)

1/2" Compression (5/8" O.D.) Inlet x 3/8" O.D. Compression Outlet



Round Handle Angle Valve



MT6004-NL

Our round handle angle valve is designed for a contemporary look.

Standard Finishes

MT6004-NL/BRN	Brushed Nickel	\$ 291
MT6004-NL/CHBRZ	Champagne Bronze	\$ 406
MT6004-NL/CPB	Polished Chrome	\$ 191
MT6004-NL/MB	Matte Black	\$ 369
MT6004-NL/ORB	Oil Rubbed Bronze	\$ 329
MT6004-NL/PN	Polished Nickel	\$ 291
MT6004-NL/ULB	Unlacquered Brass	\$ 191
MT6004-NL/VB	Venetian Bronze	\$ 329

Group 1 Finishes

All Group 1 Finishes \$ 369

Group 2 Finishes

All Group 2 Finishes \$ 406

Contemporary Square Handle with 1/4 Turn Ceramic Disc Cartridge Valve - Lead Free (Angle)

1/2" Compression (5/8" O.D.) Inlet x 3/8" O.D. Compression Outlet



Square Handle Angle Valve



MT5004-NL

Our square handle angle valve is designed for a contemporary look.

Standard Finishes

MT5004-NL/BRN	Brushed Nickel	\$ 299
MT5004-NL/CHBRZ	Champagne Bronze	\$ 432
MT5004-NL/CPB	Polished Chrome	\$ 212
MT5004-NL/MB	Matte Black	\$ 394
MT5004-NL/ORB	Oil Rubbed Bronze	\$ 345
MT5004-NL/PN	Polished Nickel	\$ 299
MT5004-NL/ULB	Unlacquered Brass	\$ 212
MT5004-NL/VB	Venetian Bronze	\$ 345

Group 1 Finishes

All Group 1 Finishes \$ 394

Group 2 Finishes

All Group 2 Finishes \$ 432



Brass Oval Handle with 1/4 Turn Ball Valve - Lead Free

(Sweat - Angle)

1/2" Copper Sweat Inlet x 3/8" O.D. Compression Outlet



Oval Handle Angle Sweat Valve



MT316-NL

This angle sweat valve is traditionally styled with a brass oval handle.

- Includes 5" sweat extension and bell flange

Standard Finishes

MT316-NL/BRN	Brushed Nickel	\$ 179
MT316-NL/CHBRZ	Champagne Bronze	\$ 226
MT316-NL/CPB	Polished Chrome	\$ 139
MT316-NL/MB	Matte Black	\$ 192
MT316-NL/ORB	Oil Rubbed Bronze	\$ 184
MT316-NL/PN	Polished Nickel	\$ 179
MT316-NL/ULB	Unlacquered Brass	\$ 139
MT316-NL/VB	Venetian Bronze	\$ 184

Group 1 Finishes

All Group 1 Finishes \$ 192

Group 2 Finishes

All Group 2 Finishes \$ 226

Brass Oval Handle with 1/4 Turn Ball Valve - Lead Free

(Sweat - Straight)

1/2" Copper Sweat Inlet x 3/8" O.D. Compression Outlet



Oval Handle Straight Sweat Valve



MT317-NL

This straight sweat valve is traditionally styled with a brass oval handle.

- Includes 5" sweat extension and bell flange

Standard Finishes

MT317-NL/BRN	Brushed Nickel	\$ 180
MT317-NL/CHBRZ	Champagne Bronze	\$ 258
MT317-NL/CPB	Polished Chrome	\$ 126
MT317-NL/MB	Matte Black	\$ 207
MT317-NL/ORB	Oil Rubbed Bronze	\$ 206
MT317-NL/PN	Polished Nickel	\$ 180
MT317-NL/ULB	Unlacquered Brass	\$ 126
MT317-NL/VB	Venetian Bronze	\$ 206

Group 1 Finishes

All Group 1 Finishes \$ 207

Group 2 Finishes

All Group 2 Finishes \$ 258



Brass Cross Handle with 1/4 Turn Ball Valve - Lead Free

(Sweat - Angle)

1/2" Copper Sweat Inlet x 3/8"
O.D. Compression Outlet



Cross Handle Angle Sweat Valve



MT629-NL

This angle sweat valve is traditionally styled with a cross handle.

- Includes 5" sweat extension and bell flange

Standard Finishes

MT629-NL/BRN	Brushed Nickel	\$ 174
MT629-NL/CHBRZ	Champagne Bronze	\$ 226
MT629-NL/CPB	Polished Chrome	\$ 139
MT629-NL/MB	Matte Black	\$ 192
MT629-NL/ORB	Oil Rubbed Bronze	\$ 184
MT629-NL/PN	Polished Nickel	\$ 174
MT629-NL/ULB	Unlacquered Brass	\$ 129
MT629-NL/VB	Venetian Bronze	\$ 184

Group 1 Finishes

All Group 1 Finishes \$ 192

Group 2 Finishes

All Group 2 Finishes \$ 226

Brass Cross Handle with 1/4 Turn Ball Valve - Lead Free

(Sweat - Straight)

1/2" Copper Sweat Inlet x 3/8"
O.D. Compression Outlet



Cross Handle Straight Sweat Valve



MT631-NL

This straight sweat valve is traditionally styled with a cross handle.

- Includes 5" sweat extension and bell flange

Standard Finishes

MT631-NL/BRN	Brushed Nickel	\$ 212
MT631-NL/CHBRZ	Champagne Bronze	\$ 316
MT631-NL/CPB	Polished Chrome	\$ 173
MT631-NL/MB	Matte Black	\$ 286
MT631-NL/ORB	Oil Rubbed Bronze	\$ 240
MT631-NL/PN	Polished Nickel	\$ 212
MT631-NL/ULB	Unlacquered Brass	\$ 173
MT631-NL/VB	Venetian Bronze	\$ 240

Group 1 Finishes

All Group 1 Finishes \$ 286

Group 2 Finishes

All Group 2 Finishes \$ 316



Brass Cross Handle with 1/4 Turn Ceramic Disc Cartridge Valve - Lead Free

(Sweat - Angle)

1/2" Copper Sweat Inlet x 3/8" O.D. Compression Outlet



Cross Handle Angle Sweat Valve



MT416X-NL

This angle sweat valve is traditionally styled with a cross handle.

- Includes 5" sweat extension and 11/16" bell flange

Standard Finishes

MT416X-NL/BRN	Brushed Nickel	\$ 286
MT416X-NL/CHBRZ	Champagne Bronze	\$ 446
MT416X-NL/CPB	Polished Chrome	\$ 220
MT416X-NL/MB	Matte Black	\$ 340
MT416X-NL/ORB	Oil Rubbed Bronze	\$ 315
MT416X-NL/PN	Polished Nickel	\$ 286
MT416X-NL/ULB	Unlacquered Brass	\$ 220
MT416X-NL/VB	Venetian Bronze	\$ 315

Group 1 Finishes

All Group 1 Finishes \$ 340


Group 2 Finishes

All Group 2 Finishes \$ 446

Brass Cross Handle with 1/4 Turn Ceramic Disc Cartridge Valve - Lead Free

(Sweat - Straight)

1/2" Copper Sweat Inlet x 3/8" O.D. Compression Outlet



Cross Handle Straight Sweat Valve



MT417X-NL

This straight sweat valve is traditionally styled with a cross handle.

- Includes 5" sweat extension and 11/16" bell flange

Standard Finishes

MT417X-NL/BRN	Brushed Nickel	\$ 296
MT417X-NL/CHBRZ	Champagne Bronze	\$ 457
MT417X-NL/CPB	Polished Chrome	\$ 231
MT417X-NL/MB	Matte Black	\$ 349
MT417X-NL/ORB	Oil Rubbed Bronze	\$ 322
MT417X-NL/PN	Polished Nickel	\$ 296
MT417X-NL/ULB	Unlacquered Brass	\$ 231
MT417X-NL/VB	Venetian Bronze	\$ 322

Group 1 Finishes

All Group 1 Finishes \$ 349

Group 2 Finishes

All Group 2 Finishes \$ 457



Contemporary Lever Handle with 1/4 Turn Ceramic Disc Cartridge Valve - Lead Free (Sweat - Angle)

1/2" Copper Sweat Inlet x 3/8" O.D. Compression Outlet



Lever Handle Angle Sweat Valve



MT516L-NL

This angle sweat valve is a contemporary styled valve with a lever handle.

- Includes 5" sweat extension and 11/16" bell flange

Standard Finishes

MT516L-NL/BRN	Brushed Nickel	\$ 292
MT516L-NL/CHBRZ	Champagne Bronze	\$ 421
MT516L-NL/CPB	Polished Chrome	\$ 198
MT516L-NL/MB	Matte Black	\$ 382
MT516L-NL/ORB	Oil Rubbed Bronze	\$ 339
MT516L-NL/PN	Polished Nickel	\$ 292
MT516L-NL/ULB	Unlacquered Brass	\$ 198
MT516L-NL/VB	Venetian Bronze	\$ 339

Group 1 Finishes


All Group 1 Finishes \$ 382

Group 2 Finishes

All Group 2 Finishes \$ 421

Contemporary Lever Handle with 1/4 Turn Ceramic Disc Cartridge Valve - Lead Free (Sweat - Straight)

1/2" Copper Sweat Inlet x 3/8" O.D. Compression Outlet



Lever Handle Straight Sweat Valve



MT517L-NL

This straight sweat valve is a contemporary styled valve with a lever handle.

- Includes 5" sweat extension and 11/16" bell flange

Standard Finishes

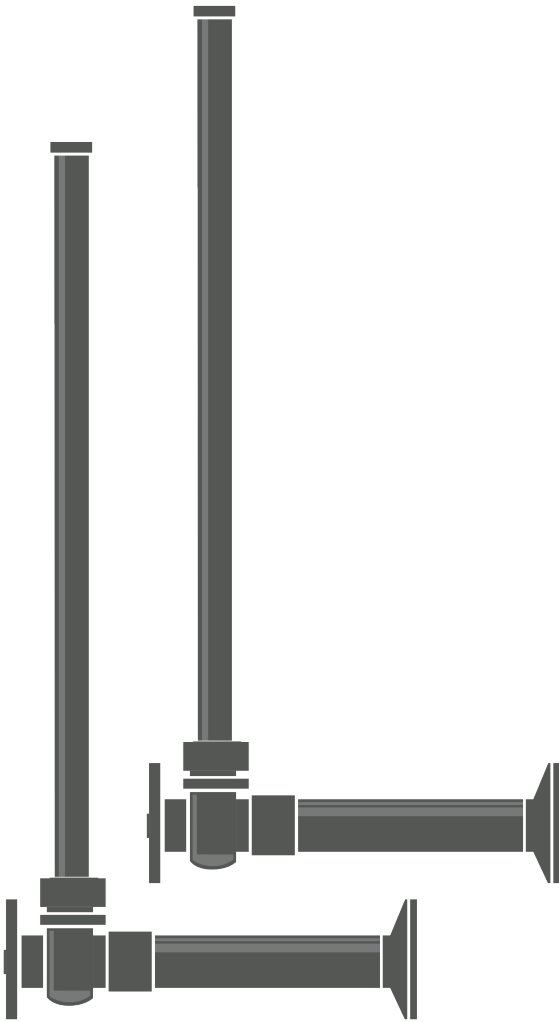
MT517L-NL/BRN	Brushed Nickel	\$ 303
MT517L-NL/CHBRZ	Champagne Bronze	\$ 435
MT517L-NL/CPB	Polished Chrome	\$ 206
MT517L-NL/MB	Matte Black	\$ 394
MT517L-NL/ORB	Oil Rubbed Bronze	\$ 347
MT517L-NL/PN	Polished Nickel	\$ 303
MT517L-NL/ULB	Unlacquered Brass	\$ 206
MT517L-NL/VB	Venetian Bronze	\$ 347

Group 1 Finishes

All Group 1 Finishes \$ 394

Group 2 Finishes

All Group 2 Finishes \$ 435



Section Contents

Supply Parts **165 - 168**

Lavatory Supply Kit

Angle/Straight **169 - 176**

Angle Sweat **177 - 178**

Angle - Cover Tube **179**

Lavatory Supply Kit - Bottle Trap

Angle/Straight **180 - 185**

Angle Sweat **185**

Lavatory Supply Kit - P-Trap (1-1/4")

Angle/Straight **186 - 190**

Angle/Straight Sweat **190 - 191**

Lavatory Supply Kit - P-Trap (1-1/2")

Angle/Straight **191 - 195**

Angle/Straight Sweat **196**

Lavatory Supply Kit New England

Angle/Straight **197 - 204**

Angle/Straight Sweat **205 - 208**

Toilet Supply Kits

Angle/Straight **209 - 216**

Angle/Straight Sweat **217 - 220**

Angle - Cover Tube **221**

Fixture Planning Diagrams

Use the bath sink, pedestal sink, toilet, and bidet fixture planning diagram to simplify your product selection and complete your design.

Bath Sink Fixture Planning Diagram **20**

Pedestal Sink Fixture Planning Diagram **21**

Toilet Fixture Planning Diagram **22**

Bidet Fixture Planning Diagram **23**



Rigid Supply Tubes for Lavatory Connections Bull Nose Risers



MT432X

Bull Nose Supply Tube For Lavatory - 20" with Metal End Piece

MT432X

Bull nose supply tube risers with metal end piece for lavatory connections.

- Rigid Supply Tube
- 3/8" O.D. x 20" Long
- Available in 20" only
- Lead Free Material
- Can be hand formed for installation, but a spring bender is recommended
- NSF/ANSI/CAN 61: Q ≤ 1



Bull Nose Supply Tube For Lavatory - 12" with Metal End Piece

MT431X

Bull nose supply tube risers with metal end piece for lavatory connections.

- Rigid Supply Tube
- 3/8" O.D. x 12" Long
- Lead Free Material
- Can be hand formed for installation, but a spring bender is recommended
- NSF/ANSI/CAN 61: Q ≤ 1

Standard Finishes

MT431X/BRN	Brushed Nickel	\$ 48
MT431X/CHBRZ	Champagne Bronze	\$ 99
MT431X/CPB	Polished Chrome	\$ 41
MT431X/MB	Matte Black	\$ 60
MT431X/ORB	Oil Rubbed Bronze	\$ 56
MT431X/PN	Polished Nickel	\$ 48
MT431X/ULB	Unlacquered Brass	\$ 41
MT431X/VB	Venetian Bronze	\$ 56

Group 1 Finishes

All Group 1 Finishes **\$ 60**

Group 2 Finishes

All Group 2 Finishes **\$ 99**

Standard Finishes

MT432X/BRN	Brushed Nickel	\$ 39
MT432X/CHBRZ	Champagne Bronze	\$ 82
MT432X/CPB	Polished Chrome	\$ 33
MT432X/MB	Matte Black	\$ 52
MT432X/ORB	Oil Rubbed Bronze	\$ 46
MT432X/PN	Polished Nickel	\$ 39
MT432X/ULB	Unlacquered Brass	\$ 33
MT432X/VB	Venetian Bronze	\$ 46

Group 1 Finishes

All Group 1 Finishes **\$ 52**

Group 2 Finishes

All Group 2 Finishes **\$ 82**



Bull Nose Supply Tube For Lavatory - 30" with Metal End Piece

MT4321X

Bull nose supply tube risers with metal end piece for lavatory connections.

- Rigid Supply Tube
- 3/8" O.D. x 30" Long
- Lead Free Material
- Can be hand formed for installation, but a spring bender is recommended
- NSF/ANSI/CAN 61: Q ≤ 1

Standard Finishes

MT4321X/BRN	Brushed Nickel	\$ 75
MT4321X/CHBRZ	Champagne Bronze	\$ 174
MT4321X/CPB	Polished Chrome	\$ 55
MT4321X/MB	Matte Black	\$ 107
MT4321X/ORB	Oil Rubbed Bronze	\$ 92
MT4321X/PN	Polished Nickel	\$ 75
MT4321X/ULB	Unlacquered Brass	\$ 55
MT4321X/VB	Venetian Bronze	\$ 92

Group 1 Finishes

All Group 1 Finishes **\$ 107**

Group 2 Finishes

All Group 2 Finishes **\$ 174**



Rigid Supply Tubes for Toilet Connections Flat Head Risers



Flat Head Riser Supply Tube For Toilet - 12"

MT435X

Flat head supply tube risers with plastic end piece for toilet connections.

- Rigid Supply Tube
- 3/8" O.D. x 12" Long
- Lead Free Material
- Can be hand formed for installation, but a spring bender is recommended

Standard Finishes

MT435X/BRN	Brushed Nickel	\$ 46
MT435X/CHBRZ	Champagne Bronze	\$ 98
MT435X/CPB	Polished Chrome	\$ 36
MT435X/MB	Matte Black	\$ 59
MT435X/ORB	Oil Rubbed Bronze	\$ 55
MT435X/PN	Polished Nickel	\$ 46
MT435X/ULB	Unlacquered Brass	\$ 36
MT435X/VB	Venetian Bronze	\$ 55

Group 1 Finishes

All Group 1 Finishes **\$ 59**

Group 2 Finishes

All Group 2 Finishes **\$ 98**

Flat Head Riser Supply Tube For Toilet - 20"

MT436X

Flat head supply tube risers with plastic end piece for toilet connections.

- Rigid Supply Tube
- 3/8" O.D. x 20" Long
- Lead Free Material
- Can be hand formed for installation, but a spring bender is recommended

Standard Finishes

MT436X/BRN	Brushed Nickel	\$ 53
MT436X/CHBRZ	Champagne Bronze	\$ 106
MT436X/CPB	Polished Chrome	\$ 41
MT436X/MB	Matte Black	\$ 65
MT436X/ORB	Oil Rubbed Bronze	\$ 58
MT436X/PN	Polished Nickel	\$ 53
MT436X/ULB	Unlacquered Brass	\$ 41
MT436X/VB	Venetian Bronze	\$ 58

Group 1 Finishes

All Group 1 Finishes **\$ 65**

Group 2 Finishes

All Group 2 Finishes **\$ 106**

Notes:



Flanges - Low Pattern



MT441X



MT442X

Flat Sure Grip Brass Flange

MT441X

A flat sure grip brass flange to fit over 5/8" O.D. copper tube.

- 5/8" I.D. x 2-1/2" O.D. x 13/32" HT

MT442X

A flat sure grip brass flange to fit over 1/2" IPS.

- 13/16" I.D. x 2-1/2" O.D. x 13/32" HT

Standard Finishes

MT441X/BRN	MT442X/BRN	Brushed Nickel	\$ 23
MT441X/CHBRZ	MT442X/CHBRZ	Champagne Bronze	\$ 49
MT441X/CPB	MT442X/CPB	Polished Chrome	\$ 9
MT441X/MB	MT442X/MB	Matte Black	\$ 30
MT441X/ORB	MT442X/ORB	Oil Rubbed Bronze	\$ 24
MT441X/PN	MT442X/PN	Polished Nickel	\$ 23
MT441X/ULB	MT442X/ULB	Unlacquered Brass	\$ 9
MT441X/VB	MT442X/VB	Venetian Bronze	\$ 24


Group 1 Finishes

All Group 1 Finishes **\$ 30**


Group 2 Finishes

All Group 2 Finishes **\$ 49**

Flanges - Brass Bell



MT443X



MT445X

Brass Bell Sure Grip Brass Flange

MT443X

A brass bell sure grip flange to fit over 1/2" IPS pipe nipples.

- 13/16" I.D. x 2-13/32" O.D. x 1-1/8" HT

MT445X

A brass bell sure grip flange to fit over 5/8" O.D. copper tube.

- 5/8" I.D. x 2-13/32" O.D. x 1-1/8" HT

Standard Finishes

MT443X/BRN	MT445X/BRN	Brushed Nickel	\$ 26
MT443X/CHBRZ	MT445X/CHBRZ	Champagne Bronze	\$ 51
MT443X/CPB	MT445X/CPB	Polished Chrome	\$ 13
MT443X/MB	MT445X/MB	Matte Black	\$ 32
MT443X/ORB	MT445X/ORB	Oil Rubbed Bronze	\$ 30
MT443X/PN	MT445X/PN	Polished Nickel	\$ 26
MT443X/ULB	MT445X/ULB	Unlacquered Brass	\$ 13
MT443X/VB	MT445X/VB	Venetian Bronze	\$ 30

Group 1 Finishes

All Group 1 Finishes **\$ 32**

Group 2 Finishes

All Group 2 Finishes **\$ 51**

Standard Finishes


MT4390X/BRN	Brushed Nickel	\$ 68
MT4390X/CHBRZ	Champagne Bronze	\$ 100
MT4390X/CPB	Polished Chrome	\$ 44
MT4390X/MB	Matte Black	\$ 85
MT4390X/ORB	Oil Rubbed Bronze	\$ 71
MT4390X/PN	Polished Nickel	\$ 68
MT4390X/ULB	Unlacquered Brass	\$ 44
MT4390X/VB	Venetian Bronze	\$ 71

Group 1 Finishes

All Group 1 Finishes **\$ 85**

Group 2 Finishes

All Group 2 Finishes **\$ 100**



Brass Cover Tube & Flange

MT4390X

Cover tube for O.D. Compression x O.D. Compression


- 6" cover tube that can be cut to size
- Covers 1/2" copper stub
- Includes Flange



Brass Oval Handle with 1/4 Turn Ball Valve - Lead Free

(Angle - No Trap)

1/2" Female IPS Inlet x 3/8" O.D. Compression Outlet



Oval Handle (valve MT401-NL)

MT4934-NL

Complete Lavatory Supply Kits include everything you need to install your bathroom lavatory sink. Our oval handle angle valve is designed for a traditional look.

- 2 - MT401-NL Angle Valves
- 2 - MT432X 3/8" x 20" Rigid Supply Tubes
- 2 - MT450X 1/2" x 4" Pipe Nipples
- 2 - MT442X Sure Grip Flanges

Standard Finishes

MT4934-NL/BRN	Brushed Nickel	\$ 540
MT4934-NL/CHBRZ	Champagne Bronze	\$ 930
MT4934-NL/CPB	Polished Chrome	\$ 392
MT4934-NL/MB	Matte Black	\$ 670
MT4934-NL/ORB	Oil Rubbed Bronze	\$ 584
MT4934-NL/PN	Polished Nickel	\$ 540
MT4934-NL/ULB	Unlacquered Brass	\$ 392
MT4934-NL/VB	Venetian Bronze	\$ 584

Group 1 Finishes

All Group 1 Finishes **\$ 670**

Group 2 Finishes

All Group 2 Finishes **\$ 930**

Oval Handle (valve MT403-NL)

MT493BO-NL

Complete Lavatory Supply Kits include everything you need to install your bathroom lavatory sink. Our oval handle angle valve is designed for a traditional look.

- 2 - MT403-NL Angle Valves
- 2 - MT432X 3/8" x 20" Rigid Supply Tubes
- 2 - MT441X Sure Grip Flanges

Standard Finishes

MT493BO-NL/BRN	Brushed Nickel	\$ 411
MT493BO-NL/CHBRZ	Champagne Bronze	\$ 734
MT493BO-NL/CPB	Polished Chrome	\$ 308
MT493BO-NL/MB	Matte Black	\$ 561
MT493BO-NL/ORB	Oil Rubbed Bronze	\$ 457
MT493BO-NL/PN	Polished Nickel	\$ 411
MT493BO-NL/ULB	Unlacquered Brass	\$ 308
MT493BO-NL/VB	Venetian Bronze	\$ 457


Group 1 Finishes

All Group 1 Finishes **\$ 561**

Group 2 Finishes

All Group 2 Finishes **\$ 734**

1/2" Compression (5/8" O.D.) Inlet x 3/8" O.D. Compression Outlet






Brass Oval Handle with 1/4 Turn Ceramic Disc Cartridge Valve - Lead Free

(Angle - No Trap)

1/2" Female IPS Inlet x 3/8" O.D. Compression Outlet



Oval Handle (valve MT6001-NL)

MT6910-NL

Complete Lavatory Supply Kits include everything you need to install your bathroom lavatory sink. Our deluxe brass oval handle angle valve blends with traditional or contemporary fixtures.

- 2 - MT6001-NL Angle Valves
- 2 - MT432X 3/8" x 20" Rigid Supply Tubes
- 2 - MT450X 1/2" x 4" Pipe Nipples
- 2 - MT442X Sure Grip Flanges

Standard Finishes

MT6910-NL/BRN	Brushed Nickel	\$ 553
MT6910-NL/CHBRZ	Champagne Bronze	\$ 1231
MT6910-NL/CPB	Polished Chrome	\$ 432
MT6910-NL/MB	Matte Black	\$ 860
MT6910-NL/ORB	Oil Rubbed Bronze	\$ 627
MT6910-NL/PN	Polished Nickel	\$ 553
MT6910-NL/ULB	Unlaquered Brass	\$ 432
MT6910-NL/VB	Venetian Bronze	\$ 627

Group 1 Finishes

All Group 1 Finishes \$ 860

Group 2 Finishes

All Group 2 Finishes \$ 1231

Oval Handle (valve MT6003-NL)

MT6930-NL

Complete Lavatory Supply Kits include everything you need to install your bathroom lavatory sink. Our deluxe brass oval handle angle valve blends with traditional or contemporary fixtures.

- 2 - MT6003-NL Angle Valves
- 2 - MT432X 3/8" x 20" Rigid Supply Tubes
- 2 - MT441X Sure Grip Flanges

Standard Finishes

MT6930-NL/BRN	Brushed Nickel	\$ 423
MT6930-NL/CHBRZ	Champagne Bronze	\$ 949
MT6930-NL/CPB	Polished Chrome	\$ 342
MT6930-NL/MB	Matte Black	\$ 684
MT6930-NL/ORB	Oil Rubbed Bronze	\$ 490
MT6930-NL/PN	Polished Nickel	\$ 423
MT6930-NL/ULB	Unlacquered Brass	\$ 342
MT6930-NL/VB	Venetian Bronze	\$ 490


Group 1 Finishes

All Group 1 Finishes \$ 684

Group 2 Finishes

All Group 2 Finishes \$ 949

1/2" Compression (5/8" O.D.) Inlet x 3/8" O.D. Compression Outlet






Brass Cross Handle with 1/4 Turn Ball Valve - Lead Free

(Angle - No Trap)

1/2" Female IPS Inlet x 3/8" O.D. Compression Outlet



Cross Handle (valve MT616-NL)

MT6254X-NL

Complete Lavatory Supply Kits include everything you need to install your bathroom lavatory sink. Our cross handle angle valve is designed for a traditional look.

- 2 - MT616-NL Angle Valves
- 2 - MT432X 3/8" x 20" Rigid Supply Tubes
- 2 - MT450X 1/2" x 4" Pipe Nipples
- 2 - MT442X Sure Grip Flanges

Standard Finishes

MT6254X-NL/BRN	Brushed Nickel	\$ 596
MT6254X-NL/CHBRZ	Champagne Bronze	\$ 1101
MT6254X-NL/CPB	Polished Chrome	\$ 423
MT6254X-NL/MB	Matte Black	\$ 926
MT6254X-NL/ORB	Oil Rubbed Bronze	\$ 698
MT6254X-NL/PN	Polished Nickel	\$ 596
MT6254X-NL/ULB	Unlacquered Brass	\$ 423
MT6254X-NL/VB	Venetian Bronze	\$ 698

Group 1 Finishes

All Group 1 Finishes \$ 926

Group 2 Finishes

All Group 2 Finishes \$ 1101

Cross Handle (valve MT621-NL)

MT493BX-NL

Complete Lavatory Supply Kits include everything you need to install your bathroom lavatory sink. Our cross handle angle valve is designed for a traditional look.

- 2 - MT621-NL Angle Valves
- 2 - MT432X 3/8" x 20" Rigid Supply Tubes
- 2 - MT441X Sure Grip Flanges

Standard Finishes

MT493BX-NL/BRN	Brushed Nickel	\$ 467
MT493BX-NL/CHBRZ	Champagne Bronze	\$ 819
MT493BX-NL/CPB	Polished Chrome	\$ 333
MT493BX-NL/MB	Matte Black	\$ 634
MT493BX-NL/ORB	Oil Rubbed Bronze	\$ 514
MT493BX-NL/PN	Polished Nickel	\$ 467
MT493BX-NL/ULB	Unlacquered Brass	\$ 333
MT493BX-NL/VB	Venetian Bronze	\$ 514


Group 1 Finishes

All Group 1 Finishes \$ 634

Group 2 Finishes

All Group 2 Finishes \$ 819

1/2" Compression (5/8" O.D.) Inlet x 3/8" O.D. Compression Outlet






Brass Cross Handle with 1/4 Turn Ceramic Disc Cartridge Valve - Lead Free

(Angle - No Trap)

1/2" Female IPS Inlet x 3/8" O.D. Compression Outlet



Cross Handle (valve MT4001X-NL)

MT4910X-NL

Complete Lavatory Supply Kits include everything you need to install your bathroom lavatory sink. Our cross handle angle valve is designed for a traditional look.

- 2 - MT4001X-NL Angle Valves
- 2 - MT432X 3/8" x 20" Rigid Supply Tubes
- 2 - MT450X 1/2" x 4" Pipe Nipples
- 2 - MT442X Sure Grip Flanges

Standard Finishes

MT4910X-NL/BRN	Brushed Nickel	\$ 731
MT4910X-NL/CHBRZ	Champagne Bronze	\$ 1292
MT4910X-NL/CPB	Polished Chrome	\$ 499
MT4910X-NL/MB	Matte Black	\$ 907
MT4910X-NL/ORB	Oil Rubbed Bronze	\$ 779
MT4910X-NL/PN	Polished Nickel	\$ 731
MT4910X-NL/ULB	Unlacquered Brass	\$ 499
MT4910X-NL/VB	Venetian Bronze	\$ 779

Group 1 Finishes

All Group 1 Finishes \$ 907

Group 2 Finishes

All Group 2 Finishes \$ 1292

Cross Handle (valve MT4003X-NL)

MT4930X-NL

Complete Lavatory Supply Kits include everything you need to install your bathroom lavatory sink. Our cross handle angle valve is designed for a traditional look.

- 2 - MT4003X-NL Angle Valves
- 2 - MT432X 3/8" x 20" Rigid Supply Tubes
- 2 - MT441X Sure Grip Flanges

Standard Finishes

MT4930X-NL/BRN	Brushed Nickel	\$ 603
MT4930X-NL/CHBRZ	Champagne Bronze	\$ 1010
MT4930X-NL/CPB	Polished Chrome	\$ 410
MT4930X-NL/MB	Matte Black	\$ 731
MT4930X-NL/ORB	Oil Rubbed Bronze	\$ 643
MT4930X-NL/PN	Polished Nickel	\$ 603
MT4930X-NL/ULB	Unlacquered Brass	\$ 410
MT4930X-NL/VB	Venetian Bronze	\$ 643


Group 1 Finishes

All Group 1 Finishes \$ 731

Group 2 Finishes

All Group 2 Finishes \$ 1010

1/2" Compression (5/8" O.D.) Inlet x 3/8" O.D. Compression Outlet






Brass Cross Handle with 1/4 Turn Ceramic Disc Cartridge Valve - Lead Free

(Angle - No Trap)

1/2" Compression (5/8" O.D.) Inlet x 3/8" O.D. Compression Outlet



Cross Handle (valve MT4004X-NL)

MT4931X-NL

Complete Lavatory Supply Kits include everything you need to install your bathroom lavatory sink. Our deluxe cross handle angle valve and flange is designed for a very traditional look.

- 2 - MT4004X-NL Angle Valves
- 2 - MT432X 3/8" x 20" Rigid Supply Tubes

Standard Finishes

MT4931X-NL/BRN	Brushed Nickel	\$ 770
MT4931X-NL/CHBRZ	Champagne Bronze	\$ 1267
MT4931X-NL/CPB	Polished Chrome	\$ 544
MT4931X-NL/MB	Matte Black	\$ 943
MT4931X-NL/ORB	Oil Rubbed Bronze	\$ 858
MT4931X-NL/PN	Polished Nickel	\$ 770
MT4931X-NL/ULB	Unlacquered Brass	\$ 544
MT4931X-NL/VB	Venetian Bronze	\$ 858

Group 1 Finishes

All Group 1 Finishes \$ 943

Group 2 Finishes

All Group 2 Finishes \$ 1267

Contemporary Lever Handle with 1/4 Turn Ceramic Disc Cartridge Valve - Lead Free

(Angle - No Trap)

Lever Handle (valve MT5001L-NL)

MT5910L-NL

Complete Lavatory Supply Kits include everything you need to install your bathroom lavatory sink. Our lever handle angle valve is designed for a contemporary look.

- 2 - MT5001L-NL Angle Valves
- 2 - MT432X 3/8" x 20" Rigid Supply Tubes
- 2 - MT450X 1/2" x 4" Pipe Nipples
- 2 - MT442X Sure Grip Flanges

Standard Finishes

MT5910L-NL/BRN	Brushed Nickel	\$ 661
MT5910L-NL/CHBRZ	Champagne Bronze	\$ 1169
MT5910L-NL/CPB	Polished Chrome	\$ 441
MT5910L-NL/MB	Matte Black	\$ 902
MT5910L-NL/ORB	Oil Rubbed Bronze	\$ 743
MT5910L-NL/PN	Polished Nickel	\$ 661
MT5910L-NL/ULB	Unlacquered Brass	\$ 441
MT5910L-NL/VB	Venetian Bronze	\$ 743


Group 1 Finishes

All Group 1 Finishes \$ 902

Group 2 Finishes

All Group 2 Finishes \$ 1169


1/2" Female IPS Inlet x 3/8" O.D. Compression Outlet





Contemporary Lever Handle with 1/4 Turn Ceramic Disc Cartridge Valve - Lead Free (Angle - No Trap)

1/2" Compression (5/8" O.D.) Inlet x 3/8" O.D. Compression Outlet



Lever Handle (valve MT5003L-NL)

MT5930L-NL

Complete Lavatory Supply Kits include everything you need to install your bathroom lavatory sink. Our lever handle angle valve is designed for a contemporary look.

- 2 - MT5003L-NL Angle Valves
- 2 - MT432X 3/8" x 20" Rigid Supply Tubes
- 2 - MT441X Sure Grip Flanges

Standard Finishes

MT5930L-NL/BRN	Brushed Nickel	\$ 532
MT5930L-NL/CHBRZ	Champagne Bronze	\$ 971
MT5930L-NL/CPB	Polished Chrome	\$ 351
MT5930L-NL/MB	Matte Black	\$ 714
MT5930L-NL/ORB	Oil Rubbed Bronze	\$ 605
MT5930L-NL/PN	Polished Nickel	\$ 532
MT5930L-NL/ULB	Unlacquered Brass	\$ 351
MT5930L-NL/VB	Venetian Bronze	\$ 605

Group 1 Finishes

All Group 1 Finishes \$ 714

Group 2 Finishes

All Group 2 Finishes \$ 971

Mini Lever Handle with 1/4 Turn Ball Valve - Lead Free

(Angle - No Trap)

Lever Handle (valve MT521-NL)

MT493BL-NL

Complete Lavatory Supply Kits include everything you need to install your bathroom lavatory sink. Our lever handle angle valve is designed for a contemporary look.

- 2 - MT521-NL Angle Valves
- 2 - MT432X 3/8" x 20" Rigid Supply Tubes
- 2 - MT441X Sure Grip Flanges

Standard Finishes

MT493BL-NL/BRN	Brushed Nickel	\$ 467
MT493BL-NL/CHBRZ	Champagne Bronze	\$ 819
MT493BL-NL/CPB	Polished Chrome	\$ 333
MT493BL-NL/MB	Matte Black	\$ 634
MT493BL-NL/ORB	Oil Rubbed Bronze	\$ 514
MT493BL-NL/PN	Polished Nickel	\$ 467
MT493BL-NL/ULB	Unlacquered Brass	\$ 333
MT493BL-NL/VB	Venetian Bronze	\$ 514


Group 1 Finishes

All Group 1 Finishes \$ 634

Group 2 Finishes

All Group 2 Finishes \$ 819


1/2" Compression (5/8" O.D.) Inlet x 3/8" O.D. Compression Outlet





Contemporary Round Handle with 1/4 Turn Ceramic Disc Cartridge Valve - Lead Free (Angle - No Trap)

1/2" Compression (5/8" O.D.) Inlet x 3/8" O.D. Compression Outlet



Round Handle (valve MT6004-NL)

MT6931-NL

Complete Lavatory Supply Kits include everything you need to install your bathroom lavatory sink. Our round handle angle valve is designed for a contemporary look.

- 2 - MT6004-NL Angle Valves
- 2 - MT432X 3/8" x 20" Rigid Supply Tubes

Standard Finishes

MT6931-NL/BRN	Brushed Nickel	\$ 659
MT6931-NL/CHBRZ	Champagne Bronze	\$ 962
MT6931-NL/CPB	Polished Chrome	\$ 449
MT6931-NL/MB	Matte Black	\$ 839
MT6931-NL/ORB	Oil Rubbed Bronze	\$ 751
MT6931-NL/PN	Polished Nickel	\$ 659
MT6931-NL/ULB	Unlacquered Brass	\$ 449
MT6931-NL/VB	Venetian Bronze	\$ 751

Group 1 Finishes

All Group 1 Finishes \$ 839

Group 2 Finishes

All Group 2 Finishes \$ 962

Contemporary Square Handle with 1/4 Turn Ceramic Disc Cartridge Valve - Lead Free (Angle - No Trap)


Square Handle (valve MT5004-NL)

MT5931-NL

Complete Lavatory Supply Kits include everything you need to install your bathroom lavatory sink. Our square handle angle valve is designed for a contemporary look.

- 2 - MT5004-NL Angle Valves
- 2 - MT432X 3/8" x 20" Rigid Supply Tubes

1/2" Compression (5/8" O.D.) Inlet x 3/8" O.D. Compression Outlet



Standard Finishes

MT5931-NL/BRN	Brushed Nickel	\$ 678
MT5931-NL/CHBRZ	Champagne Bronze	\$ 990
MT5931-NL/CPB	Polished Chrome	\$ 488
MT5931-NL/MB	Matte Black	\$ 891
MT5931-NL/ORB	Oil Rubbed Bronze	\$ 781
MT5931-NL/PN	Polished Nickel	\$ 678
MT5931-NL/ULB	Unlacquered Brass	\$ 488
MT5931-NL/VB	Venetian Bronze	\$ 781

Group 1 Finishes

All Group 1 Finishes \$ 891

Group 2 Finishes


All Group 2 Finishes \$ 990



Brass Oval Handle with 1/4 Turn Ball Valve - Lead Free

(Straight - No Trap)

**1/2" Compression (5/8" O.D.) Inlet
x 3/8" O.D. Compression Outlet**



Oval Handle (valve MT410-NL)

MT4127-NL

Complete Lavatory Supply Kits include everything you need to install your bathroom lavatory sink. Our oval handle straight valve is designed for a traditional look.

- 2 - MT410-NL Straight Valves
- 2 - MT432X 3/8" x 20" Rigid Supply Tubes
- 2 - MT441X Sure Grip Flanges

Standard Finishes

MT4127-NL/BRN	Brushed Nickel	\$ 386
MT4127-NL/CHBRZ	Champagne Bronze	\$ 698
MT4127-NL/CPB	Polished Chrome	\$ 259
MT4127-NL/MB	Matte Black	\$ 495
MT4127-NL/ORB	Oil Rubbed Bronze	\$ 428
MT4127-NL/PN	Polished Nickel	\$ 386
MT4127-NL/ULB	Unlacquered Brass	\$ 259
MT4127-NL/VB	Venetian Bronze	\$ 428

Group 1 Finishes

All Group 1 Finishes **\$ 495**

Group 2 Finishes

All Group 2 Finishes **\$ 698**

Contemporary Lever Handle with 1/4 Turn Ceramic Disc Cartridge Valve - Lead Free

(Straight - No Trap)

Lever Handle (valve MT5120L-NL)

MT5121L-NL

Complete Lavatory Supply Kits include everything you need to install your bathroom lavatory sink. Our lever handle straight valve is designed for a contemporary look.

- 2 - MT5120L-NL Straight Valves
- 2 - MT432X 3/8" x 20" Rigid Supply Tubes
- 2 - MT441X Sure Grip Flanges

Standard Finishes

MT5121L-NL/BRN	Brushed Nickel	\$ 546
MT5121L-NL/CHBRZ	Champagne Bronze	\$ 990
MT5121L-NL/CPB	Polished Chrome	\$ 374
MT5121L-NL/MB	Matte Black	\$ 745
MT5121L-NL/ORB	Oil Rubbed Bronze	\$ 624
MT5121L-NL/PN	Polished Nickel	\$ 546
MT5121L-NL/ULB	Unlacquered Brass	\$ 374
MT5121L-NL/VB	Venetian Bronze	\$ 624


Group 1 Finishes

All Group 1 Finishes **\$ 745**

Group 2 Finishes

All Group 2 Finishes **\$ 990**

**1/2" Compression (5/8" O.D.) Inlet
x 3/8" O.D. Compression Outlet**






Brass Cross Handle with 1/4 Turn Ceramic Disc Cartridge Valve - Lead Free

(Sweat - Angle - No Trap)

1/2" Copper Sweat Inlet x 3/8" O.D. Compression Outlet



Cross Handle (valve MT416X-NL)

MT8122X-NL

Complete Lavatory Supply Kits include everything you need to install your bathroom lavatory sink. This angle sweat valve is traditionally styled with a cross handle.

- 2 - MT416X-NL Angle Sweat Valves
- 2 - MT432X 3/8" x 20" Rigid Supply Tubes

Standard Finishes

MT8122X-NL/BRN	Brushed Nickel	\$ 649
MT8122X-NL/CHBRZ	Champagne Bronze	\$ 1035
MT8122X-NL/CPB	Polished Chrome	\$ 508
MT8122X-NL/MB	Matte Black	\$ 784
MT8122X-NL/ORB	Oil Rubbed Bronze	\$ 723
MT8122X-NL/PN	Polished Nickel	\$ 649
MT8122X-NL/ULB	Unlacquered Brass	\$ 508
MT8122X-NL/VB	Venetian Bronze	\$ 723

Group 1 Finishes

All Group 1 Finishes \$ 784

Group 2 Finishes

All Group 2 Finishes \$ 1035

Brass Cross Handle with 1/4 Turn Ball Valve - Lead Free

(Sweat - Angle - No Trap)

Cross Handle (valve MT629-NL)

MT6123X-NL

Complete Lavatory Supply Kits include everything you need to install your bathroom lavatory sink. This angle sweat valve is traditionally styled with a mini cross handle.

- 2 - MT629-NL Angle Sweat Valves
- 2 - MT432X 3/8" x 20" Rigid Supply Tubes

Standard Finishes

MT6123X-NL/BRN	Brushed Nickel	\$ 426
MT6123X-NL/CHBRZ	Champagne Bronze	\$ 618
MT6123X-NL/CPB	Polished Chrome	\$ 347
MT6123X-NL/MB	Matte Black	\$ 488
MT6123X-NL/ORB	Oil Rubbed Bronze	\$ 460
MT6123X-NL/PN	Polished Nickel	\$ 426
MT6123X-NL/ULB	Unlacquered Brass	\$ 347
MT6123X-NL/VB	Venetian Bronze	\$ 460


Group 1 Finishes

All Group 1 Finishes \$ 488

Group 2 Finishes

All Group 2 Finishes \$ 618

1/2" Copper Sweat Inlet x 3/8" O.D. Compression Outlet






Brass Oval Handle with 1/4 Turn Ceramic Disc Cartridge Valve - Lead Free

(Sweat - Angle - No Trap)

1/2" Copper Sweat Inlet x 3/8" O.D. Compression Outlet



Oval Handle (valve MT6160-NL)

MT9122-NL

Complete Lavatory Supply Kits include everything you need to install your bathroom lavatory sink. This angle sweat valve blends with traditional or contemporary fixtures and features an oval handle.

- 2 - MT6160-NL Angle Sweat Valves
- 2 - MT432X 3/8" x 20" Rigid Supply Tubes

Standard Finishes

MT9122-NL/BRN	Brushed Nickel	\$ 647
MT9122-NL/CHBRZ	Champagne Bronze	\$ 1079
MT9122-NL/CPB	Polished Chrome	\$ 465
MT9122-NL/MB	Matte Black	\$ 814
MT9122-NL/ORB	Oil Rubbed Bronze	\$ 751
MT9122-NL/PN	Polished Nickel	\$ 647
MT9122-NL/ULB	Unlacquered Brass	\$ 465
MT9122-NL/VB	Venetian Bronze	\$ 751

Group 1 Finishes

All Group 1 Finishes **\$ 814**

Group 2 Finishes

All Group 2 Finishes **\$ 1079**

Contemporary Lever Handle with 1/4 Turn Ceramic Disc Cartridge Valve - Lead Free

(Sweat - Angle - No Trap)

Lever Handle (valve MT516L-NL)

MT7122L-NL

Complete Lavatory Supply Kits include everything you need to install your bathroom lavatory sink. This angle sweat valve is a contemporary styled valve with a lever handle.

- 2 - MT516L-NL Angle Sweat Valves
- 2 - MT432X 3/8" x 20" Rigid Supply Tubes

Standard Finishes

MT7122L-NL/BRN	Brushed Nickel	\$ 661
MT7122L-NL/CHBRZ	Champagne Bronze	\$ 990
MT7122L-NL/CPB	Polished Chrome	\$ 463
MT7122L-NL/MB	Matte Black	\$ 868
MT7122L-NL/ORB	Oil Rubbed Bronze	\$ 770
MT7122L-NL/PN	Polished Nickel	\$ 661
MT7122L-NL/ULB	Unlacquered Brass	\$ 463
MT7122L-NL/VB	Venetian Bronze	\$ 770


Group 1 Finishes

All Group 1 Finishes **\$ 868**

Group 2 Finishes

All Group 2 Finishes **\$ 990**

1/2" Copper Sweat Inlet x 3/8" O.D. Compression Outlet





Brass Cross Handle with 1/4 Turn Ball Valve - Lead Free

(Cover Tube - No Trap)

**1/2" Compression (5/8" O.D.) Inlet
x 3/8" O.D. Compression Outlet**



Cross Handle (valve MT621-NL)

MT593BX-NL

Complete Lavatory Supply Kits include everything you need to install your bathroom lavatory sink. Our cross handle angle valve is designed for a traditional look.

- 2 - MT621-NL Angle Valves
- 2 - MT432X 3/8" x 20" Rigid Supply Tubes
- 2 - MT4390X Cover Tubes

Standard Finishes

MT593BX-NL/BRN	Brushed Nickel	\$ 559
MT593BX-NL/CHBRZ	Champagne Bronze	\$ 921
MT593BX-NL/CPB	Polished Chrome	\$ 407
MT593BX-NL/MB	Matte Black	\$ 745
MT593BX-NL/PN	Polished Nickel	\$ 559

Group 1 Finishes

All Group 1 Finishes **\$ 745**

Group 2 Finishes

All Group 2 Finishes **\$ 921**

Mini Lever Handle with 1/4 Turn Ball Valve - Lead Free

(Cover Tube - No Trap)

Lever Handle (valve MT521-NL)

MT593BL-NL

Complete Lavatory Supply Kits include everything you need to install your bathroom lavatory sink. Our mini lever handle angle valve is designed for a contemporary look.

- 2 - MT521-NL Angle Valves
- 2 - MT432X 3/8" x 20" Rigid Supply Tubes
- 2 - MT4390X Cover Tubes

Standard Finishes

MT593BL-NL/BRN	Brushed Nickel	\$ 529
MT593BL-NL/CHBRZ	Champagne Bronze	\$ 869
MT593BL-NL/CPB	Polished Chrome	\$ 386
MT593BL-NL/MB	Matte Black	\$ 703
MT593BL-NL/PN	Polished Nickel	\$ 529

Group 1 Finishes

All Group 1 Finishes **\$ 703**

Group 2 Finishes

All Group 2 Finishes **\$ 869**

1/2" Compression (5/8" O.D.) Inlet x 3/8" O.D. Compression Outlet





Brass Oval Handle with 1/4 Turn Ceramic Disc Cartridge Valve - Lead Free

(Angle - Bottle Trap)

1/2" Compression (5/8" O.D.) Inlet x 3/8" O.D. Compression Outlet



Oval Handle (valve MT6003-NL)

MT9000-NL

Complete Lavatory Supply with Decorative Bottle Trap Kits include everything you need to install your bathroom lavatory sink. Our deluxe brass oval handle angle valve blends with traditional or contemporary fixtures.

- 2 - MT6003-NL Angle Valves
- 2 - MT432X 3/8" x 20" Rigid Supply Tubes
- 2 - MT441X Sure Grip Flanges
- 1 - MT1000 1-1/4" x 1-1/4" Lavatory Trap w/ Flange

Standard Finishes

MT9000-NL/BRN	Brushed Nickel	\$ 794
MT9000-NL/CHBRZ	Champagne Bronze	\$ 1725
MT9000-NL/CPB	Polished Chrome	\$ 656
MT9000-NL/MB	Matte Black	\$ 1292
MT9000-NL/ORB	Oil Rubbed Bronze	\$ 1034
MT9000-NL/PN	Polished Nickel	\$ 794
MT9000-NL/ULB	Unlacquered Brass	\$ 656
MT9000-NL/VB	Venetian Bronze	\$ 1034

Group 1 Finishes

All Group 1 Finishes \$ 1292

Group 2 Finishes

All Group 2 Finishes \$ 1725

Brass Oval Handle with 1/4 Turn Ball Valve - Lead Free

(Angle - Bottle Trap)

Oval Handle (valve MT403-NL)

MT8002-NL

Complete Lavatory Supply with Decorative Bottle Trap Kits include everything you need to install your bathroom lavatory sink. Our oval handle angle valve is designed for a traditional look.

- 2 - MT403-NL Angle Valves
- 2 - MT432X 3/8" x 20" Rigid Supply Tubes
- 2 - MT441X Sure Grip Flanges
- 1 - MT1000 1-1/4" x 1-1/4" Lavatory Trap w/ Flange

Standard Finishes

MT8002-NL/BRN	Brushed Nickel	\$ 764
MT8002-NL/CHBRZ	Champagne Bronze	\$ 1550
MT8002-NL/CPB	Polished Chrome	\$ 606
MT8002-NL/MB	Matte Black	\$ 1140
MT8002-NL/ORB	Oil Rubbed Bronze	\$ 976
MT8002-NL/PN	Polished Nickel	\$ 764
MT8002-NL/ULB	Unlacquered Brass	\$ 606
MT8002-NL/VB	Venetian Bronze	\$ 976

Group 1 Finishes

All Group 1 Finishes \$ 1140

Group 2 Finishes

All Group 2 Finishes \$ 1550

1/2" Compression (5/8" O.D.) Inlet x 3/8" O.D. Compression Outlet





Brass Cross Handle with 1/4 Turn Ceramic Disc Cartridge Valve - Lead Free (Angle - Bottle Trap)

1/2" Compression (5/8" O.D.) Inlet x 3/8" O.D. Compression Outlet



Cross Handle (valve MT4003X-NL)

MT8000-NL

Complete Lavatory Supply with Decorative Bottle Trap Kits include everything you need to install your bathroom lavatory sink. Our cross handle angle valve is designed for a traditional look.

- 2 - MT4003X-NL Angle Valves
- 2 - MT432X 3/8" x 20" Rigid Supply Tubes
- 2 - MT441X Sure Grip Flanges
- 1 - MT1000 1-1/4" x 1-1/4" Lavatory Trap w/ Flange

Standard Finishes

MT8000-NL/BRN	Brushed Nickel	\$ 972
MT8000-NL/CHBRZ	Champagne Bronze	\$ 1787
MT8000-NL/CPB	Polished Chrome	\$ 723
MT8000-NL/MB	Matte Black	\$ 1339
MT8000-NL/ORB	Oil Rubbed Bronze	\$ 1185
MT8000-NL/PN	Polished Nickel	\$ 972
MT8000-NL/ULB	Unlacquered Brass	\$ 723
MT8000-NL/VB	Venetian Bronze	\$ 1185

Group 1 Finishes

All Group 1 Finishes \$ 1339

Group 2 Finishes

All Group 2 Finishes \$ 1787

Cross Handle (valve MT4004X-NL)

MT8001-NL

Complete Lavatory Supply with Decorative Bottle Trap Kits include everything you need to install your bathroom lavatory sink. Our deluxe cross handle angle valve and flange is designed for a very traditional look.

- 2 - MT4004X-NL Angle Valves
- 2 - MT432X 3/8" x 20" Rigid Supply Tubes
- 1 - MT1000 1-1/4" x 1-1/4" Lavatory Trap w/ Flange

Standard Finishes

MT8001-NL/BRN	Brushed Nickel	\$ 1140
MT8001-NL/CHBRZ	Champagne Bronze	\$ 2043
MT8001-NL/CPB	Polished Chrome	\$ 858
MT8001-NL/MB	Matte Black	\$ 1551
MT8001-NL/ORB	Oil Rubbed Bronze	\$ 1400
MT8001-NL/PN	Polished Nickel	\$ 1140
MT8001-NL/ULB	Unlacquered Brass	\$ 858
MT8001-NL/VB	Venetian Bronze	\$ 1400

Group 1 Finishes

All Group 1 Finishes \$ 1551

Group 2 Finishes

All Group 2 Finishes \$ 2043

1/2" Compression (5/8" O.D.) Inlet x 3/8" O.D. Compression Outlet





Brass Cross Handle with 1/4 Turn Ball Valve - Lead Free

(Angle - Bottle Trap)

**1/2" Compression (5/8" O.D.) Inlet x
3/8" O.D. Compression Outlet**



Cross Handle (valve MT621-NL)

MT7002-NL

Complete Lavatory Supply with Decorative Bottle Trap Kits include everything you need to install your bathroom lavatory sink. Our mini cross handle angle valve and flange is designed for a very traditional look.

- 2 - MT621-NL Angle Valves
- 2 - MT432X 3/8" x 20" Rigid Supply Tubes
- 2 - MT441X Sure Grip Flanges
- 1 - MT1000 1-1/4" x 1-1/4" Lavatory Trap w/ Flange

Standard Finishes

MT7002-NL/BRN	Brushed Nickel	\$ 820
MT7002-NL/CHBRZ	Champagne Bronze	\$ 1636
MT7002-NL/CPB	Polished Chrome	\$ 632
MT7002-NL/MB	Matte Black	\$ 1214
MT7002-NL/ORB	Oil Rubbed Bronze	\$ 1034
MT7002-NL/PN	Polished Nickel	\$ 820
MT7002-NL/ULB	Unlacquered Brass	\$ 632
MT7002-NL/VB	Venetian Bronze	\$ 1034

Group 1 Finishes

All Group 1 Finishes **\$ 1214**

Group 2 Finishes

All Group 2 Finishes **\$ 1636**

Contemporary Lever Handle with 1/4 Turn Ceramic Disc Cartridge Valve - Lead Free

(Angle - Bottle Trap)

Lever Handle (valve MT5003L-NL)

MT7000-NL

Complete Lavatory Supply with Decorative Bottle Trap Kits include everything you need to install your bathroom lavatory sink. Our lever handle angle valve is designed for a contemporary look.

- 2 - MT5003L-NL Angle Valves
- 2 - MT432X 3/8" x 20" Rigid Supply Tubes
- 2 - MT441X Sure Grip Flanges
- 1 - MT1000 1-1/4" x 1-1/4" Lavatory Trap w/ Flange

Standard Finishes

MT7000-NL/BRN	Brushed Nickel	\$ 1015
MT7000-NL/CHBRZ	Champagne Bronze	\$ 1962
MT7000-NL/CPB	Polished Chrome	\$ 746
MT7000-NL/MB	Matte Black	\$ 1498
MT7000-NL/ORB	Oil Rubbed Bronze	\$ 1281
MT7000-NL/PN	Polished Nickel	\$ 1015
MT7000-NL/ULB	Unlacquered Brass	\$ 746
MT7000-NL/VB	Venetian Bronze	\$ 1281


Group 1 Finishes

All Group 1 Finishes **\$ 1498**

Group 2 Finishes

All Group 2 Finishes **\$ 1962**

**1/2" Compression (5/8" O.D.) Inlet x
3/8" O.D. Compression Outlet**






Contemporary Lever Handle with 1/4 Turn Ceramic Disc Cartridge Valve - Lead Free

(Angle - Round Bottle Trap w/ Clean-Out Plug)

1/2" Compression (5/8" O.D.) Inlet x 3/8" O.D. Compression Outlet



Lever Handle (valve MT5003L-NL)

MT9004-NL

Complete Lavatory Supply Kits with Decorative Round Bottle Trap with Clean-Out Plug include everything you need to install your bathroom lavatory sink. Our lever handle angle valve is designed for a contemporary look.

- 2 - MT5003L-NL Angle Valves
- 2 - MT432X 3/8" x 20" Rigid Supply Tubes
- 2 - MT441X Sure Grip Flanges
- 1 - MT2000-2 1-1/4" x 1-1/4" Lavatory Trap w/ Flange

Standard Finishes

MT9004-NL/BRN	Brushed Nickel	\$ 987
MT9004-NL/CHBRZ	Champagne Bronze	\$ 1783
MT9004-NL/CPB	Polished Chrome	\$ 752
MT9004-NL/MB	Matte Black	\$ 1307
MT9004-NL/ORB	Oil Rubbed Bronze	\$ 1157
MT9004-NL/PN	Polished Nickel	\$ 987
MT9004-NL/ULB	Unlacquered Brass	\$ 752
MT9004-NL/VB	Venetian Bronze	\$ 1157

Group 1 Finishes

All Group 1 Finishes **\$ 1307**

Group 2 Finishes

All Group 2 Finishes **\$ 1783**

Mini Lever Handle with 1/4 Turn Ball Valve - Lead Free

(Angle - Round Bottle Trap w/ Clean-Out Plug)

Lever Handle (valve MT521-NL)

MT6002-NL

Complete Lavatory Supply Kits with Decorative Round Bottle Trap with Clean-Out Plug include everything you need to install your bathroom lavatory sink. Our lever handle angle valve is designed for a contemporary look.

- 2 - MT521-NL Angle Valves
- 2 - MT432X 3/8" x 20" Rigid Supply Tubes
- 2 - MT441X Sure Grip Flanges
- 1 - MT2000-2 1-1/4" x 1-1/4" Lavatory Trap w/ Flange

Standard Finishes

MT6002-NL/BRN	Brushed Nickel	\$ 945
MT6002-NL/CHBRZ	Champagne Bronze	\$ 1677
MT6002-NL/CPB	Polished Chrome	\$ 734
MT6002-NL/MB	Matte Black	\$ 1247
MT6002-NL/ORB	Oil Rubbed Bronze	\$ 1090
MT6002-NL/PN	Polished Nickel	\$ 945
MT6002-NL/ULB	Unlacquered Brass	\$ 734
MT6002-NL/VB	Venetian Bronze	\$ 1090


Group 1 Finishes

All Group 1 Finishes **\$ 1247**

Group 2 Finishes

All Group 2 Finishes **\$ 1677**


1/2" Compression (5/8" O.D.) Inlet x 3/8" O.D. Compression Outlet





Contemporary Round Handle with 1/4 Turn Ceramic Disc Cartridge Valve - Lead Free (Angle - Round Bottle Trap w/ Clean-Out Plug)

1/2" Compression (5/8" O.D.) Inlet x 3/8" O.D. Compression Outlet



Round Handle (valve MT6004-NL)

MT9002-NL

Complete Lavatory Supply Kits with Decorative Round Bottle Trap with Clean-Out Plug include everything you need to install your bathroom lavatory sink. Our round handle angle valve is designed for a contemporary look.

- 2 - MT6004-NL Angle Valves
- 2 - MT432X 3/8" x 20" Rigid Supply Tubes
- 1 - MT2000-2 1-1/4" x 1-1/4" Lavatory Trap w/ Flange

Standard Finishes

MT9002-NL/BRN	Brushed Nickel	\$ 1158
MT9002-NL/CHBRZ	Champagne Bronze	\$ 1741
MT9002-NL/CPB	Polished Chrome	\$ 866
MT9002-NL/MB	Matte Black	\$ 1406
MT9002-NL/ORB	Oil Rubbed Bronze	\$ 1348
MT9002-NL/PN	Polished Nickel	\$ 1158
MT9002-NL/ULB	Unlacquered Brass	\$ 866
MT9002-NL/VB	Venetian Bronze	\$ 1348

Group 1 Finishes

All Group 1 Finishes **\$ 1406**

Group 2 Finishes

All Group 2 Finishes **\$ 1741**

Contemporary Square Handle with 1/4 Turn Ceramic Disc Cartridge Valve - Lead Free (Angle - Square Bottle Trap)

Square Handle (valve MT5004-NL)

MT7001-NL

Complete Lavatory Supply Kits with Decorative Square Bottle Trap include everything you need to install your bathroom lavatory sink. Our square handle angle valve is designed for a contemporary look.

- 2 - MT5004-NL Angle Valves
- 2 - MT432X 3/8" x 20" Rigid Supply Tubes
- 1 - MT3000 1-1/4" x 1-1/4" Lavatory Trap w/ Flange

Standard Finishes

MT7001-NL/BRN	Brushed Nickel	\$ 1134
MT7001-NL/CHBRZ	Champagne Bronze	\$ 1697
MT7001-NL/CPB	Polished Chrome	\$ 869
MT7001-NL/MB	Matte Black	\$ 1439
MT7001-NL/ORB	Oil Rubbed Bronze	\$ 1280
MT7001-NL/PN	Polished Nickel	\$ 1134
MT7001-NL/ULB	Unlacquered Brass	\$ 869
MT7001-NL/VB	Venetian Bronze	\$ 1280


Group 1 Finishes

All Group 1 Finishes **\$ 1439**

Group 2 Finishes

All Group 2 Finishes **\$ 1697**

1/2" Compression (5/8" O.D.) Inlet x 3/8" O.D. Compression Outlet





Brass Oval Handle with 1/4 Turn Ball Valve - Lead Free

(Straight - Bottle Trap)

1/2" Compression (5/8" O.D.) Inlet x 3/8" O.D. Compression Outlet



Oval Handle (valve MT410-NL)

MT4420-NL

Complete Lavatory Supply with Decorative Bottle Trap Kits include everything you need to install your bathroom lavatory sink. Our oval handle straight valve is designed for a traditional look.

- 2 - MT410-NL Straight Valves
- 2 - MT432X 3/8" x 20" Rigid Supply Tubes
- 2 - MT441X Sure Grip Flanges
- 1 - MT1000 1-1/4" x 1-1/4" Lavatory Trap w/ Flange

Standard Finishes

MT4420-NL/BRN	Brushed Nickel	\$ 755
MT4420-NL/CHBRZ	Champagne Bronze	\$ 1439
MT4420-NL/CPB	Polished Chrome	\$ 572
MT4420-NL/MB	Matte Black	\$ 1102
MT4420-NL/ORB	Oil Rubbed Bronze	\$ 970
MT4420-NL/PN	Polished Nickel	\$ 755
MT4420-NL/ULB	Unlacquered Brass	\$ 572
MT4420-NL/VB	Venetian Bronze	\$ 970

Group 1 Finishes

All Group 1 Finishes **\$ 1102**

Group 2 Finishes

All Group 2 Finishes **\$ 1439**

Brass Oval Handle with 1/4 Turn Ball Valve - Lead Free

(Sweat - Angle - Bottle Trap)

Oval Handle (valve MT316-NL)

MT3320X-NL

Complete Lavatory Supply with Decorative Bottle Trap Kits include everything you need to install your bathroom lavatory sink. Our oval handle angle sweat valve is designed for a traditional look.

- 2 - MT316-NL Angle Sweat Valves
- 2 - MT432X 3/8" x 20" Rigid Supply Tubes
- 1 - MT1000 1-1/4" x 1-1/4" Lavatory Trap w/ Flange

Standard Finishes

MT3320X-NL/BRN	Brushed Nickel	\$ 786
MT3320X-NL/CHBRZ	Champagne Bronze	\$ 1433
MT3320X-NL/CPB	Polished Chrome	\$ 645
MT3320X-NL/MB	Matte Black	\$ 1068
MT3320X-NL/ORB	Oil Rubbed Bronze	\$ 978
MT3320X-NL/PN	Polished Nickel	\$ 786
MT3320X-NL/ULB	Unlacquered Brass	\$ 645
MT3320X-NL/VB	Venetian Bronze	\$ 978

Group 1 Finishes

All Group 1 Finishes **\$ 1068**

Group 2 Finishes







All Group 2 Finishes **\$ 1433**

1/2" Copper Sweat Inlet x 3/8" O.D. Compression Outlet





Bottle and P-Trap Kit Table of Contents

Image	Model Number	Kit Pages	Trap Only Information
	MT1000	180 - 182, 185	235
	MT2000-2	183 - 184	236
	MT3000	184	235
	MT301X (1-1/4" x 1-1/4")	186 - 191	238
	MT302X (1-1/2" x 1-1/2")	191 - 196	238
	MT304X (1-1/4" x 1-1/2")	197 - 208	239

Brass Oval Handle with 1/4 Turn Ball Valve - Lead Free

(Angle - P-Trap 1-1/4" x 1-1/4")

Oval Handle (valve MT403-NL)

MT7200-NL

Complete Lavatory Supply Kits with P-Trap include everything you need to install your bathroom lavatory sink. Our oval handle angle valve is designed for a traditional look.

- 2 - MT403-NL Angle Valves
- 2 - MT432X 3/8" x 20" Rigid Supply Tubes
- 2 - MT441X Sure Grip Flanges
- 1 - MT301X 1-1/4" x 1-1/4" P-Trap
- 1 - MT314X High Box Flange

Standard Finishes

MT7200-NL/BRN	Brushed Nickel	\$ 671
MT7200-NL/CHBRZ	Champagne Bronze	\$ 1226
MT7200-NL/CPB	Polished Chrome	\$ 508
MT7200-NL/MB	Matte Black	\$ 939
MT7200-NL/ORB	Oil Rubbed Bronze	\$ 794
MT7200-NL/PN	Polished Nickel	\$ 671
MT7200-NL/ULB	Unlacquered Brass	\$ 508
MT7200-NL/VB	Venetian Bronze	\$ 794

Group 1 Finishes

All Group 1 Finishes **\$ 939**

Group 2 Finishes

All Group 2 Finishes **\$ 1226**

**1/2" Compression (5/8" O.D.) Inlet x
3/8" O.D. Compression Outlet**





Brass Oval Handle with 1/4 Turn Ceramic Disc Cartridge Valve - Lead Free

(Angle - P-Trap 1-1/4" x 1-1/4")

1/2" Compression (5/8" O.D.) Inlet x 3/8" O.D. Compression Outlet



Oval Handle (valve MT6003-NL)

MT9100-NL

Complete Lavatory Supply Kits with P-Trap include everything you need to install your bathroom lavatory sink. Our deluxe brass oval handle angle valve blends with traditional or contemporary fixtures.

- 2 - MT6003-NL Angle Valves
- 2 - MT432X 3/8" x 20" Rigid Supply Tubes
- 2 - MT441X Sure Grip Flanges
- 1 - MT301X 1-1/4" x 1-1/4" P-Trap
- 1 - MT314X High Box Flange

Standard Finishes

MT9100-NL/BRN	Brushed Nickel	\$ 672
MT9100-NL/CHBRZ	Champagne Bronze	\$ 1422
MT9100-NL/CPB	Polished Chrome	\$ 535
MT9100-NL/MB	Matte Black	\$ 1049
MT9100-NL/ORB	Oil Rubbed Bronze	\$ 814
MT9100-NL/PN	Polished Nickel	\$ 672
MT9100-NL/ULB	Unlacquered Brass	\$ 535
MT9100-NL/VB	Venetian Bronze	\$ 814

Group 1 Finishes

All Group 1 Finishes **\$ 1049**

Group 2 Finishes

All Group 2 Finishes **\$ 1422**

Brass Cross Handle with 1/4 Turn Ball Valve - Lead Free (Angle - P-Trap 1-1/4" x 1-1/4")

Cross Handle (valve MT621-NL)

MT4431X-NL

Complete Lavatory Supply Kits with P-Trap include everything you need to install your bathroom lavatory sink. Our cross handle angle valve is designed for a traditional look.

- 2 - MT621-NL Angle Valves
- 2 - MT432X 3/8" x 20" Rigid Supply Tubes
- 2 - MT441X Sure Grip Flanges
- 1 - MT301X 1-1/4" x 1-1/4" P-Trap
- 1 - MT314X High Box Flange

Standard Finishes

MT4431X-NL/BRN	Brushed Nickel	\$ 728
MT4431X-NL/CHBRZ	Champagne Bronze	\$ 1311
MT4431X-NL/CPB	Polished Chrome	\$ 535
MT4431X-NL/MB	Matte Black	\$ 1011
MT4431X-NL/ORB	Oil Rubbed Bronze	\$ 850
MT4431X-NL/PN	Polished Nickel	\$ 728
MT4431X-NL/ULB	Unlacquered Brass	\$ 535
MT4431X-NL/VB	Venetian Bronze	\$ 850

Group 1 Finishes

All Group 1 Finishes **\$ 1011**

Group 2 Finishes

All Group 2 Finishes **\$ 1311**

1/2" Compression (5/8" O.D.) Inlet x 3/8" O.D. Compression Outlet





Brass Cross Handle with 1/4 Turn Ceramic Disc Cartridge Valve - Lead Free

(Angle - P-Trap 1-1/4" x 1-1/4")

**1/2" Compression (5/8" O.D.) Inlet x
3/8" O.D. Compression Outlet**



Cross Handle (valve MT4003X-NL)

MT8100-NL

Complete Lavatory Supply Kits with P-Trap include everything you need to install your bathroom lavatory sink. Our cross handle angle valve is designed for a traditional look.

- 2 - MT4003X-NL Angle Valves
- 2 - MT432X 3/8" x 20" Rigid Supply Tubes
- 2 - MT441X Sure Grip Flanges
- 1 - MT301X 1-1/4" x 1-1/4" P-Trap
- 1 - MT314X High Box Flange

Standard Finishes

MT8100-NL/BRN	Brushed Nickel	\$ 851
MT8100-NL/CHBRZ	Champagne Bronze	\$ 1483
MT8100-NL/CPB	Polished Chrome	\$ 602
MT8100-NL/MB	Matte Black	\$ 1095
MT8100-NL/ORB	Oil Rubbed Bronze	\$ 966
MT8100-NL/PN	Polished Nickel	\$ 851
MT8100-NL/ULB	Unlacquered Brass	\$ 602
MT8100-NL/VB	Venetian Bronze	\$ 966

Group 1 Finishes

All Group 1 Finishes \$ 1095

Group 2 Finishes

All Group 2 Finishes \$ 1483

Brass Cross Handle with 1/4 Turn Ceramic Disc Cartridge Valve - Lead Free

(Angle - P-Trap 1-1/4" x 1-1/4")

Cross Handle (valve MT4004X-NL)

MT8103-NL

Complete Lavatory Supply Kits with P-Trap include everything you need to install your bathroom lavatory sink. Our deluxe cross handle angle valve and flange is designed for a very traditional look.

- 2 - MT4004X-NL Angle Valves
- 2 - MT432X 3/8" x 20" Rigid Supply Tubes
- 1 - MT301X 1-1/4" x 1-1/4" P-Trap
- 1 - MT314X High Box Flange

Standard Finishes

MT8103-NL/BRN	Brushed Nickel	\$ 1018
MT8103-NL/CHBRZ	Champagne Bronze	\$ 1740
MT8103-NL/CPB	Polished Chrome	\$ 735
MT8103-NL/MB	Matte Black	\$ 1307
MT8103-NL/ORB	Oil Rubbed Bronze	\$ 1180
MT8103-NL/PN	Polished Nickel	\$ 1018
MT8103-NL/ULB	Unlacquered Brass	\$ 735
MT8103-NL/VB	Venetian Bronze	\$ 1180

Group 1 Finishes

All Group 1 Finishes \$ 1307

Group 2 Finishes

All Group 2 Finishes \$ 1740


**1/2" Compression (5/8" O.D.) Inlet x
3/8" O.D. Compression Outlet**





Contemporary Lever Handle with 1/4 Turn Ceramic Disc Cartridge Valve - Lead Free (Angle - P-Trap 1-1/4" x 1-1/4")

1/2" Compression (5/8" O.D.) Inlet x 3/8" O.D. Compression Outlet



Lever Handle (valve MT5003L-NL)

MT7100-NL

Complete Lavatory Supply Kits with P-Trap include everything you need to install your bathroom lavatory sink. Our lever handle angle valve is designed for a contemporary look.

- 2 - MT5003L-NL Angle Valves
- 2 - MT432X 3/8" x 20" Rigid Supply Tubes
- 2 - MT441X Sure Grip Flanges
- 1 - MT301X 1-1/4" x 1-1/4" P-Trap
- 1 - MT314X High Box Flange

Standard Finishes

MT7100-NL/BRN	Brushed Nickel	\$ 781
MT7100-NL/CHBRZ	Champagne Bronze	\$ 1444
MT7100-NL/CPB	Polished Chrome	\$ 543
MT7100-NL/MB	Matte Black	\$ 1090
MT7100-NL/ORB	Oil Rubbed Bronze	\$ 929
MT7100-NL/PN	Polished Nickel	\$ 781
MT7100-NL/ULB	Unlacquered Brass	\$ 543
MT7100-NL/VB	Venetian Bronze	\$ 929

Group 1 Finishes

All Group 1 Finishes \$ 1090

Group 2 Finishes

All Group 2 Finishes \$ 1444

Mini Lever Handle with 1/4 Turn Ball Valve - Lead Free

(Angle - P-Trap 1-1/4" x 1-1/4")

Lever Handle (valve MT521-NL)

MT5431-NL

Complete Lavatory Supply Kits with P-Trap include everything you need to install your bathroom lavatory sink. Our mini lever handle angle valve is designed for a contemporary look.

- 2 - MT521-NL Angle Valves
- 2 - MT432X 3/8" x 20" Rigid Supply Tubes
- 2 - MT441X Sure Grip Flanges
- 1 - MT301X 1-1/4" x 1-1/4" P-Trap
- 1 - MT314X High Box Flange

Standard Finishes

MT5431-NL/BRN	Brushed Nickel	\$ 728
MT5431-NL/CHBRZ	Champagne Bronze	\$ 1311
MT5431-NL/CPB	Polished Chrome	\$ 535
MT5431-NL/MB	Matte Black	\$ 1011
MT5431-NL/ORB	Oil Rubbed Bronze	\$ 850
MT5431-NL/PN	Polished Nickel	\$ 728
MT5431-NL/ULB	Unlacquered Brass	\$ 535
MT5431-NL/VB	Venetian Bronze	\$ 850


Group 1 Finishes

All Group 1 Finishes \$ 1011

Group 2 Finishes

All Group 2 Finishes \$ 1311

1/2" Compression (5/8" O.D.) Inlet x 3/8" O.D. Compression Outlet





Brass Oval Handle with 1/4 Turn Ball Valve - Lead Free

(Straight - P-Trap 1-1/4" x 1-1/4")

1/2" Compression (5/8" O.D.) Inlet x 3/8" O.D. Compression Outlet



Oval Handle (valve MT410-NL)

MT4430-NL

Complete Lavatory Supply Kits with P-Trap include everything you need to install your bathroom lavatory sink. Our oval handle straight valve is designed for a traditional look.

- 2 - MT410-NL Straight Valves
- 2 - MT432X 3/8" x 20" Rigid Supply Tubes
- 2 - MT441X Sure Grip Flanges
- 1 - MT301X 1-1/4" x 1-1/4" P-Trap
- 1 - MT314X High Box Flange

Standard Finishes

MT4430-NL/BRN	Brushed Nickel	\$ 634
MT4430-NL/CHBRZ	Champagne Bronze	\$ 1134
MT4430-NL/CPB	Polished Chrome	\$ 450
MT4430-NL/MB	Matte Black	\$ 825
MT4430-NL/ORB	Oil Rubbed Bronze	\$ 751
MT4430-NL/PN	Polished Nickel	\$ 634
MT4430-NL/ULB	Unlacquered Brass	\$ 450
MT4430-NL/VB	Venetian Bronze	\$ 751

Group 1 Finishes

All Group 1 Finishes \$ 825

Group 2 Finishes

All Group 2 Finishes \$ 1134

Brass Oval Handle with 1/4 Turn Ball Valve - Lead Free

(Sweat - Angle - P-Trap 1-1/4" x 1-1/4")

Oval Handle (valve MT316-NL)

MT4433-NL

Complete Lavatory Supply Kits with P-Trap include everything you need to install your bathroom lavatory sink. This angle sweat valve is traditionally styled with a brass oval handle.

- 2 - MT316-NL Angle Sweat Valves
- 2 - MT432X 3/8" x 20" Rigid Supply Tubes
- 1 - MT301X 1-1/4" x 1-1/4" P-Trap
- 1 - MT314X High Box Flange

Standard Finishes

MT4433-NL/BRN	Brushed Nickel	\$ 693
MT4433-NL/CHBRZ	Champagne Bronze	\$ 1109
MT4433-NL/CPB	Polished Chrome	\$ 546
MT4433-NL/MB	Matte Black	\$ 867
MT4433-NL/ORB	Oil Rubbed Bronze	\$ 796
MT4433-NL/PN	Polished Nickel	\$ 693
MT4433-NL/ULB	Unlacquered Brass	\$ 546
MT4433-NL/VB	Venetian Bronze	\$ 796

Group 1 Finishes

All Group 1 Finishes \$ 867

Group 2 Finishes

All Group 2 Finishes \$ 1109

1/2" Copper Sweat Inlet x 3/8" O.D. Compression Outlet





Brass Oval Handle with 1/4 Turn Ball Valve - Lead Free

(Sweat - Straight - P-Trap 1-1/4" x 1-1/4")

1/2" Copper Sweat Inlet x 3/8" O.D. Compression Outlet



Oval Handle (valve MT317-NL)

MT4434-NL

Complete Lavatory Supply Kits with P-Trap include everything you need to install your bathroom lavatory sink. This straight sweat valve is traditionally styled with a brass oval handle.

- 2 - MT317-NL Straight Sweat Valves
- 2 - MT432X 3/8" x 20" Rigid Supply Tubes
- 1 - MT301X 1-1/4" x 1-1/4" P-Trap
- 1 - MT314X High Box Flange

Standard Finishes

MT4434-NL/BRN	Brushed Nickel	\$ 687
MT4434-NL/CHBRZ	Champagne Bronze	\$ 1132
MT4434-NL/CPB	Polished Chrome	\$ 512
MT4434-NL/MB	Matte Black	\$ 883
MT4434-NL/ORB	Oil Rubbed Bronze	\$ 828
MT4434-NL/PN	Polished Nickel	\$ 687
MT4434-NL/ULB	Unlacquered Brass	\$ 512
MT4434-NL/VB	Venetian Bronze	\$ 828

Group 1 Finishes

All Group 1 Finishes **\$ 883**

Group 2 Finishes

All Group 2 Finishes **\$ 1132**

Brass Oval Handle with 1/4 Turn Ball Valve - Lead Free

(Angle - P-Trap 1-1/2" x 1-1/2")

Oval Handle (valve MT403-NL)

MT7201-NL

Complete Lavatory Supply Kits with P-Trap include everything you need to install your bathroom lavatory sink. Our oval handle angle valve is designed for a traditional look.

- 2 - MT403-NL Angle Valves
- 2 - MT432X 3/8" x 20" Rigid Supply Tubes
- 2 - MT441X Sure Grip Flanges
- 1 - MT302X 1-1/2" x 1-1/2" P-Trap
- 1 - MT313X High Box Flange

Standard Finishes

MT7201-NL/BRN	Brushed Nickel	\$ 671
MT7201-NL/CHBRZ	Champagne Bronze	\$ 1226
MT7201-NL/CPB	Polished Chrome	\$ 508
MT7201-NL/MB	Matte Black	\$ 939
MT7201-NL/ORB	Oil Rubbed Bronze	\$ 789
MT7201-NL/PN	Polished Nickel	\$ 671
MT7201-NL/ULB	Unlacquered Brass	\$ 508
MT7201-NL/VB	Venetian Bronze	\$ 789

Group 1 Finishes

All Group 1 Finishes **\$ 939**

Group 2 Finishes

All Group 2 Finishes **\$ 1226**

1/2" Compression (5/8" O.D.) Inlet x 3/8" O.D. Compression Outlet





Brass Oval Handle with 1/4 Turn Ceramic Disc Cartridge Valve - Lead Free

(Angle - P-Trap 1-1/2" x 1-1/2")

**1/2" Compression (5/8" O.D.) Inlet x
3/8" O.D. Compression Outlet**



Oval Handle (valve MT6003-NL)

MT9101-NL

Complete Lavatory Supply Kits with P-Trap include everything you need to install your bathroom lavatory sink. Our deluxe brass oval handle angle valve blends with traditional or contemporary fixtures.

- 2 - MT6003-NL Angle Valves
- 2 - MT432X 3/8" x 20" Rigid Supply Tubes
- 2 - MT441X Sure Grip Flanges
- 1 - MT302X 1-1/2" x 1-1/2" P-Trap
- 1 - MT313X High Box Flange

Standard Finishes

MT9101-NL/BRN	Brushed Nickel	\$ 672
MT9101-NL/CHBRZ	Champagne Bronze	\$ 1422
MT9101-NL/CPB	Polished Chrome	\$ 535
MT9101-NL/MB	Matte Black	\$ 1049
MT9101-NL/ORB	Oil Rubbed Bronze	\$ 812
MT9101-NL/PN	Polished Nickel	\$ 672
MT9101-NL/ULB	Unlacquered Brass	\$ 535
MT9101-NL/VB	Venetian Bronze	\$ 812

Group 1 Finishes

All Group 1 Finishes **\$ 1049**

Group 2 Finishes

All Group 2 Finishes **\$ 1422**

Brass Cross Handle with 1/4 Turn Ball Valve - Lead Free (Angle - P-Trap 1-1/2" x 1-1/2")

Cross Handle (valve MT621-NL)

MT4432X-NL

Complete Lavatory Supply Kits with P-Trap include everything you need to install your bathroom lavatory sink. Our cross handle angle valve is designed for a traditional look.

- 2 - MT621-NL Angle Valves
- 2 - MT432X 3/8" x 20" Rigid Supply Tubes
- 2 - MT441X Sure Grip Flanges
- 1 - MT302X 1-1/2" x 1-1/2" P-Trap
- 1 - MT313X High Box Flange

Standard Finishes

MT4432X-NL/BRN	Brushed Nickel	\$ 728
MT4432X-NL/CHBRZ	Champagne Bronze	\$ 1311
MT4432X-NL/CPB	Polished Chrome	\$ 535
MT4432X-NL/MB	Matte Black	\$ 1011
MT4432X-NL/ORB	Oil Rubbed Bronze	\$ 847
MT4432X-NL/PN	Polished Nickel	\$ 728
MT4432X-NL/ULB	Unlacquered Brass	\$ 535
MT4432X-NL/VB	Venetian Bronze	\$ 847

Group 1 Finishes

All Group 1 Finishes **\$ 1011**

Group 2 Finishes

All Group 2 Finishes **\$ 1311**

**1/2" Compression (5/8" O.D.) Inlet x
3/8" O.D. Compression Outlet**





Brass Cross Handle with 1/4 Turn Ceramic Disc Cartridge Valve - Lead Free

(Angle - P-Trap 1-1/2" x 1-1/2")

Cross Handle (valve MT4003X-NL)

MT8101-NL

Complete Lavatory Supply Kits with P-Trap include everything you need to install your bathroom lavatory sink. Our cross handle angle valve is designed for a traditional look.

- 2 - MT4003X-NL Angle Valves
- 2 - MT432X 3/8" x 20" Rigid Supply Tubes
- 2 - MT441X Sure Grip Flanges
- 1 - MT302X 1-1/2" x 1-1/2" P-Trap
- 1 - MT313X High Box Flange

Standard Finishes

MT8101-NL/BRN	Brushed Nickel	\$ 851
MT8101-NL/CHBRZ	Champagne Bronze	\$ 1483
MT8101-NL/CPB	Polished Chrome	\$ 602
MT8101-NL/MB	Matte Black	\$ 1095
MT8101-NL/ORB	Oil Rubbed Bronze	\$ 962
MT8101-NL/PN	Polished Nickel	\$ 851
MT8101-NL/ULB	Unlacquered Brass	\$ 602
MT8101-NL/VB	Venetian Bronze	\$ 962

Group 1 Finishes

All Group 1 Finishes \$ 1095

Group 2 Finishes

All Group 2 Finishes \$ 1483

1/2" Compression (5/8" O.D.) Inlet x 3/8" O.D. Compression Outlet



Brass Cross Handle with 1/4 Turn Ceramic Disc Cartridge Valve - Lead Free

(Angle - P-Trap 1-1/2" x 1-1/2")

Cross Handle (valve MT4004X-NL)

MT8104-NL

Complete Lavatory Supply Kits with P-Trap include everything you need to install your bathroom lavatory sink. Our deluxe cross handle angle valve and flange is designed for a very traditional look.

- 2 - MT4004X-NL Angle Valves
- 2 - MT432X 3/8" x 20" Rigid Supply Tubes
- 1 - MT302X 1-1/2" x 1-1/2" P-Trap
- 1 - MT313X High Box Flange

Standard Finishes

MT8104-NL/BRN	Brushed Nickel	\$ 1018
MT8104-NL/CHBRZ	Champagne Bronze	\$ 1740
MT8104-NL/CPB	Polished Chrome	\$ 735
MT8104-NL/MB	Matte Black	\$ 1307
MT8104-NL/ORB	Oil Rubbed Bronze	\$ 1177
MT8104-NL/PN	Polished Nickel	\$ 1018
MT8104-NL/ULB	Unlacquered Brass	\$ 735
MT8104-NL/VB	Venetian Bronze	\$ 1177

Group 1 Finishes

All Group 1 Finishes \$ 1307

Group 2 Finishes

All Group 2 Finishes \$ 1740

1/2" Compression (5/8" O.D.) Inlet x 3/8" O.D. Compression Outlet






Contemporary Lever Handle with 1/4 Turn Ceramic Disc Cartridge Valve - Lead Free

(Angle - P-Trap 1-1/2" x 1-1/2")

1/2" Compression (5/8" O.D.) Inlet x 3/8" O.D. Compression Outlet



Lever Handle (valve MT5003L-NL)

MT7101-NL

Complete Lavatory Supply Kits with P-Trap include everything you need to install your bathroom lavatory sink. Our lever handle angle valve is designed for a contemporary look.

- 2 - MT5003L-NL Angle Valves
- 2 - MT432X 3/8" x 20" Rigid Supply Tubes
- 2 - MT441X Sure Grip Flanges
- 1 - MT302X 1-1/2" x 1-1/2" P-Trap
- 1 - MT313X High Box Flange

Standard Finishes

MT7101-NL/BRN	Brushed Nickel	\$ 781
MT7101-NL/CHBRZ	Champagne Bronze	\$ 1444
MT7101-NL/CPB	Polished Chrome	\$ 543
MT7101-NL/MB	Matte Black	\$ 1090
MT7101-NL/ORB	Oil Rubbed Bronze	\$ 927
MT7101-NL/PN	Polished Nickel	\$ 781
MT7101-NL/ULB	Unlacquered Brass	\$ 543
MT7101-NL/VB	Venetian Bronze	\$ 927

Group 1 Finishes

All Group 1 Finishes \$ 1090

Group 2 Finishes

All Group 2 Finishes \$ 1444

Mini Lever Handle with 1/4 Turn Ball Valve - Lead Free

(Angle - P-Trap 1-1/2" x 1-1/2")

Lever Handle (valve MT521-NL)

MT5432-NL

Complete Lavatory Supply Kits with P-Trap include everything you need to install your bathroom lavatory sink. Our mini lever handle angle valve is designed for a contemporary look.

- 2 - MT521-NL Angle Valves
- 2 - MT432X 3/8" x 20" Rigid Supply Tubes
- 2 - MT441X Sure Grip Flanges
- 1 - MT302X 1-1/2" x 1-1/2" P-Trap
- 1 - MT313X High Box Flange

Standard Finishes

MT5432-NL/BRN	Brushed Nickel	\$ 728
MT5432-NL/CHBRZ	Champagne Bronze	\$ 1311
MT5432-NL/CPB	Polished Chrome	\$ 535
MT5432-NL/MB	Matte Black	\$ 1011
MT5432-NL/ORB	Oil Rubbed Bronze	\$ 850
MT5432-NL/PN	Polished Nickel	\$ 728
MT5432-NL/ULB	Unlacquered Brass	\$ 535
MT5432-NL/VB	Venetian Bronze	\$ 850


Group 1 Finishes

All Group 1 Finishes \$ 1011

Group 2 Finishes

All Group 2 Finishes \$ 1311

1/2" Compression (5/8" O.D.) Inlet x 3/8" O.D. Compression Outlet





Brass Oval Handle with 1/4 Turn Ball Valve - Lead Free

(Sweat - Angle - P-Trap 1-1/2" x 1-1/2")

1/2" Copper Sweat Inlet x 3/8" O.D. Compression Outlet



Oval Handle (valve MT316-NL)

MT4422-NL

Complete Lavatory Supply Kits with P-Trap include everything you need to install your bathroom lavatory sink. This angle sweat valve is traditionally styled with a brass oval handle.

- 2 - MT316-NL Angle Sweat Valves
- 2 - MT432X 3/8" x 20" Rigid Supply Tubes
- 1 - MT302X 1-1/2" x 1-1/2" P-Trap
- 1 - MT313X High Box Flange

Standard Finishes

MT4422-NL/BRN	Brushed Nickel	\$ 693
MT4422-NL/CHBRZ	Champagne Bronze	\$ 1109
MT4422-NL/CPB	Polished Chrome	\$ 546
MT4422-NL/MB	Matte Black	\$ 867
MT4422-NL/ORB	Oil Rubbed Bronze	\$ 794
MT4422-NL/PN	Polished Nickel	\$ 693
MT4422-NL/ULB	Unlacquered Brass	\$ 546
MT4422-NL/VB	Venetian Bronze	\$ 794

Group 1 Finishes

All Group 1 Finishes \$ 867

Group 2 Finishes

All Group 2 Finishes \$ 1109

Brass Oval Handle with 1/4 Turn Ball Valve - Lead Free

(Sweat - Straight - P-Trap 1-1/2" x 1-1/2")

Oval Handle (valve MT317-NL)

MT4423-NL

Complete Lavatory Supply Kits with P-Trap include everything you need to install your bathroom lavatory sink. This straight sweat valve is traditionally styled with a brass oval handle.

- 2 - MT317-NL Straight Sweat Valves
- 2 - MT432X 3/8" x 20" Rigid Supply Tubes
- 1 - MT302X 1-1/2" x 1-1/2" P-Trap
- 1 - MT313X High Box Flange

Standard Finishes

MT4423-NL/BRN	Brushed Nickel	\$ 687
MT4423-NL/CHBRZ	Champagne Bronze	\$ 1132
MT4423-NL/CPB	Polished Chrome	\$ 512
MT4423-NL/MB	Matte Black	\$ 883
MT4423-NL/ORB	Oil Rubbed Bronze	\$ 826
MT4423-NL/PN	Polished Nickel	\$ 687
MT4423-NL/ULB	Unlacquered Brass	\$ 512
MT4423-NL/VB	Venetian Bronze	\$ 826

Group 1 Finishes

All Group 1 Finishes \$ 883

Group 2 Finishes

All Group 2 Finishes \$ 1132

1/2" Copper Sweat Inlet x 3/8" O.D. Compression Outlet






Brass Oval Handle with 1/4 Turn Ball Valve - Lead Free

(Angle - New England/Massachusetts P-Trap)

1/2" Compression (5/8" O.D.) Inlet x 3/8" O.D. Compression Outlet



Oval Handle (valve MT403-NL)

MT403MASS-NL

Complete Lavatory Supply Kits with New England/Massachusetts P-Trap include everything you need to install your bathroom lavatory sink. Our oval handle angle valve is designed for a traditional look.

- 2 - MT403-NL Angle Valves
- 2 - MT432X 3/8" x 20" Rigid Supply Tubes
- 2 - MT441X Sure Grip Flanges
- 1 - MT304X 1-1/4" x 1-1/2" x 11" P-Trap

Standard Finishes

MT403MASS-NL/BRN	Brushed Nickel	\$ 686
MT403MASS-NL/CHBRZ	Champagne Bronze	\$ 1260
MT403MASS-NL/CPB	Polished Chrome	\$ 523
MT403MASS-NL/MB	Matte Black	\$ 937
MT403MASS-NL/ORB	Oil Rubbed Bronze	\$ 779
MT403MASS-NL/PN	Polished Nickel	\$ 686
MT403MASS-NL/ULB	Unlacquered Brass	\$ 523
MT403MASS-NL/VB	Venetian Bronze	\$ 779

Group 1 Finishes

All Group 1 Finishes \$ 937

Group 2 Finishes

All Group 2 Finishes \$ 1260

Brass Oval Handle with 1/4 Turn Ceramic Disc Cartridge Valve - Lead Free

(Angle - New England/Massachusetts P-Trap)

Oval Handle (valve MT6003-NL)

MT3043-NL

Complete Lavatory Supply Kits with New England/Massachusetts P-Trap include everything you need to install your bathroom lavatory sink. Our deluxe brass oval handle angle valve blends with traditional or contemporary fixtures.

- 2 - MT6003-NL Angle Valves
- 2 - MT432X 3/8" x 20" Rigid Supply Tubes
- 2 - MT441X Sure Grip Flanges
- 1 - MT304X 1-1/4" x 1-1/2" x 11" P-Trap

Standard Finishes

MT3043-NL/BRN	Brushed Nickel	\$ 727
MT3043-NL/CHBRZ	Champagne Bronze	\$ 1475
MT3043-NL/CPB	Polished Chrome	\$ 581
MT3043-NL/MB	Matte Black	\$ 1098
MT3043-NL/ORB	Oil Rubbed Bronze	\$ 846
MT3043-NL/PN	Polished Nickel	\$ 727
MT3043-NL/ULB	Unlaquered Brass	\$ 581
MT3043-NL/VB	Venetian Bronze	\$ 846


Group 1 Finishes

All Group 1 Finishes \$ 1098

Group 2 Finishes

All Group 2 Finishes \$ 1475

1/2" Compression (5/8" O.D.) Inlet x 3/8" O.D. Compression Outlet






Brass Cross Handle with 1/4 Turn Ball Valve - Lead Free

(Angle - New England/Massachusetts P-Trap)

1/2" Compression (5/8" O.D.) Inlet x 3/8" O.D. Compression Outlet



Cross Handle (valve MT621-NL)

MT621MASS-NL

Complete Lavatory Supply Kits with New England/Massachusetts P-Trap include everything you need to install your bathroom lavatory sink. Our cross handle angle valve is designed for a traditional look.

- 2 - MT621-NL Angle Valves
- 2 - MT432X 3/8" x 20" Rigid Supply Tubes
- 2 - MT441X Sure Grip Flanges
- 1 - MT304X 1-1/4" x 1-1/2" x 11" P-Trap

Standard Finishes

MT621MASS-NL/BRN	Brushed Nickel	\$ 743
MT621MASS-NL/CHBRZ	Champagne Bronze	\$ 1347
MT621MASS-NL/CPB	Polished Chrome	\$ 549
MT621MASS-NL/MB	Matte Black	\$ 1010
MT621MASS-NL/ORB	Oil Rubbed Bronze	\$ 836
MT621MASS-NL/PN	Polished Nickel	\$ 743
MT621MASS-NL/ULB	Unlacquered Brass	\$ 549
MT621MASS-NL/VB	Venetian Bronze	\$ 836

Group 1 Finishes

All Group 1 Finishes \$ 1010

Group 2 Finishes

All Group 2 Finishes \$ 1347

Brass Cross Handle with 1/4 Turn Ceramic Disc Cartridge Valve - No Lead

(Angle - New England/Massachusetts P-Trap)

Cross Handle (valve MT4003X-NL)

MT3042-NL

Complete Lavatory Supply Kits with New England/Massachusetts P-Trap include everything you need to install your bathroom lavatory sink. Our cross handle angle valve is designed for a traditional look.

- 2 - MT4003X-NL Angle Valves
- 2 - MT432X 3/8" x 20" Rigid Supply Tubes
- 2 - MT441X Sure Grip Flanges
- 1 - MT304X 1-1/4" x 1-1/2" x 11" P-Trap

Standard Finishes

MT3042-NL/BRN	Brushed Nickel	\$ 905
MT3042-NL/CHBRZ	Champagne Bronze	\$ 1538
MT3042-NL/CPB	Polished Chrome	\$ 648
MT3042-NL/MB	Matte Black	\$ 1145
MT3042-NL/ORB	Oil Rubbed Bronze	\$ 996
MT3042-NL/PN	Polished Nickel	\$ 905
MT3042-NL/ULB	Unlacquered Brass	\$ 648
MT3042-NL/VB	Venetian Bronze	\$ 996


Group 1 Finishes

All Group 1 Finishes \$ 1145

Group 2 Finishes

All Group 2 Finishes \$ 1538

1/2" Compression (5/8" O.D.) Inlet x 3/8" O.D. Compression Outlet






Brass Cross Handle with 1/4 Turn Ceramic Disc Cartridge Valve - Lead Free

(Angle - New England/Massachusetts P-Trap)

1/2" Compression (5/8" O.D.) Inlet x 3/8" O.D. Compression Outlet



Cross Handle (valve MT4004X-NL)

MT3044-NL

Complete Lavatory Supply Kits with New England/Massachusetts P-Trap include everything you need to install your bathroom lavatory sink. Our deluxe cross handle angle valve and flange is designed for a very traditional look.

- 2 - MT4004X-NL Angle Valves
- 2 - MT432X 3/8" x 20" Rigid Supply Tubes
- 1 - MT304X 1-1/4" x 1-1/2" x 11" P-Trap

Standard Finishes

MT3044-NL/BRN	Brushed Nickel	\$ 1074
MT3044-NL/CHBRZ	Champagne Bronze	\$ 1794
MT3044-NL/CPB	Polished Chrome	\$ 783
MT3044-NL/MB	Matte Black	\$ 1358
MT3044-NL/ORB	Oil Rubbed Bronze	\$ 1211
MT3044-NL/PN	Polished Nickel	\$ 1074
MT3044-NL/ULB	Unlaquered Brass	\$ 783
MT3044-NL/VB	Venetian Bronze	\$ 1211

Group 1 Finishes

All Group 1 Finishes **\$ 1358**

Group 2 Finishes

All Group 2 Finishes **\$ 1794**

Contemporary Lever Handle with 1/4 Turn Ceramic Disc Cartridge Valve - Lead Free

(Angle - New England/Massachusetts P-Trap)

Lever Handle (valve MT5003L-NL)

MT3041-NL

Complete Lavatory Supply Kits with New England/Massachusetts P-Trap include everything you need to install your bathroom lavatory sink. Our lever handle angle valve is designed for a contemporary look.

- 2 - MT5003L-NL Angle Valves
- 2 - MT432X 3/8" x 20" Rigid Supply Tubes
- 2 - MT441X Sure Grip Flanges
- 1 - MT304X 1-1/4" x 1-1/2" x 11" P-Trap

Standard Finishes

MT3041-NL/BRN	Brushed Nickel	\$ 836
MT3041-NL/CHBRZ	Champagne Bronze	\$ 1498
MT3041-NL/CPB	Polished Chrome	\$ 590
MT3041-NL/MB	Matte Black	\$ 1140
MT3041-NL/ORB	Oil Rubbed Bronze	\$ 960
MT3041-NL/PN	Polished Nickel	\$ 836
MT3041-NL/ULB	Unlaquered Brass	\$ 590
MT3041-NL/VB	Venetian Bronze	\$ 960


Group 1 Finishes

All Group 1 Finishes **\$ 1140**

Group 2 Finishes

All Group 2 Finishes **\$ 1498**

1/2" Compression (5/8" O.D.) Inlet x 3/8" O.D. Compression Outlet






Mini Lever Handle with 1/4 Turn Ball Valve - Lead Free

(Angle - New England/Massachusetts P-Trap)

1/2" Compression (5/8" O.D.) Inlet x 3/8" O.D. Compression Outlet



Lever Handle (valve MT521-NL)

MT521MASS-NL

Complete Lavatory Supply Kits with New England/Massachusetts P-Trap include everything you need to install your bathroom lavatory sink. Our mini lever handle angle valve is designed for a contemporary look.

- 2 - MT521-NL Angle Valves
- 2 - MT432X 3/8" x 20" Rigid Supply Tubes
- 2 - MT441X Sure Grip Flanges
- 1 - MT304X 1-1/4" x 1-1/2" x 11" P-Trap

Standard Finishes

MT521MASS-NL/BRN	Brushed Nickel	\$ 743
MT521MASS-NL/CHBRZ	Champagne Bronze	\$ 1347
MT521MASS-NL/CPB	Polished Chrome	\$ 549
MT521MASS-NL/MB	Matte Black	\$ 1010
MT521MASS-NL/ORB	Oil Rubbed Bronze	\$ 836
MT521MASS-NL/PN	Polished Nickel	\$ 743
MT521MASS-NL/ULB	Unlacquered Brass	\$ 549
MT521MASS-NL/VB	Venetian Bronze	\$ 836

Group 1 Finishes

All Group 1 Finishes **\$ 1010**

Group 2 Finishes

All Group 2 Finishes **\$ 1347**


Notes:



Brass Oval Handle with 1/4 Turn Ball Valve - Lead Free

(Angle - New England/Massachusetts P-Trap)

1/2" Female IPS Inlet x 3/8" O.D. Compression Outlet



Oval Handle (valve MT401-NL)

MT401MASS-NL

Complete Lavatory Supply Kits with New England/Massachusetts P-Trap include everything you need to install your bathroom lavatory sink. Our oval handle angle valve is designed for a traditional look.

- 2 - MT401-NL Angle Valves
- 2 - MT432X 3/8" x 20" Rigid Supply Tubes
- 2 - MT450X 1/2" x 4" Pipe Nipples
- 2 - MT442X Sure Grip Flanges
- 1 - MT304X 1-1/4" x 1-1/2" x 11" P-Trap

Standard Finishes

MT401MASS-NL/BRN	Brushed Nickel	\$ 814
MT401MASS-NL/CHBRZ	Champagne Bronze	\$ 1457
MT401MASS-NL/CPB	Polished Chrome	\$ 609
MT401MASS-NL/MB	Matte Black	\$ 1045
MT401MASS-NL/ORB	Oil Rubbed Bronze	\$ 905
MT401MASS-NL/PN	Polished Nickel	\$ 814
MT401MASS-NL/ULB	Unlacquered Brass	\$ 609
MT401MASS-NL/VB	Venetian Bronze	\$ 905

Group 1 Finishes

All Group 1 Finishes **\$ 1045**

Group 2 Finishes

All Group 2 Finishes **\$ 1457**

Brass Oval Handle with 1/4 Turn Ceramic Disc Cartridge Valve - Lead Free

(Angle - New England/Massachusetts P-Trap)

Oval Handle (valve MT6001-NL)

MT3047-NL

Complete Lavatory Supply Kits with New England/Massachusetts P-Trap include everything you need to install your bathroom lavatory sink. Our deluxe brass oval handle angle valve blends with traditional or contemporary fixtures.

- 2 - MT6001-NL Angle Valves
- 2 - MT432X 3/8" x 20" Rigid Supply Tubes
- 2 - MT450X 1/2" x 4" Pipe Nipples
- 2 - MT442X Sure Grip Flanges
- 1 - MT304X 1-1/4" x 1-1/2" x 11" P-Trap

Standard Finishes

MT3047-NL/BRN	Brushed Nickel	\$ 855
MT3047-NL/CHBRZ	Champagne Bronze	\$ 1757
MT3047-NL/CPB	Polished Chrome	\$ 671
MT3047-NL/MB	Matte Black	\$ 1273
MT3047-NL/ORB	Oil Rubbed Bronze	\$ 983
MT3047-NL/PN	Polished Nickel	\$ 855
MT3047-NL/ULB	Unlacquered Brass	\$ 671
MT3047-NL/VB	Venetian Bronze	\$ 983


Group 1 Finishes

All Group 1 Finishes **\$ 1273**

Group 2 Finishes

All Group 2 Finishes **\$ 1757**

1/2" Female IPS Inlet x 3/8" O.D. Compression Outlet






Brass Cross Handle with 1/4 Turn Ball Valve - Lead Free

(Angle - New England/Massachusetts P-Trap)

1/2" Female IPS Inlet x 3/8" O.D. Compression Outlet



Cross Handle (valve MT616-NL)

MT616MASS-NL

Complete Lavatory Supply Kits with New England/Massachusetts P-Trap include everything you need to install your bathroom lavatory sink. Our cross handle angle valve is designed for a traditional look.

- 2 - MT616-NL Angle Valves
- 2 - MT432X 3/8" x 20" Rigid Supply Tubes
- 2 - MT450X 1/2" x 4" Pipe Nipples
- 2 - MT442X Sure Grip Flanges
- 1 - MT304X 1-1/4" x 1-1/2" x 11" P-Trap

Standard Finishes

MT616MASS-NL/BRN	Brushed Nickel	\$ 872
MT616MASS-NL/CHBRZ	Champagne Bronze	\$ 1628
MT616MASS-NL/CPB	Polished Chrome	\$ 639
MT616MASS-NL/MB	Matte Black	\$ 1186
MT616MASS-NL/ORB	Oil Rubbed Bronze	\$ 972
MT616MASS-NL/PN	Polished Nickel	\$ 872
MT616MASS-NL/ULB	Unlacquered Brass	\$ 639
MT616MASS-NL/VB	Venetian Bronze	\$ 972

Group 1 Finishes

All Group 1 Finishes \$ 1186

Group 2 Finishes

All Group 2 Finishes \$ 1628

Brass Cross Handle with 1/4 Turn Ceramic Disc Cartridge Valve - Lead Free

(Angle - New England/Massachusetts P-Trap)

Cross Handle (valve MT4001X-NL)

MT3046-NL

Complete Lavatory Supply Kits with New England/Massachusetts P-Trap include everything you need to install your bathroom lavatory sink. Our cross handle angle valve is designed for a traditional look.

- 2 - MT4001X-NL Angle Valves
- 2 - MT432X 3/8" x 20" Rigid Supply Tubes
- 2 - MT450X 1/2" x 4" Pipe Nipples
- 2 - MT442X Sure Grip Flanges
- 1 - MT304X 1-1/4" x 1-1/2" x 11" P-Trap

Standard Finishes

MT3046-NL/BRN	Brushed Nickel	\$ 1034
MT3046-NL/CHBRZ	Champagne Bronze	\$ 1820
MT3046-NL/CPB	Polished Chrome	\$ 738
MT3046-NL/MB	Matte Black	\$ 1322
MT3046-NL/ORB	Oil Rubbed Bronze	\$ 1133
MT3046-NL/PN	Polished Nickel	\$ 1034
MT3046-NL/ULB	Unlacquered Brass	\$ 738
MT3046-NL/VB	Venetian Bronze	\$ 1133


Group 1 Finishes

All Group 1 Finishes \$ 1322

Group 2 Finishes

All Group 2 Finishes \$ 1820


1/2" Female IPS Inlet x 3/8" O.D. Compression Outlet





Contemporary Lever Handle with 1/4 Turn Ceramic Disc Cartridge Valve - Lead Free (Angle - New England/Massachusetts P-Trap)

1/2" Female IPS Inlet x 3/8" O.D. Compression Outlet



Lever Handle (valve MT5001L-NL)

MT3045-NL

Complete Lavatory Supply Kits with New England/Massachusetts P-Trap include everything you need to install your bathroom lavatory sink. Our lever handle angle valve is designed for a contemporary look.

- 2 - MT5001L-NL Angle Valves
- 2 - MT432X 3/8" x 20" Rigid Supply Tubes
- 2 - MT450X 1/2" x 4" Pipe Nipples
- 2 - MT442X Sure Grip Flanges
- 1 - MT304X 1-1/4" x 1-1/2" x 11" P-Trap

Standard Finishes

MT3045-NL/BRN	Brushed Nickel	\$ 963
MT3045-NL/CHBRZ	Champagne Bronze	\$ 1697
MT3045-NL/CPB	Polished Chrome	\$ 679
MT3045-NL/MB	Matte Black	\$ 1315
MT3045-NL/ORB	Oil Rubbed Bronze	\$ 1096
MT3045-NL/PN	Polished Nickel	\$ 963
MT3045-NL/ULB	Unlacquered Brass	\$ 679
MT3045-NL/VB	Venetian Bronze	\$ 1096

Group 1 Finishes

All Group 1 Finishes **\$ 1315**

Group 2 Finishes

All Group 2 Finishes **\$ 1697**


Notes:



Brass Oval Handle with 1/4 Turn Ball Valve - Lead Free

(Straight - New England/Massachusetts P-Trap)

**1/2" Compression (5/8" O.D.) Inlet
x 3/8" O.D. Compression Outlet**



Oval Handle (valve MT410-NL)

MT410MASS-NL

Complete Lavatory Supply Kits with New England/Massachusetts P-Trap include everything you need to install your bathroom lavatory sink. Our oval handle straight valve is designed for a traditional look.

- 2 - MT410-NL Straight Valves
- 2 - MT432X 3/8" x 20" Rigid Supply Tubes
- 2 - MT441X Sure Grip Flanges
- 1 - MT304X 1-1/4" x 1-1/2" x 11" P-Trap

Standard Finishes

MT410MASS-NL/BRN	Brushed Nickel	\$ 688
MT410MASS-NL/CHBRZ	Champagne Bronze	\$ 1189
MT410MASS-NL/CPB	Polished Chrome	\$ 498
MT410MASS-NL/MB	Matte Black	\$ 908
MT410MASS-NL/ORB	Oil Rubbed Bronze	\$ 781
MT410MASS-NL/PN	Polished Nickel	\$ 688
MT410MASS-NL/ULB	Unlacquered Brass	\$ 498
MT410MASS-NL/VB	Venetian Bronze	\$ 781

Group 1 Finishes

All Group 1 Finishes \$ 908

Group 2 Finishes

All Group 2 Finishes \$ 1189

Notes:



Brass Oval Handle with 1/4 Turn Ball Valve - Lead Free

(Sweat - Angle - New England/Massachusetts P-Trap)

Oval Handle (valve MT316-NL)

MT316MASS-NL

Complete Lavatory Supply Kits with New England/Massachusetts P-Trap include everything you need to install your bathroom lavatory sink. This angle sweat valve is traditionally styled with a brass oval handle.

- 2 - MT316-NL Angle Sweat Valves
- 2 - MT432X 3/8" x 20" Rigid Supply Tubes
- 1 - MT304X 1-1/4" x 1-1/2" x 11" P-Trap

Standard Finishes

MT316MASS-NL/BRN	Brushed Nickel	\$ 796
MT316MASS-NL/CHBRZ	Champagne Bronze	\$ 1284
MT316MASS-NL/CPB	Polished Chrome	\$ 631
MT316MASS-NL/MB	Matte Black	\$ 972
MT316MASS-NL/ORB	Oil Rubbed Bronze	\$ 877
MT316MASS-NL/PN	Polished Nickel	\$ 796
MT316MASS-NL/ULB	Unlacquered Brass	\$ 631
MT316MASS-NL/VB	Venetian Bronze	\$ 877


Group 1 Finishes

All Group 1 Finishes \$ 972

Group 2 Finishes

All Group 2 Finishes \$ 1284

1/2" Copper Sweat Inlet x 3/8" O.D. Compression Outlet



Brass Oval Handle with 1/4 Turn Ceramic Disc Cartridge Valve - Lead Free

(Sweat - Angle - New England/Massachusetts P-Trap)

Oval Handle (valve MT6160-NL)

MT9120-NL

Complete Lavatory Supply Kits with New England/Massachusetts P-Trap include everything you need to install your bathroom lavatory sink. This angle sweat valve blends with traditional or contemporary fixtures and features an oval handle.

- 2 - MT6160-NL Angle Sweat Valves
- 2 - MT432X 3/8" x 20" Rigid Supply Tubes
- 1 - MT304X 1-1/4" x 1-1/2" x 11" P-Trap

Standard Finishes

MT9120-NL/BRN	Brushed Nickel	\$ 950
MT9120-NL/CHBRZ	Champagne Bronze	\$ 1630
MT9120-NL/CPB	Polished Chrome	\$ 704
MT9120-NL/MB	Matte Black	\$ 1230
MT9120-NL/ORB	Oil Rubbed Bronze	\$ 1106
MT9120-NL/PN	Polished Nickel	\$ 950
MT9120-NL/ULB	Unlacquered Brass	\$ 704
MT9120-NL/VB	Venetian Bronze	\$ 1106


Group 1 Finishes

All Group 1 Finishes \$ 1230

Group 2 Finishes

All Group 2 Finishes \$ 1630

1/2" Copper Sweat Inlet x 3/8" O.D. Compression Outlet






Brass Cross Handle with 1/4 Turn Ball Valve - Lead Free

(Sweat - Angle - New England/Massachusetts P-Trap)

1/2" Copper Sweat Inlet x 3/8" O.D. Compression Outlet



Cross Handle (valve MT629-NL)

MT629MASS-NL

Complete Lavatory Supply Kits with New England/Massachusetts P-Trap include everything you need to install your bathroom lavatory sink. This angle sweat valve is traditionally styled with a mini cross handle.

- 2 - MT629-NL Angle Sweat Valves
- 2 - MT432X 3/8" x 20" Rigid Supply Tubes
- 1 - MT304X 1-1/4" x 1-1/2" x 11" P-Trap

Standard Finishes

MT629MASS-NL/BRN	Brushed Nickel	\$ 702
MT629MASS-NL/CHBRZ	Champagne Bronze	\$ 1144
MT629MASS-NL/CPB	Polished Chrome	\$ 562
MT629MASS-NL/MB	Matte Black	\$ 866
MT629MASS-NL/ORB	Oil Rubbed Bronze	\$ 781
MT629MASS-NL/PN	Polished Nickel	\$ 702
MT629MASS-NL/ULB	Unlacquered Brass	\$ 562
MT629MASS-NL/VB	Venetian Bronze	\$ 781

Group 1 Finishes

All Group 1 Finishes \$ 866

Group 2 Finishes

All Group 2 Finishes \$ 1144

Brass Cross Handle with 1/4 Turn Ceramic Disc Cartridge Valve - Lead Free

(Sweat - Angle - New England/Massachusetts P-Trap)

Cross Handle (valve MT416X-NL)

MT8120X-NL

Complete Lavatory Supply Kits with New England/Massachusetts P-Trap include everything you need to install your bathroom lavatory sink. This angle sweat valve is traditionally styled with a cross handle.

- 2 - MT416X-NL Angle Sweat Valves
- 2 - MT432X 3/8" x 20" Rigid Supply Tubes
- 1 - MT304X 1-1/4" x 1-1/2" x 11" P-Trap

Standard Finishes

MT8120X-NL/BRN	Brushed Nickel	\$ 953
MT8120X-NL/CHBRZ	Champagne Bronze	\$ 1584
MT8120X-NL/CPB	Polished Chrome	\$ 746
MT8120X-NL/MB	Matte Black	\$ 1199
MT8120X-NL/ORB	Oil Rubbed Bronze	\$ 1077
MT8120X-NL/PN	Polished Nickel	\$ 953
MT8120X-NL/ULB	Unlacquered Brass	\$ 746
MT8120X-NL/VB	Venetian Bronze	\$ 1077


Group 1 Finishes

All Group 1 Finishes \$ 1199

Group 2 Finishes

All Group 2 Finishes \$ 1584

1/2" Copper Sweat Inlet x 3/8" O.D. Compression Outlet





Brass Cross Handle with 1/4 Turn Ball Valve - Lead Free

(Sweat - Straight - New England/Massachusetts P-Trap)

1/2" Copper Sweat Inlet x 3/8" O.D. Compression Outlet



Cross Handle (valve MT631-NL)

MT631MASS-NL

Complete Lavatory Supply Kits with New England/Massachusetts P-Trap include everything you need to install your bathroom lavatory sink. This straight sweat valve is traditionally styled with a mini cross handle.

- 2 - MT631-NL Straight Sweat Valves
- 2 - MT432X 3/8" x 20" Rigid Supply Tubes
- 1 - MT304X 1-1/4" x 1-1/2" x 11" P-Trap

Standard Finishes

MT631MASS-NL/BRN	Brushed Nickel	\$ 802
MT631MASS-NL/CHBRZ	Champagne Bronze	\$ 1423
MT631MASS-NL/CPB	Polished Chrome	\$ 652
MT631MASS-NL/MB	Matte Black	\$ 1090
MT631MASS-NL/ORB	Oil Rubbed Bronze	\$ 927
MT631MASS-NL/PN	Polished Nickel	\$ 802
MT631MASS-NL/ULB	Unlacquered Brass	\$ 652
MT631MASS-NL/VB	Venetian Bronze	\$ 927

Group 1 Finishes

All Group 1 Finishes \$ 1090

Group 2 Finishes

All Group 2 Finishes \$ 1423

Brass Oval Handle with 1/4 Turn Ball Valve - Lead Free

(Sweat - Straight - New England/Massachusetts P-Trap)

Oval Handle (valve MT317-NL)

MT317MASS-NL

Complete Lavatory Supply Kits with New England/Massachusetts P-Trap include everything you need to install your bathroom lavatory sink. This straight sweat valve is traditionally styled with a brass oval handle.

- 2 - MT317-NL Straight Sweat Valves
- 2 - MT432X 3/8" x 20" Rigid Supply Tubes
- 1 - MT304X 1-1/4" x 1-1/2" x 11" P-Trap

Standard Finishes

MT317MASS-NL/BRN	Brushed Nickel	\$ 740
MT317MASS-NL/CHBRZ	Champagne Bronze	\$ 1186
MT317MASS-NL/CPB	Polished Chrome	\$ 559
MT317MASS-NL/MB	Matte Black	\$ 933
MT317MASS-NL/ORB	Oil Rubbed Bronze	\$ 860
MT317MASS-NL/PN	Polished Nickel	\$ 740
MT317MASS-NL/ULB	Unlacquered Brass	\$ 559
MT317MASS-NL/VB	Venetian Bronze	\$ 860

Group 1 Finishes

All Group 1 Finishes \$ 933

Group 2 Finishes

All Group 2 Finishes \$ 1186

1/2" Copper Sweat Inlet x 3/8" O.D. Compression Outlet






Brass Oval Handle with 1/4 Turn Ball Valve - Lead Free

(Angle - Flat Head Riser Supply Tube)

1/2" Female IPS Inlet x 3/8" O.D. Compression Outlet



Oval Handle (valve MT401-NL)

MT4820BOIPS-NL

Complete Toilet Supply Kits include everything you need to install your toilet or bidet. Our oval handle angle valve is designed for a traditional look.

- 1 - MT401-NL Angle Valve
- 1 - MT436X 3/8" x 20" Rigid Supply Tube
- 1 - MT450X 1/2" x 4" Pipe Nipple
- 1 - MT442X Sure Grip Flange

Standard Finishes

MT4820BOIPS-NL/BRN	Brushed Nickel	\$ 284
MT4820BOIPS-NL/CHBRZ	Champagne Bronze	\$ 488
MT4820BOIPS-NL/CPB	Polished Chrome	\$ 202
MT4820BOIPS-NL/MB	Matte Black	\$ 348
MT4820BOIPS-NL/ORB	Oil Rubbed Bronze	\$ 303
MT4820BOIPS-NL/PN	Polished Nickel	\$ 284
MT4820BOIPS-NL/ULB	Unlacquered Brass	\$ 202
MT4820BOIPS-NL/VB	Venetian Bronze	\$ 303

Group 1 Finishes

All Group 1 Finishes \$ 348

Group 2 Finishes

All Group 2 Finishes \$ 488

Oval Handle (valve MT403-NL)

MT4820BO-NL

Complete Toilet Supply Kits include everything you need to install your toilet or bidet. Our oval handle angle valve is designed for a traditional look.

- 1 - MT403-NL Angle Valve
- 1 - MT436X 3/8" x 20" Rigid Supply Tube
- 1 - MT441X Sure Grip Flange

Standard Finishes

MT4820BO-NL/BRN	Brushed Nickel	\$ 220
MT4820BO-NL/CHBRZ	Champagne Bronze	\$ 390
MT4820BO-NL/CPB	Polished Chrome	\$ 160
MT4820BO-NL/MB	Matte Black	\$ 293
MT4820BO-NL/ORB	Oil Rubbed Bronze	\$ 240
MT4820BO-NL/PN	Polished Nickel	\$ 220
MT4820BO-NL/ULB	Unlacquered Brass	\$ 160
MT4820BO-NL/VB	Venetian Bronze	\$ 240

Group 1 Finishes

All Group 1 Finishes \$ 293

Group 2 Finishes

All Group 2 Finishes \$ 390

1/2" Compression (5/8" O.D.) Inlet x 3/8" O.D. Compression Outlet





Brass Oval Handle with 1/4 Turn Ceramic Disc Cartridge Valve - Lead Free

(Angle - Flat Head Riser Supply Tube)

1/2" Female IPS Inlet x 3/8" O.D. Compression Outlet



Oval Handle (valve MT6001-NL)

MT6800-NL

Complete Toilet Supply Kits include everything you need to install your toilet or bidet. Our deluxe brass oval handle angle valve blends with traditional or contemporary fixtures.

- 1 - MT6001-NL Angle Valve
- 1 - MT436X 3/8" x 20" Rigid Supply Tube
- 1 - MT450X 1/2" x 4" Pipe Nipple
- 1 - MT442X Sure Grip Flange

Standard Finishes

MT6800-NL/BRN	Brushed Nickel	\$ 291
MT6800-NL/CHBRZ	Champagne Bronze	\$ 599
MT6800-NL/CPB	Polished Chrome	\$ 224
MT6800-NL/MB	Matte Black	\$ 442
MT6800-NL/ORB	Oil Rubbed Bronze	\$ 326
MT6800-NL/PN	Polished Nickel	\$ 291
MT6800-NL/ULB	Unlacquered Brass	\$ 224
MT6800-NL/VB	Venetian Bronze	\$ 326

Group 1 Finishes

All Group 1 Finishes \$ 442

Group 2 Finishes

All Group 2 Finishes \$ 599

Oval Handle (valve MT6003-NL)

MT6820-NL

Complete Toilet Supply Kits include everything you need to install your toilet or bidet. Our deluxe brass oval handle angle valve blends with traditional or contemporary fixtures.

- 1 - MT6003-NL Angle Valve
- 1 - MT436X 3/8" x 20" Rigid Supply Tube
- 1 - MT441X Sure Grip Flange

Standard Finishes

MT6820-NL/BRN	Brushed Nickel	\$ 226
MT6820-NL/CHBRZ	Champagne Bronze	\$ 477
MT6820-NL/CPB	Polished Chrome	\$ 205
MT6820-NL/MB	Matte Black	\$ 354
MT6820-NL/ORB	Oil Rubbed Bronze	\$ 258
MT6820-NL/PN	Polished Nickel	\$ 226
MT6820-NL/ULB	Unlacquered Brass	\$ 205
MT6820-NL/VB	Venetian Bronze	\$ 258

Group 1 Finishes

All Group 1 Finishes \$ 354

Group 2 Finishes

All Group 2 Finishes \$ 477

1/2" Compression (5/8" O.D.) Inlet x 3/8" O.D. Compression Outlet






Brass Cross Handle with 1/4 Turn Ball Valve - Lead Free

(Angle - Flat Head Riser Supply Tube)

1/2" Female IPS Inlet x 3/8" O.D. Compression Outlet



Cross Handle (valve MT616-NL)

MT483BX-NL

Complete Toilet Supply Kits include everything you need to install your toilet or bidet. Our cross handle angle valve is designed for a traditional look.

- 1 - MT616-NL Angle Valve
- 1 - MT436X 3/8" x 20" Rigid Supply Tube
- 1 - MT450X 1/2" x 4" Pipe Nipple
- 1 - MT442X Sure Grip Flange

Standard Finishes

MT483BX-NL/BRN	Brushed Nickel	\$ 313
MT483BX-NL/CHBRZ	Champagne Bronze	\$ 573
MT483BX-NL/CPB	Polished Chrome	\$ 218
MT483BX-NL/MB	Matte Black	\$ 417
MT483BX-NL/ORB	Oil Rubbed Bronze	\$ 337
MT483BX-NL/PN	Polished Nickel	\$ 313
MT483BX-NL/ULB	Unlacquered Brass	\$ 218
MT483BX-NL/VB	Venetian Bronze	\$ 337

Group 1 Finishes

All Group 1 Finishes **\$ 417**

Group 2 Finishes

All Group 2 Finishes **\$ 573**

Cross Handle (valve MT621-NL)

MT482BX-NL

Complete Toilet Supply Kits include everything you need to install your toilet or bidet. Our cross handle angle valve is designed for a traditional look.

- 1 - MT621-NL Angle Valve
- 1 - MT436X 3/8" x 20" Rigid Supply Tube
- 1 - MT441X Sure Grip Flange

Standard Finishes

MT482BX-NL/BRN	Brushed Nickel	\$ 248
MT482BX-NL/CHBRZ	Champagne Bronze	\$ 432
MT482BX-NL/CPB	Polished Chrome	\$ 173
MT482BX-NL/MB	Matte Black	\$ 329
MT482BX-NL/ORB	Oil Rubbed Bronze	\$ 268
MT482BX-NL/PN	Polished Nickel	\$ 248
MT482BX-NL/ULB	Unlacquered Brass	\$ 173
MT482BX-NL/VB	Venetian Bronze	\$ 268

Group 1 Finishes

All Group 1 Finishes **\$ 329**

Group 2 Finishes

All Group 2 Finishes **\$ 432**

1/2" Compression (5/8" O.D.) Inlet x 3/8" O.D. Compression Outlet





Brass Cross Handle with 1/4 Turn Ceramic Disc Cartridge Valve - Lead Free (Angle - Flat Head Riser Supply Tube)

1/2" Female IPS Inlet x 3/8" O.D. Compression Outlet



Cross Handle (valve MT4001X-NL)

MT4800X-NL

Complete Toilet Supply Kits include everything you need to install your toilet or bidet. Our cross handle angle valve is designed for a traditional look.

- 1 - MT4001X-NL Angle Valve
- 1 - MT436X 3/8" x 20" Rigid Supply Tube
- 1 - MT450X 1/2" x 4" Pipe Nipple
- 1 - MT442X Sure Grip Flange

Standard Finishes

MT4800X-NL/BRN	Brushed Nickel	\$ 380
MT4800X-NL/CHBRZ	Champagne Bronze	\$ 670
MT4800X-NL/CPB	Polished Chrome	\$ 257
MT4800X-NL/MB	Matte Black	\$ 465
MT4800X-NL/ORB	Oil Rubbed Bronze	\$ 401
MT4800X-NL/PN	Polished Nickel	\$ 380
MT4800X-NL/ULB	Unlacquered Brass	\$ 257
MT4800X-NL/VB	Venetian Bronze	\$ 401

Group 1 Finishes

All Group 1 Finishes **\$ 465**

Group 2 Finishes

All Group 2 Finishes **\$ 670**

Cross Handle (valve MT4003X-NL)

MT4820X-NL

Complete Toilet Supply Kits include everything you need to install your toilet or bidet. Our cross handle angle valve is designed for a traditional look.

- 1 - MT4003X-NL Angle Valve
- 1 - MT436X 3/8" x 20" Rigid Supply Tube
- 1 - MT441X Sure Grip Flange

Standard Finishes

MT4820X-NL/BRN	Brushed Nickel	\$ 315
MT4820X-NL/CHBRZ	Champagne Bronze	\$ 508
MT4820X-NL/CPB	Polished Chrome	\$ 213
MT4820X-NL/MB	Matte Black	\$ 378
MT4820X-NL/ORB	Oil Rubbed Bronze	\$ 333
MT4820X-NL/PN	Polished Nickel	\$ 315
MT4820X-NL/ULB	Unlacquered Brass	\$ 213
MT4820X-NL/VB	Venetian Bronze	\$ 333

Group 1 Finishes

All Group 1 Finishes **\$ 378**

Group 2 Finishes

All Group 2 Finishes **\$ 508**

1/2" Compression (5/8" O.D.) Inlet x 3/8" O.D. Compression Outlet





Brass Cross Handle with 1/4 Turn Ceramic Disc Cartridge Valve - Lead Free

(Angle - Flat Head Riser Supply Tube)

1/2" Compression (5/8" O.D.) Inlet x 3/8" O.D. Compression Outlet



Cross Handle (valve MT4004X-NL)

MT4831X-NL

Complete Toilet Supply Kits include everything you need to install your toilet or bidet. Our deluxe cross handle angle valve and flange is designed for a very traditional look.

- 1 - MT4004X-NL Angle Valve
- 1 - MT436X 3/8" x 20" Rigid Supply Tube

Standard Finishes

MT4831X-NL/BRN	Brushed Nickel	\$ 399
MT4831X-NL/CHBRZ	Champagne Bronze	\$ 657
MT4831X-NL/CPB	Polished Chrome	\$ 280
MT4831X-NL/MB	Matte Black	\$ 485
MT4831X-NL/ORB	Oil Rubbed Bronze	\$ 441
MT4831X-NL/PN	Polished Nickel	\$ 399
MT4831X-NL/ULB	Unlacquered Brass	\$ 280
MT4831X-NL/VB	Venetian Bronze	\$ 441

Group 1 Finishes

All Group 1 Finishes **\$ 485**

Group 2 Finishes

All Group 2 Finishes **\$ 657**

Contemporary Lever Handle with 1/4 Turn Ceramic Disc Cartridge Valve - Lead Free

(Angle - Flat Head Riser Supply Tube)

Lever Handle (valve MT5001L-NL)

MT5800L-NL

Complete Toilet Supply Kits include everything you need to install your toilet or bidet. Our lever handle angle valve is designed for a contemporary look.

- 1 - MT5001L-NL Angle Valve
- 1 - MT436X 3/8" x 20" Rigid Supply Tube
- 1 - MT450X 1/2" x 4" Pipe Nipple
- 1 - MT442X Sure Grip Flange

1/2" Female IPS Inlet x 3/8" O.D. Compression Outlet



Standard Finishes

MT5800L-NL/BRN	Brushed Nickel	\$ 345
MT5800L-NL/CHBRZ	Champagne Bronze	\$ 630
MT5800L-NL/CPB	Polished Chrome	\$ 227
MT5800L-NL/MB	Matte Black	\$ 463
MT5800L-NL/ORB	Oil Rubbed Bronze	\$ 383
MT5800L-NL/PN	Polished Nickel	\$ 345
MT5800L-NL/ULB	Unlacquered Brass	\$ 227
MT5800L-NL/VB	Venetian Bronze	\$ 383

Group 1 Finishes

All Group 1 Finishes **\$ 463**

Group 2 Finishes

All Group 2 Finishes **\$ 630**



Contemporary Lever Handle with 1/4 Turn Ceramic Disc Cartridge Valve - Lead Free (Angle - Flat Head Riser Supply Tube)

1/2" Compression (5/8" O.D.) Inlet x 3/8" O.D. Compression Outlet



Lever Handle (valve MT5003L-NL)

MT5820L-NL

Complete Toilet Supply Kits include everything you need to install your toilet or bidet. Our lever handle angle valve is designed for a contemporary look.

- 1 - MT5003L-NL Angle Valve
- 1 - MT436X 3/8" x 20" Rigid Supply Tube
- 1 - MT441X Sure Grip Flange

Standard Finishes

MT5820L-NL/BRN	Brushed Nickel	\$ 281
MT5820L-NL/CHBRZ	Champagne Bronze	\$ 507
MT5820L-NL/CPB	Polished Chrome	\$ 183
MT5820L-NL/MB	Matte Black	\$ 375
MT5820L-NL/ORB	Oil Rubbed Bronze	\$ 315
MT5820L-NL/PN	Polished Nickel	\$ 281
MT5820L-NL/ULB	Unlacquered Brass	\$ 183
MT5820L-NL/VB	Venetian Bronze	\$ 315

Group 1 Finishes

All Group 1 Finishes **\$ 375**

Group 2 Finishes

All Group 2 Finishes **\$ 507**

Mini Lever Handle with 1/4 Turn Ball Valve - Lead Free

(Angle - Flat Head Riser Supply Tube)

Lever Handle (valve MT521-NL)

MT482BL-NL

Complete Toilet Supply Kits include everything you need to install your toilet or bidet. Our mini lever handle angle valve is designed for a contemporary look.

- 1 - MT521-NL Angle Valve
- 1 - MT436X 3/8" x 20" Rigid Supply Tube
- 1 - MT441X Sure Grip Flange

Standard Finishes

MT482BL-NL/BRN	Brushed Nickel	\$ 248
MT482BL-NL/CHBRZ	Champagne Bronze	\$ 432
MT482BL-NL/CPB	Polished Chrome	\$ 173
MT482BL-NL/MB	Matte Black	\$ 329
MT482BL-NL/ORB	Oil Rubbed Bronze	\$ 268
MT482BL-NL/PN	Polished Nickel	\$ 248
MT482BL-NL/ULB	Unlacquered Brass	\$ 173
MT482BL-NL/VB	Venetian Bronze	\$ 268

Group 1 Finishes

All Group 1 Finishes **\$ 329**

Group 2 Finishes

All Group 2 Finishes **\$ 432**

1/2" Compression (5/8" O.D.) Inlet x 3/8" O.D. Compression Outlet





Contemporary Round Handle with 1/4 Turn Ceramic Disc Cartridge Valve - Lead Free (Angle - Flat Head Riser Supply Tube)

1/2" Compression (5/8" O.D.) Inlet x 3/8" O.D. Compression Outlet



Round Handle (valve MT6004-NL)

MT6831-NL

Complete Toilet Supply Kits include everything you need to install your toilet or bidet. Our round handle angle valve is designed for a contemporary look.

- 1 - MT6004-NL Angle Valve
- 1 - MT436X 3/8" x 20" Rigid Supply Tube

Standard Finishes

MT6831-NL/BRN	Brushed Nickel	\$ 342
MT6831-NL/CHBRZ	Champagne Bronze	\$ 486
MT6831-NL/CPB	Polished Chrome	\$ 231
MT6831-NL/MB	Matte Black	\$ 432
MT6831-NL/ORB	Oil Rubbed Bronze	\$ 388
MT6831-NL/PN	Polished Nickel	\$ 342
MT6831-NL/ULB	Unlacquered Brass	\$ 231
MT6831-NL/VB	Venetian Bronze	\$ 388

Group 1 Finishes

All Group 1 Finishes **\$ 432**

Group 2 Finishes

All Group 2 Finishes **\$ 486**

Contemporary Square Handle with 1/4 Turn Ceramic Disc Cartridge Valve - Lead Free (Angle - Flat Head Riser Supply Tube)

Square Handle (valve MT5004-NL)

MT5831-NL

Complete Toilet Supply Kits include everything you need to install your toilet or bidet. Our square handle angle valve is designed for a contemporary look.

- 1 - MT5004-NL Angle Valve
- 1 - MT436X 3/8" x 20" Rigid Supply Tube

Standard Finishes

MT5831-NL/BRN	Brushed Nickel	\$ 353
MT5831-NL/CHBRZ	Champagne Bronze	\$ 524
MT5831-NL/CPB	Polished Chrome	\$ 251
MT5831-NL/MB	Matte Black	\$ 457
MT5831-NL/ORB	Oil Rubbed Bronze	\$ 404
MT5831-NL/PN	Polished Nickel	\$ 353
MT5831-NL/ULB	Unlacquered Brass	\$ 251
MT5831-NL/VB	Venetian Bronze	\$ 404

Group 1 Finishes

All Group 1 Finishes **\$ 457**

Group 2 Finishes

All Group 2 Finishes **\$ 524**

1/2" Compression (5/8" O.D.) Inlet x 3/8" O.D. Compression Outlet





Brass Oval Handle with 1/4 Turn Ball Valve - Lead Free

(Straight - Flat Head Riser Supply Tube)

1/2" Compression (5/8" O.D.) Inlet x 3/8" O.D. Compression Outlet



Oval Handle (valve MT410-NL)

MT4223-NL

Complete Toilet Supply Kits include everything you need to install your toilet or bidet. Our oval handle straight valve is designed for a traditional look.

- 1 - MT410-NL Straight Valve
- 1 - MT436X 3/8" x 20" Rigid Supply Tube
- 1 - MT441X Sure Grip Flange

Standard Finishes

MT4223-NL/BRN	Brushed Nickel	\$ 206
MT4223-NL/CHBRZ	Champagne Bronze	\$ 351
MT4223-NL/CPB	Polished Chrome	\$ 137
MT4223-NL/MB	Matte Black	\$ 257
MT4223-NL/ORB	Oil Rubbed Bronze	\$ 226
MT4223-NL/PN	Polished Nickel	\$ 206
MT4223-NL/ULB	Unlacquered Brass	\$ 137
MT4223-NL/VB	Venetian Bronze	\$ 226

Group 1 Finishes

All Group 1 Finishes \$ 257

Group 2 Finishes

All Group 2 Finishes \$ 351

Contemporary Lever Handle with 1/4 Turn Ceramic Disc Cartridge Valve - Lead Free

(Straight - Flat Head Riser Supply Tube)

Lever Handle (valve MT5120L-NL)

MT5122L-NL

Complete Toilet Supply Kits include everything you need to install your toilet or bidet. Our lever handle straight valve is designed for a contemporary look.

- 1 - MT5120L-NL Straight Valve
- 1 - MT436X 3/8" x 20" Rigid Supply Tube
- 1 - MT441X Sure Grip Flange

Standard Finishes

MT5122L-NL/BRN	Brushed Nickel	\$ 287
MT5122L-NL/CHBRZ	Champagne Bronze	\$ 516
MT5122L-NL/CPB	Polished Chrome	\$ 193
MT5122L-NL/MB	Matte Black	\$ 386
MT5122L-NL/ORB	Oil Rubbed Bronze	\$ 325
MT5122L-NL/PN	Polished Nickel	\$ 287
MT5122L-NL/ULB	Unlacquered Brass	\$ 193
MT5122L-NL/VB	Venetian Bronze	\$ 325

Group 1 Finishes

All Group 1 Finishes \$ 386

Group 2 Finishes

All Group 2 Finishes \$ 516

1/2" Compression (5/8" O.D.) Inlet x 3/8" O.D. Compression Outlet





Brass Cross Handle with 1/4 Turn Ceramic Disc Cartridge Valve - Lead Free

(Sweat - Angle - Flat Head Riser Supply Tube)

1/2" Copper Sweat Inlet x 3/8" O.D. Compression Outlet



Cross Handle (valve MT416X-NL)

MT4840X-NL

Complete Toilet Supply Kits include everything you need to install your toilet or bidet. This angle sweat valve is traditionally styled with a cross handle.

- 1 - MT416X-NL Angle Sweat Valve
- 1 - MT436X 3/8" x 20" Rigid Supply Tube

Standard Finishes

MT4840X-NL/BRN	Brushed Nickel	\$ 339
MT4840X-NL/CHBRZ	Champagne Bronze	\$ 539
MT4840X-NL/CPB	Polished Chrome	\$ 261
MT4840X-NL/MB	Matte Black	\$ 405
MT4840X-NL/ORB	Oil Rubbed Bronze	\$ 374
MT4840X-NL/PN	Polished Nickel	\$ 339
MT4840X-NL/ULB	Unlacquered Brass	\$ 261
MT4840X-NL/VB	Venetian Bronze	\$ 374

Group 1 Finishes

All Group 1 Finishes **\$ 405**

Group 2 Finishes

All Group 2 Finishes **\$ 539**

Brass Cross Handle with 1/4 Turn Ball Valve - Lead Free

(Sweat - Angle - Flat Head Riser Supply Tube)

Cross Handle (valve MT629-NL)

MT5161X-NL

Complete Toilet Supply Kits include everything you need to install your toilet or bidet. This angle sweat valve is traditionally styled with a mini cross handle.

- 1 - MT629-NL Angle Sweat Valve
- 1 - MT436X 3/8" x 20" Rigid Supply Tube

Standard Finishes

MT5161X-NL/BRN	Brushed Nickel	\$ 227
MT5161X-NL/CHBRZ	Champagne Bronze	\$ 332
MT5161X-NL/CPB	Polished Chrome	\$ 180
MT5161X-NL/MB	Matte Black	\$ 257
MT5161X-NL/ORB	Oil Rubbed Bronze	\$ 241
MT5161X-NL/PN	Polished Nickel	\$ 227
MT5161X-NL/ULB	Unlacquered Brass	\$ 180
MT5161X-NL/VB	Venetian Bronze	\$ 241

Group 1 Finishes

All Group 1 Finishes **\$ 257**

Group 2 Finishes

All Group 2 Finishes **\$ 332**

1/2" Copper Sweat Inlet x 3/8" O.D. Compression Outlet





Brass Oval Handle with 1/4 Turn Ceramic Disc Cartridge Valve - Lead Free

(Sweat - Angle - Flat Head Riser Supply Tube)

1/2" Copper Sweat Inlet x 3/8" O.D. Compression Outlet



Oval Handle (valve MT6160-NL)

MT6840-NL

Complete Toilet Supply Kits include everything you need to install your toilet or bidet. This angle sweat valve blends with traditional or contemporary fixtures and features an oval handle.

- 1 - MT6160-NL Angle Sweat Valve
- 1 - MT436X 3/8" x 20" Rigid Supply Tube

Standard Finishes

MT6840-NL/BRN	Brushed Nickel	\$ 338
MT6840-NL/CHBRZ	Champagne Bronze	\$ 562
MT6840-NL/CPB	Polished Chrome	\$ 240
MT6840-NL/MB	Matte Black	\$ 420
MT6840-NL/ORB	Oil Rubbed Bronze	\$ 388
MT6840-NL/PN	Polished Nickel	\$ 338
MT6840-NL/ULB	Unlacquered Brass	\$ 240
MT6840-NL/VB	Venetian Bronze	\$ 388

Group 1 Finishes

All Group 1 Finishes **\$ 420**

Group 2 Finishes

All Group 2 Finishes **\$ 562**

Brass Oval Handle with 1/4 Turn Ball Valve - Lead Free

(Sweat - Angle - Flat Head Riser Supply Tube)

Oval Handle (valve MT316-NL)

MT3840-NL

Complete Toilet Supply Kits include everything you need to install your toilet or bidet. This angle sweat valve is traditionally styled with a brass oval handle.

- 1 - MT316-NL Angle Sweat Valve
- 1 - MT436X 3/8" x 20" Rigid Supply Tube

Standard Finishes

MT3840-NL/BRN	Brushed Nickel	\$ 231
MT3840-NL/CHBRZ	Champagne Bronze	\$ 332
MT3840-NL/CPB	Polished Chrome	\$ 180
MT3840-NL/MB	Matte Black	\$ 257
MT3840-NL/ORB	Oil Rubbed Bronze	\$ 241
MT3840-NL/PN	Polished Nickel	\$ 231
MT3840-NL/ULB	Unlacquered Brass	\$ 180
MT3840-NL/VB	Venetian Bronze	\$ 241

Group 1 Finishes

All Group 1 Finishes **\$ 257**

Group 2 Finishes

All Group 2 Finishes **\$ 332**

1/2" Copper Sweat Inlet x 3/8" O.D. Compression Outlet





Brass Cross Handle with 1/4 Turn Ball Valve - Lead Free

(Sweat - Straight - Flat Head Riser Supply Tube)

1/2" Copper Sweat Inlet x 3/8" O.D. Compression Outlet



Cross Handle (valve MT631-NL)

MT5060L-NL

Complete Toilet Supply Kits include everything you need to install your toilet or bidet. This straight sweat valve is traditionally styled with a mini cross handle.

- 1 - MT631-NL Straight Sweat Valve
- 1 - MT436X 3/8" x 20" Rigid Supply Tube

Standard Finishes

MT5060L-NL/BRN	Brushed Nickel	\$ 264
MT5060L-NL/CHBRZ	Champagne Bronze	\$ 469
MT5060L-NL/CPB	Polished Chrome	\$ 214
MT5060L-NL/MB	Matte Black	\$ 350
MT5060L-NL/ORB	Oil Rubbed Bronze	\$ 298
MT5060L-NL/PN	Polished Nickel	\$ 264
MT5060L-NL/ULB	Unlacquered Brass	\$ 214
MT5060L-NL/VB	Venetian Bronze	\$ 298

Group 1 Finishes

All Group 1 Finishes **\$ 350**

Group 2 Finishes

All Group 2 Finishes **\$ 469**

Brass Oval Handle with 1/4 Turn Ball Valve - Lead Free

(Sweat - Straight - Flat Head Riser Supply Tube)

Oval Handle (valve MT317-NL)

MT4811X-NL

Complete Toilet Supply Kits include everything you need to install your toilet or bidet. This straight sweat valve is traditionally styled with a brass oval handle.

- 1 - MT317-NL Straight Sweat Valve
- 1 - MT436X 3/8" x 20" Rigid Supply Tube

Standard Finishes

MT4811X-NL/BRN	Brushed Nickel	\$ 233
MT4811X-NL/CHBRZ	Champagne Bronze	\$ 350
MT4811X-NL/CPB	Polished Chrome	\$ 167
MT4811X-NL/MB	Matte Black	\$ 272
MT4811X-NL/ORB	Oil Rubbed Bronze	\$ 265
MT4811X-NL/PN	Polished Nickel	\$ 233
MT4811X-NL/ULB	Unlacquered Brass	\$ 167
MT4811X-NL/VB	Venetian Bronze	\$ 265

Group 1 Finishes

All Group 1 Finishes **\$ 272**

Group 2 Finishes

All Group 2 Finishes **\$ 350**

1/2" Copper Sweat Inlet x 3/8" O.D. Compression Outlet





Brass Cross Handle with 1/4 Turn Ball Valve - Lead Free

(Cover Tube - Flat Head Riser Supply Tube)

1/2" Compression (5/8" O.D.) Inlet x 3/8" O.D. Compression Outlet



Cross Handle (valve MT621-NL)

MT582BX-NL

Complete Toilet Supply Kits include everything you need to install your toilet or bidet. Our cross handle angle valve is designed for a traditional look.

- 1 - MT621-NL Angle Valve
- 1 - MT436X 3/8" x 20" Rigid Supply Tube
- 1 - MT4390X Cover Tube

Standard Finishes

MT582BX-NL/BRN	Brushed Nickel	\$ 295
MT582BX-NL/CHBRZ	Champagne Bronze	\$ 485
MT582BX-NL/CPB	Polished Chrome	\$ 212
MT582BX-NL/MB	Matte Black	\$ 386
MT582BX-NL/PN	Polished Nickel	\$ 295

Group 1 Finishes

All Group 1 Finishes **\$ 386**

Group 2 Finishes

All Group 2 Finishes **\$ 485**

Mini Lever Handle with 1/4 Turn Ball Valve - Lead Free

(Cover Tube - Flat Head Riser Supply Tube)

Lever Handle (valve MT521-NL)

MT582BL-NL

Complete Toilet Supply Kits include everything you need to install your toilet or bidet. Our lever handle angle valve is designed for a contemporary look.

- 1 - MT521-NL Angle Valve
- 1 - MT436X 3/8" x 20" Rigid Supply Tube
- 1 - MT4390X Cover Tube

Standard Finishes

MT582BL-NL/BRN	Brushed Nickel	\$ 280
MT582BL-NL/CHBRZ	Champagne Bronze	\$ 458
MT582BL-NL/CPB	Polished Chrome	\$ 200
MT582BL-NL/MB	Matte Black	\$ 364
MT582BL-NL/PN	Polished Nickel	\$ 280


Group 1 Finishes

All Group 1 Finishes **\$ 364**

Group 2 Finishes

All Group 2 Finishes **\$ 458**

1/2" Compression (5/8" O.D.) Inlet x 3/8" O.D. Compression Outlet



Decorative Lavatory Drains

Section Contents

Decorative Drains for Vessel, Glass, & Lavatory Sinks **223 - 229**

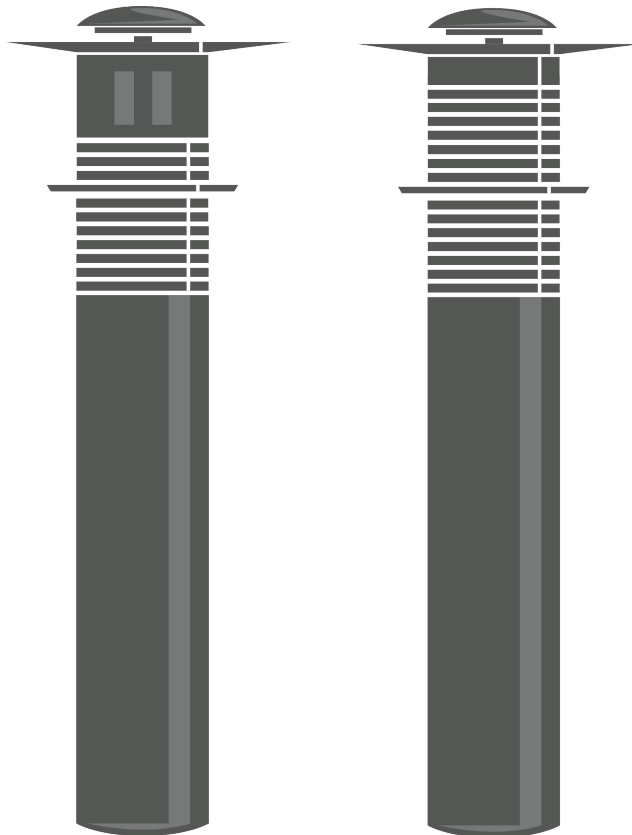
Lavatory Drain Parts **230 - 231**

Fixture Planning Diagrams

Use the bath sink and pedestal sink fixture planning diagram to simplify your product selection and complete your design.

Bath Sink Fixture Planning Diagram **20**

Pedestal Sink Fixture Planning Diagram **21**





20 Hole Brass Lavatory Grid Drain - 6" Tailpiece with Overflow

MT730-2

A decorative, fully plated, 20-hole brass lavatory grid drain for sinks and vessels with overflow.

- Patented "Fast Flow Angle Top"
- No clogging or puddling of water
- Eliminates water spots
- Tailpiece measures 6" Long x 1-1/4" O.D.
- Drain Opening 1-1/2" diameter
- 2-1/2" Threaded Drain Body
- Comes With Overflow
- IAPMO (UPC) Approved

Standard Finishes

MT730-2/BRN	Brushed Nickel	\$ 117
MT730-2/CHBRZ	Champagne Bronze	\$ 279
MT730-2/CPB	Polished Chrome	\$ 87
MT730-2/MB	Matte Black	\$ 237
MT730-2/ORB	Oil Rubbed Bronze	\$ 199
MT730-2/PN	Polished Nickel	\$ 117
MT730-2/ULB	Unlacquered Brass	\$ 87
MT730-2/VB	Venetian Bronze	\$ 199

Group 1 Finishes

All Group 1 Finishes **\$ 237**

Group 2 Finishes

All Group 2 Finishes **\$ 279**



20 Hole Brass Lavatory Grid Drain - 6" Tailpiece without Overflow

MT740-2

A decorative, fully plated, 20-hole brass lavatory grid drain for sinks and vessels without overflow.

- Patented "Fast Flow Angle Top"
- No clogging or puddling of water
- Eliminates water spots
- Tailpiece measures 6" Long x 1-1/4" O.D.
- Drain Opening 1-1/2" diameter
- 2-1/2" Threaded Drain Body
- Comes Without Overflow
- IAPMO (UPC) Approved

Standard Finishes

MT740-2/BRN	Brushed Nickel	\$ 117
MT740-2/CHBRZ	Champagne Bronze	\$ 279
MT740-2/CPB	Polished Chrome	\$ 87
MT740-2/MB	Matte Black	\$ 237
MT740-2/ORB	Oil Rubbed Bronze	\$ 199
MT740-2/PN	Polished Nickel	\$ 117
MT740-2/ULB	Unlacquered Brass	\$ 87
MT740-2/VB	Venetian Bronze	\$ 199

Group 1 Finishes

All Group 1 Finishes **\$ 237**

Group 2 Finishes

All Group 2 Finishes **\$ 279**



20 Hole Brass Lavatory Grid Drain - 8" Tailpiece with Overflow

20 Hole Brass Lavatory Grid Drain - 8" Tailpiece without Overflow

MT734

A decorative, fully plated, 20-hole brass lavatory grid drain for sinks and vessels with overflow.

- Patented "Fast Flow Angle Top"
- No clogging or puddling of water
- Eliminates water spots
- Tailpiece measures 8" Long x 1-1/4" O.D.
- Drain Opening 1-1/2" diameter
- 2-1/2" Threaded Drain Body
- Comes With Overflow
- IAPMO (UPC) Approved

MT735

A decorative, fully plated, 20-hole brass lavatory grid drain for sinks and vessels without overflow.

- Patented "Fast Flow Angle Top"
- No clogging or puddling of water
- Eliminates water spots
- Tailpiece measures 8" Long x 1-1/4" O.D.
- Drain Opening 1-1/2" diameter
- 4" Threaded Drain Body
- Comes Without Overflow
- IAPMO (UPC) Approved

Standard Finishes

MT734/BRN	Brushed Nickel	\$ 125
MT734/CHBRZ	Champagne Bronze	\$ 294
MT734/CPB	Polished Chrome	\$ 91
MT734/MB	Matte Black	\$ 246
MT734/ORB	Oil Rubbed Bronze	\$ 208
MT734/PN	Polished Nickel	\$ 125
MT734/ULB	Unlacquered Brass	\$ 91
MT734/VB	Venetian Bronze	\$ 208

Group 1 Finishes

All Group 1 Finishes **\$ 246**

Group 2 Finishes

All Group 2 Finishes **\$ 294**

Standard Finishes


MT735/BRN	Brushed Nickel	\$ 125
MT735/CHBRZ	Champagne Bronze	\$ 294
MT735/CPB	Polished Chrome	\$ 91
MT735/MB	Matte Black	\$ 246
MT735/ORB	Oil Rubbed Bronze	\$ 208
MT735/PN	Polished Nickel	\$ 125
MT735/ULB	Unlacquered Brass	\$ 91
MT735/VB	Venetian Bronze	\$ 208

Group 1 Finishes

All Group 1 Finishes **\$ 246**

Group 2 Finishes

All Group 2 Finishes **\$ 294**



Tear Drop Pattern Lavatory Grid Drain - with Overflow

MT749-3

A teardrop pattern lavatory drain for sinks and vessels with overflow. Fully plated brass drain body and tailpiece.

- Tailpiece measures 8" Long x 1-1/4" O.D.
- Drain Opening 1-1/2" diameter
- 4" Threaded Drain Body
- Comes With Overflow

Standard Finishes

MT749-3/BRN	Brushed Nickel	\$ 125
MT749-3/CHBRZ	Champagne Bronze	\$ 294
MT749-3/CPB	Polished Chrome	\$ 91
MT749-3/MB	Matte Black	\$ 246
MT749-3/ORB	Oil Rubbed Bronze	\$ 208
MT749-3/PN	Polished Nickel	\$ 125
MT749-3/ULB	Unlacquered Brass	\$ 91
MT749-3/VB	Venetian Bronze	\$ 208

Group 1 Finishes

All Group 1 Finishes **\$ 246**

Group 2 Finishes

All Group 2 Finishes **\$ 294**

Tear Drop Pattern Lavatory Grid Drain - without Overflow

MT749

A teardrop pattern lavatory drain for sinks and vessels without overflow. Fully plated brass drain body and tailpiece.

- Tailpiece measures 8" Long x 1-1/4" O.D.
- Drain Opening 1-1/2" diameter
- 4" Threaded Drain Body
- Comes Without Overflow

Standard Finishes

MT749/BRN	Brushed Nickel	\$ 125
MT749/CHBRZ	Champagne Bronze	\$ 294
MT749/CPB	Polished Chrome	\$ 91
MT749/MB	Matte Black	\$ 246
MT749/ORB	Oil Rubbed Bronze	\$ 208
MT749/PN	Polished Nickel	\$ 125
MT749/ULB	Unlacquered Brass	\$ 91
MT749/VB	Venetian Bronze	\$ 208


Group 1 Finishes

All Group 1 Finishes **\$ 246**

Group 2 Finishes

All Group 2 Finishes **\$ 294**

Notes:



EZ-CLICK™ Soft Touch Round Lavatory Drain - with Overflow

MT741

A soft touch lavatory drain for sinks and vessels with overflow. Fully plated brass drain body and tailpiece. Features EZ-Click™ round pop-up drain mechanism.

- Tailpiece measures 8" Long x 1-1/4" O.D.
- Drain Opening 1-1/2" diameter
- 2-1/2" Drain Body
- Comes With Overflow

Standard Finishes


MT741/BRN	Brushed Nickel	\$ 130
MT741/CHBRZ	Champagne Bronze	\$ 308
MT741/CPB	Polished Chrome	\$ 98
MT741/MB	Matte Black	\$ 260
MT741/ORB	Oil Rubbed Bronze	\$ 218
MT741/PN	Polished Nickel	\$ 130
MT741/ULB	Unlacquered Brass	\$ 98
MT741/VB	Venetian Bronze	\$ 218

Group 1 Finishes

All Group 1 Finishes **\$ 260**

Group 2 Finishes

All Group 2 Finishes **\$ 308**



EZ-CLICK™ Soft Touch Round Lavatory Drain - without Overflow

MT742

A soft touch lavatory drain for sinks and vessels without overflow. Fully plated brass drain body and tailpiece. Features EZ-Click™ round pop-up drain mechanism.

- Tailpiece measures 8" Long x 1-1/4" O.D.
- Drain Opening 1-1/2" diameter
- 4" Drain Body
- Comes Without Overflow

Standard Finishes


MT742/BRN	Brushed Nickel	\$ 130
MT742/CHBRZ	Champagne Bronze	\$ 308
MT742/CPB	Polished Chrome	\$ 98
MT742/MB	Matte Black	\$ 260
MT742/ORB	Oil Rubbed Bronze	\$ 218
MT742/PN	Polished Nickel	\$ 130
MT742/ULB	Unlacquered Brass	\$ 98
MT742/VB	Venetian Bronze	\$ 218

Group 1 Finishes

All Group 1 Finishes **\$ 260**

Group 2 Finishes

All Group 2 Finishes **\$ 308**



Dome Style Round Lavatory Drain - with Overflow & Stationary Dome

MT744-3

Dome style lavatory drain for sinks and vessels with overflow. Fully plated brass drain body and tailpiece. Features a stationary round dome.

- Tailpiece measures 8" Long x 1-1/4" O.D.
- Drain Opening 1-1/2" diameter
- 4" Drain Body
- Max Sink 2-1/4" Thick
- With Overflow
- Does Not Seal Water

Standard Finishes

MT744-3/BRN	Brushed Nickel	\$ 243
MT744-3/CHBRZ	Champagne Bronze	\$ 454
MT744-3/CPB	Polished Chrome	\$ 203
MT744-3/MB	Matte Black	\$ 325
MT744-3/ORB	Oil Rubbed Bronze	\$ 266
MT744-3/PN	Polished Nickel	\$ 243
MT744-3/ULB	Unlacquered Brass	\$ 203
MT744-3/VB	Venetian Bronze	\$ 266

Group 1 Finishes

All Group 1 Finishes **\$ 325**

Group 2 Finishes

All Group 2 Finishes **\$ 454**



Dome Style Round Lavatory Drain - without Overflow & Stationary Dome

MT744-2

Dome style lavatory drain for sinks and vessels without overflow. Fully plated brass drain body and tailpiece. Features a stationary round dome.

- Tailpiece measures 8" Long x 1-1/4" O.D.
- Drain Opening 1-1/2" diameter
- 4" Drain Body
- Max Sink 2-1/4" Thick
- Without Overflow
- Does Not Seal Water

Standard Finishes


MT744-2/BRN	Brushed Nickel	\$ 243
MT744-2/CHBRZ	Champagne Bronze	\$ 454
MT744-2/CPB	Polished Chrome	\$ 203
MT744-2/MB	Matte Black	\$ 325
MT744-2/ORB	Oil Rubbed Bronze	\$ 266
MT744-2/PN	Polished Nickel	\$ 243
MT744-2/ULB	Unlacquered Brass	\$ 203
MT744-2/VB	Venetian Bronze	\$ 266

Group 1 Finishes

All Group 1 Finishes **\$ 325**

Group 2 Finishes

All Group 2 Finishes **\$ 454**



Dome Style Round Lavatory Drain - with Overflow & EZ-CLICK™ Soft Touch Dome

MT745-3

Dome style, soft touch lavatory drain for sinks and vessels with overflow. Fully plated brass drain body and tailpiece. Features EZ-Click™ round dome pop-up drain mechanism.

- Tailpiece measures 8" Long x 1-1/4" O.D.
- Drain Opening 1-1/2" diameter
- 4" Drain Body
- Max Sink 2-1/4" Thick
- With Overflow
- Seals Water

Standard Finishes


MT745-3/BRN	Brushed Nickel	\$ 243
MT745-3/CHBRZ	Champagne Bronze	\$ 454
MT745-3/CPB	Polished Chrome	\$ 203
MT745-3/MB	Matte Black	\$ 325
MT745-3/ORB	Oil Rubbed Bronze	\$ 266
MT745-3/PN	Polished Nickel	\$ 243
MT745-3/ULB	Unlacquered Brass	\$ 203
MT745-3/VB	Venetian Bronze	\$ 266

Group 1 Finishes

All Group 1 Finishes **\$ 325**

Group 2 Finishes

All Group 2 Finishes **\$ 454**



Dome Style Round Lavatory Drain - without Overflow & EZ-CLICK™ Soft Touch Dome

MT745-2

Dome style, soft touch lavatory drain for sinks and vessels without overflow. Fully plated brass drain body and tailpiece. Features EZ-Click™ round dome pop-up drain mechanism.

- Tailpiece measures 8" Long x 1-1/4" O.D.
- Drain Opening 1-1/2" diameter
- 4" Drain Body
- Max Sink 2-1/4" Thick
- Without Overflow
- Seals Water

Standard Finishes

MT745-2/BRN	Brushed Nickel	\$ 243
MT745-2/CHBRZ	Champagne Bronze	\$ 454
MT745-2/CPB	Polished Chrome	\$ 203
MT745-2/MB	Matte Black	\$ 325
MT745-2/ORB	Oil Rubbed Bronze	\$ 266
MT745-2/PN	Polished Nickel	\$ 243
MT745-2/ULB	Unlacquered Brass	\$ 203
MT745-2/VB	Venetian Bronze	\$ 266

Group 1 Finishes

All Group 1 Finishes **\$ 325**

Group 2 Finishes

All Group 2 Finishes **\$ 454**



Finger Touch Lavatory Drain - with Overflow

MT743-3

A finger touch lavatory drain for sinks and vessels with overflow. Fully plated brass drain body and tailpiece. Features round flip drain that opens and closes.

- Tailpiece measures 8" Long x 1-1/4" O.D.
- Drain Opening 1-1/2" diameter
- 4" Threaded Drain Body
- Comes With Overflow

Standard Finishes

MT743-3/BRN	Brushed Nickel	\$ 193
MT743-3/CHBRZ	Champagne Bronze	\$ 319
MT743-3/CPB	Polished Chrome	\$ 184
MT743-3/MB	Matte Black	\$ 265
MT743-3/ORB	Oil Rubbed Bronze	\$ 230
MT743-3/PN	Polished Nickel	\$ 193
MT743-3/ULB	Unlacquered Brass	\$ 184
MT743-3/VB	Venetian Bronze	\$ 230

Group 1 Finishes

All Group 1 Finishes **\$ 265**

Group 2 Finishes

All Group 2 Finishes **\$ 319**



Finger Touch Lavatory - without Overflow

MT743

A finger touch lavatory drain for sinks and vessels without overflow. Fully plated brass drain body and tailpiece. Features round flip drain that opens and closes.

- Tailpiece measures 8" Long x 1-1/4" O.D.
- Drain Opening 1-1/2" diameter
- 4" Threaded Drain Body
- Comes Without Overflow

Standard Finishes

MT743/BRN	Brushed Nickel	\$ 193
MT743/CHBRZ	Champagne Bronze	\$ 319
MT743/CPB	Polished Chrome	\$ 184
MT743/MB	Matte Black	\$ 265
MT743/ORB	Oil Rubbed Bronze	\$ 230
MT743/PN	Polished Nickel	\$ 193
MT743/ULB	Unlacquered Brass	\$ 184
MT743/VB	Venetian Bronze	\$ 230

Group 1 Finishes

All Group 1 Finishes **\$ 265**

Group 2 Finishes

All Group 2 Finishes **\$ 319**



12" Lavatory Drain Tailpiece - Threaded on Both Ends

MT326TP

A 1-1/4" x 12" tailpiece threaded on both ends. Replacement for shorter tailpieces on most manufacturer's lavatory drains with a threaded tailpiece. May be cut to appropriate size.

- 17 Gauge Tailpiece
- 1-1/4" - 27 Threads on both ends



Standard Finishes

MT326TP/BRN	Brushed Nickel	\$ 117
MT326TP/CHBRZ	Champagne Bronze	\$ 189
MT326TP/CPB	Polished Chrome	\$ 85
MT326TP/MB	Matte Black	\$ 136
MT326TP/ORB	Oil Rubbed Bronze	\$ 129
MT326TP/PN	Polished Nickel	\$ 117
MT326TP/ULB	Unlacquered Brass	\$ 85
MT326TP/VB	Venetian Bronze	\$ 129

Group 1 Finishes

All Group 1 Finishes \$ 136

Group 2 Finishes

All Group 2 Finishes \$ 189

Solid Brass Spacer with Washer for Glass Sinks

MTDISC

Spacer disk for use with vessels for countertop installation.

- 2-3/4" O.D. X 1-3/4" I.D. X 5/8" High
- 1-3/4" hole required in glass sink

Standard Finishes

MTDISC/BRN	Brushed Nickel	\$ 121
MTDISC/CHBRZ	Champagne Bronze	\$ 181
MTDISC/CPB	Polished Chrome	\$ 118
MTDISC/MB	Matte Black	\$ 147
MTDISC/ORB	Oil Rubbed Bronze	\$ 129
MTDISC/PN	Polished Nickel	\$ 121
MTDISC/ULB	Unlacquered Brass	\$ 118
MTDISC/VB	Venetian Bronze	\$ 129

Group 1 Finishes

All Group 1 Finishes \$ 147

Group 2 Finishes

All Group 2 Finishes \$ 181



Decorative Lavatory Traps

Section Contents

Duet Finishes - Bottle Trap **233 - 234**

Bottle Traps **235 - 236**

P-Traps **237 - 240**

Lavatory Trap Parts **241 - 242**

Lavatory Space Saving Trap **242**

Fixture Planning Diagrams

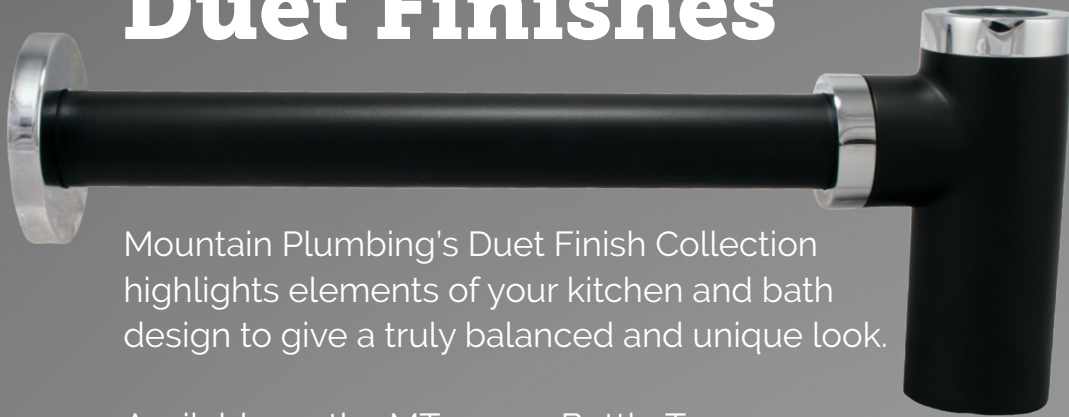
Use the bath sink and pedestal sink fixture planning diagram to simplify your product selection and complete your design.

Bath Sink Fixture Planning Diagram **20**

Pedestal Sink Fixture Planning Diagram **21**



Bottle Trap Duet Finishes



Mountain Plumbing's Duet Finish Collection highlights elements of your kitchen and bath design to give a truly balanced and unique look.

Available on the MT2000-2 Bottle Trap
Page 236

Ordering Duet Products

All Duet products come with Matte Black as the base finish.
To order please use the following three step instructions:

1. Find the Product You Want in a Duet Finish

2. Select Accent Finish & Use Model # Below to Order

Standard Model #	Product Name	Page	Brushed Nickel	Polished Chrome	Polished Nickel	Champagne Bronze
MT2000-2	Decorative Bottle Trap with Clean-Out Plug	236	MT2000-2D/BRN	MT2000-2D/CPB	MT2000-2D/PN	MT2000-2D/CHBRZ
MT5003L-NL	Lever Handle Angle Valve	156	MT5003L-NLD/BRN	MT5003L-NLD/CPB	MT5003L-NLD/PN	MT5003L-NLD/CHBRZ
MT300	Classic 3-1/2" Deluxe Stemball Kitchen Strainer	51	MT300D/BRN	MT300D/CPB	MT300D/PN	MT300D/CHBRZ
MT200EV	Complete Stopper & Strainer Unit Waste Disposer Trim	55	MT200EVD/BRN	MT200EVD/CPB	MT200EVD/PN	MT200EVD/CHBRZ
MT202	Extended Flange Stopper & Strainer Unit Waste Disposer Trim	55	MT202D/BRN	MT202D/CPB	MT202D/PN	MT202D/CHBRZ
MT957R	Round Deluxe Raised Air Switch with Freedom Mount	40	MT957RD/BRN	MT957RD/CPB	MT957RD/PN	MT957RD/CHBRZ
MT964K	Round Deluxe Knurled Raised Air Switch with Freedom Mount	42	MT964KD/BRN	MT964KD/CPB	MT964KD/PN	MT964KD/CHBRZ
MT1820-NL	Hot Water Faucet - Contemporary Round Body (120° Spout)	77	MT1820-NLD/PVDBRN	MT1820-NLD/CPB	MT1820-NLD/PVDPN	MT1820-NLD/CHBRZ
MT1830-NL	Hot Water Faucet - Contemporary Round Body (90° Spout)	79	MT1830-NLD/PVDBRN	MT1830-NLD/CPB	MT1830-NLD/PVDPN	MT1830-NLD/CHBRZ
MT1840-NL	Hot Water Faucet - Contemporary Round Body	81	MT1840-NLD/PVDBRN	MT1840-NLD/CPB	MT1840-NLD/PVDPN	MT1840-NLD/CHBRZ
MT1821-NL	Hot & Cold Faucet - Contemporary Round Body (120° Spout)	91	MT1821-NLD/PVDBRN	MT1821-NLD/CPB	MT1821-NLD/PVDPN	MT1821-NLD/CHBRZ
MT1831-NL	Hot & Cold Faucet - Contemporary Round Body (90° Spout)	93	MT1831-NLD/PVDBRN	MT1831-NLD/CPB	MT1831-NLD/PVDPN	MT1831-NLD/CHBRZ
MT1841-NL	Hot & Cold Faucet - Contemporary Round Body	95	MT1841-NLD/PVDBRN	MT1841-NLD/CPB	MT1841-NLD/PVDPN	MT1841-NLD/CHBRZ
MT1823-NL	Point-of-Use Faucet - Contemporary Round Body (120° Spout)	105	MT1823-NLD/PVDBRN	MT1823-NLD/CPB	MT1823-NLD/PVDPN	MT1823-NLD/CHBRZ
MT1833-NL	Point-of-Use Faucet - Contemporary Round Body (90° Spout)	107	MT1833-NLD/PVDBRN	MT1833-NLD/CPB	MT1833-NLD/PVDPN	MT1833-NLD/CHBRZ
MT1843-NL	Point-of-Use Faucet - Contemporary Round Body	109	MT1843-NLD/PVDBRN	MT1843-NLD/CPB	MT1843-NLD/PVDPN	MT1843-NLD/CHBRZ
Products with Knurling						
MT1820-NL	Hot Water Faucet - Contemporary Round Body (120° Spout)	77	MT1820-NLDK/PVDBRN	MT1820-NLDK/CPB	MT1820-NLDK/PVDPN	MT1820-NLDK/CHBRZ
MT1830-NL	Hot Water Faucet - Contemporary Round Body (90° Spout)	79	MT1830-NLDK/PVDBRN	MT1830-NLDK/CPB	MT1830-NLDK/PVDPN	MT1830-NLDK/CHBRZ
MT1840-NL	Hot Water Faucet - Contemporary Round Body	81	MT1840-NLDK/PVDBRN	MT1840-NLDK/CPB	MT1840-NLDK/PVDPN	MT1840-NLDK/CHBRZ
MT1821-NL	Hot & Cold Faucet - Contemporary Round Body (120° Spout)	91	MT1821-NLDK/PVDBRN	MT1821-NLDK/CPB	MT1821-NLDK/PVDPN	MT1821-NLDK/CHBRZ
MT1831-NL	Hot & Cold Faucet - Contemporary Round Body (90° Spout)	93	MT1831-NLDK/PVDBRN	MT1831-NLDK/CPB	MT1831-NLDK/PVDPN	MT1831-NLDK/CHBRZ
MT1841-NL	Hot & Cold Faucet - Contemporary Round Body	95	MT1841-NLDK/PVDBRN	MT1841-NLDK/CPB	MT1841-NLDK/PVDPN	MT1841-NLDK/CHBRZ
MT1823-NL	Point-of-Use Faucet - Contemporary Round Body (120° Spout)	105	MT1823-NLDK/PVDBRN	MT1823-NLDK/CPB	MT1823-NLDK/PVDPN	MT1823-NLDK/CHBRZ
MT1833-NL	Point-of-Use Faucet - Contemporary Round Body (90° Spout)	107	MT1833-NLDK/PVDBRN	MT1833-NLDK/CPB	MT1833-NLDK/PVDPN	MT1833-NLDK/CHBRZ
MT1843-NL	Point-of-Use Faucet - Contemporary Round Body	109	MT1843-NLDK/PVDBRN	MT1843-NLDK/CPB	MT1843-NLDK/PVDPN	MT1843-NLDK/CHBRZ

3a. Brushed Nickel - Find Prices & Order

Brushed Nickel	Price
MT2000-2D/BRN	\$ 627
MT5003L-NLD/BRN	\$ 284
MT300D/BRN	\$ 188
MT200EVD/BRN	\$ 192
MT202D/BRN	\$ 205
MT957RD/BRN	\$ 384
MT964KD/BRN	\$ 384
MT1820-NLD/PVDBRN	\$ 970
MT1830-NLD/PVDBRN	\$ 929
MT1840-NLD/PVDBRN	\$ 929
MT1821-NLD/PVDBRN	\$ 1229
MT1831-NLD/PVDBRN	\$ 1189
MT1841-NLD/PVDBRN	\$ 1189
MT1823-NLD/PVDBRN	\$ 756
MT1833-NLD/PVDBRN	\$ 737
MT1843-NLD/PVDBRN	\$ 737
Products with Knurling	
MT1820-NLDK/PVDBRN	\$ 1047
MT1830-NLDK/PVDBRN	\$ 1007
MT1840-NLDK/PVDBRN	\$ 1007
MT1821-NLDK/PVDBRN	\$ 1341
MT1831-NLDK/PVDBRN	\$ 1302
MT1841-NLDK/PVDBRN	\$ 1302
MT1823-NLDK/PVDBRN	\$ 816
MT1833-NLDK/PVDBRN	\$ 813
MT1843-NLDK/PVDBRN	\$ 813

3b. Polished Chrome - Find Prices & Order

Brushed Nickel	Price
MT2000-2D/CPB	\$ 627
MT5003L-NLD/CPB	\$ 284
MT300D/CPB	\$ 188
MT200EVD/CPB	\$ 192
MT202D/CPB	\$ 205
MT957RD/CPB	\$ 384
MT964KD/CPB	\$ 384
MT1820-NLD/CPB	\$ 970
MT1830-NLD/CPB	\$ 929
MT1840-NLD/CPB	\$ 929
MT1821-NLD/CPB	\$ 1229
MT1831-NLD/CPB	\$ 1189
MT1841-NLD/CPB	\$ 1189
MT1823-NLD/CPB	\$ 756
MT1833-NLD/CPB	\$ 737
MT1843-NLD/CPB	\$ 737
Products with Knurling	
MT1820-NLDK/CPB	\$ 1047
MT1830-NLDK/CPB	\$ 1007
MT1840-NLDK/CPB	\$ 1007
MT1821-NLDK/CPB	\$ 1341
MT1831-NLDK/CPB	\$ 1302
MT1841-NLDK/CPB	\$ 1302
MT1823-NLDK/CPB	\$ 816
MT1833-NLDK/CPB	\$ 813
MT1843-NLDK/CPB	\$ 813

3c. Polished Nickel - Find Prices & Order

Brushed Nickel	Price
MT2000-2D/PN	\$ 627
MT5003L-NLD/PN	\$ 284
MT300D/PN	\$ 188
MT200EVD/PN	\$ 192
MT202D/PN	\$ 205
MT957RD/PN	\$ 384
MT964KD/PN	\$ 384
MT1820-NLD/PVDPN	\$ 970
MT1830-NLD/PVDPN	\$ 929
MT1840-NLD/PVDPN	\$ 929
MT1821-NLD/PVDPN	\$ 1229
MT1831-NLD/PVDPN	\$ 1189
MT1841-NLD/PVDPN	\$ 1189
MT1823-NLD/PVDPN	\$ 756
MT1833-NLD/PVDPN	\$ 737
MT1843-NLD/PVDPN	\$ 737
Products with Knurling	
MT1820-NLDK/PVDPN	\$ 1047
MT1830-NLDK/PVDPN	\$ 1007
MT1840-NLDK/PVDPN	\$ 1007
MT1821-NLDK/PVDPN	\$ 1341
MT1831-NLDK/PVDPN	\$ 1302
MT1841-NLDK/PVDPN	\$ 1302
MT1823-NLDK/PVDPN	\$ 816
MT1833-NLDK/PVDPN	\$ 813
MT1843-NLDK/PVDPN	\$ 813

3d. Champagne Bronze - Find Prices & Order

Brushed Nickel	Price
MT2000-2D/CHBRZ	\$ 627
MT5003L-NLD/CHBRZ	\$ 284
MT300D/CHBRZ	\$ 188
MT200EVD/CHBRZ	\$ 192
MT202D/CHBRZ	\$ 205
MT957RD/CHBRZ	\$ 384
MT964KD/CHBRZ	\$ 384
MT1820-NLD/CHBRZ	\$ 970
MT1830-NLD/CHBRZ	\$ 929
MT1840-NLD/CHBRZ	\$ 929
MT1821-NLD/CHBRZ	\$ 1229
MT1831-NLD/CHBRZ	\$ 1189
MT1841-NLD/CHBRZ	\$ 1189
MT1823-NLD/CHBRZ	\$ 756
MT1833-NLD/CHBRZ	\$ 737
MT1843-NLD/CHBRZ	\$ 737
Products with Knurling	
MT1820-NLDK/CHBRZ	\$ 1047
MT1830-NLDK/CHBRZ	\$ 1007
MT1840-NLDK/CHBRZ	\$ 1007
MT1821-NLDK/CHBRZ	\$ 1341
MT1831-NLDK/CHBRZ	\$ 1302
MT1841-NLDK/CHBRZ	\$ 1302
MT1823-NLDK/CHBRZ	\$ 816
MT1833-NLDK/CHBRZ	\$ 813
MT1843-NLDK/CHBRZ	\$ 813

Bottle Traps



Deluxe Decorative Bottle Trap

MT1000

Our traditional style decorative lavatory bottle trap for exposed applications.

- Patented design with a heavy cast brass body
- Fully plated drain with 17 gauge tube
- 1-1/4" x 1-1/4" trap with 9" drain tube
- Includes flange and reducer seal to attach 1-1/4" drain tube to 1-1/2" wall drain
- IAPMO (UPC) Approved

Standard Finishes

MT1000/BRN	Brushed Nickel	\$ 353
MT1000/CHBRZ	Champagne Bronze	\$ 816
MT1000/CPB	Polished Chrome	\$ 298
MT1000/MB	Matte Black	\$ 580
MT1000/ORB	Oil Rubbed Bronze	\$ 519
MT1000/PN	Polished Nickel	\$ 353
MT1000/ULB	Unlacquered Brass	\$ 298
MT1000/VB	Venetian Bronze	\$ 519

Group 1 Finishes

All Group 1 Finishes \$ 580

Group 2 Finishes

All Group 2 Finishes \$ 816



Square Style Decorative Bottle Trap

MT3000

Our square style decorative lavatory bottle trap for exposed applications.

- Fully plated drain with 17 gauge tube
- 1-1/4" x 1-1/4" trap with 9" drain tube
- Includes flange and reducer seal to attach 1-1/4" drain tube to 1-1/2" wall drain
- IAPMO (UPC) Approved
- This the first square bottle trap to be approved in the USA

Standard Finishes

MT3000/BRN	Brushed Nickel	\$ 478
MT3000/CHBRZ	Champagne Bronze	\$ 859
MT3000/CPB	Polished Chrome	\$ 400
MT3000/MB	Matte Black	\$ 613
MT3000/ORB	Oil Rubbed Bronze	\$ 575
MT3000/PN	Polished Nickel	\$ 478
MT3000/ULB	Unlacquered Brass	\$ 400
MT3000/VB	Venetian Bronze	\$ 575


Group 1 Finishes

All Group 1 Finishes \$ 613

Group 2 Finishes

All Group 2 Finishes \$ 859

Bottle Traps



Comes with Clean-Out Plug

Round Style Decorative Bottle Trap with Clean-Out Plug

MT2000-2

Our round style decorative lavatory bottle trap for exposed applications.

- Fully plated drain with 17 gauge tube
- 1-1/4" x 1-1/4" trap with 11" drain tube
- Includes flange and reducer seal to attach 1-1/4" drain tube to 1-1/2" wall drain
- Drain body is 4-3/4" tall
- Patented feature eliminates long drain tubes from closing water seal

Standard Finishes

MT2000-2/BRN	Brushed Nickel	\$ 478
MT2000-2/CHBRZ	Champagne Bronze	\$ 859
MT2000-2/CPB	Polished Chrome	\$ 400
MT2000-2/MB	Matte Black	\$ 613
MT2000-2/ORB	Oil Rubbed Bronze	\$ 575
MT2000-2/PN	Polished Nickel	\$ 478
MT2000-2/ULB	Unlacquered Brass	\$ 400
MT2000-2/VB	Venetian Bronze	\$ 575

Group 1 Finishes

All Group 1 Finishes	\$ 613
----------------------	--------

Group 2 Finishes

All Group 2 Finishes	\$ 859
----------------------	--------

Duet Finishes

MT2000-2D/BRN	Brushed Nickel	\$ 627
MT2000-2D/CHBRZ	Champagne Bronze	\$ 627
MT2000-2D/CPB	Polished Chrome	\$ 627
MT2000-2D/PN	Polished Nickel	\$ 627

(Matte Black is the Base Color for All Duet Products)

For Complete Lavatory Supply Kits with Bottle Trap See Pages 180 - 185

Notes:

P-Traps



1-1/4" P-Trap - Traditional Style with High Box Flange

MT3140

A traditionally styled 1-1/4" x 1-1/4" Lavatory P-Trap.

- 17 gauge brass (P-Trap)
- Includes High Box Flange

Consists of:

- 1 - MT301X 1-1/4" x 1-1/4" P-Trap
- 1 - MT314X 3" Diameter x 1-1/4" High Box Flange

Standard Finishes

MT3140/BRN	Brushed Nickel	\$ 261
MT3140/CHBRZ	Champagne Bronze	\$ 497
MT3140/CPB	Polished Chrome	\$ 201
MT3140/MB	Matte Black	\$ 382
MT3140/ORB	Oil Rubbed Bronze	\$ 338
MT3140/PN	Polished Nickel	\$ 261
MT3140/ULB	Unlacquered Brass	\$ 201
MT3140/VB	Venetian Bronze	\$ 338

Group 1 Finishes

All Group 1 Finishes

Group 2 Finishes

All Group 2 Finishes

1-1/2" P-Trap - Traditional Style with High Box Flange

MT3130

A traditionally styled 1-1/2" x 1-1/2" Lavatory P-Trap.

- 17 gauge brass (P-Trap)
- Includes High Box Flange

Consists of:

- 1 - MT302X 1-1/2" x 1-1/2" P-Trap
- 1 - MT313X 3" Diameter x 1-1/2" High Box Flange
- Includes reducing washer to fit 1-1/4" tailpiece

Standard Finishes

MT3130/BRN	Brushed Nickel	\$ 261
MT3130/CHBRZ	Champagne Bronze	\$ 497
MT3130/CPB	Polished Chrome	\$ 201
MT3130/MB	Matte Black	\$ 382
MT3130/ORB	Oil Rubbed Bronze	\$ 338
MT3130/PN	Polished Nickel	\$ 261
MT3130/ULB	Unlacquered Brass	\$ 201
MT3130/VB	Venetian Bronze	\$ 338

Group 1 Finishes

All Group 1 Finishes **\$ 382**

Group 2 Finishes

All Group 2 Finishes **\$ 497**

Notes:

P-Traps



1-1/4" P-Trap - Traditional Style - No Flange

MT301X

A traditionally styled 1-1/4" x 1-1/4" Lavatory P-Trap.

- 17 gauge brass
- Flange not included - Use High Box Flange MT314X

Standard Finishes

MT301X/BRN	Brushed Nickel	\$ 224
MT301X/CHBRZ	Champagne Bronze	\$ 407
MT301X/CPB	Polished Chrome	\$ 171
MT301X/MB	Matte Black	\$ 320
MT301X/ORB	Oil Rubbed Bronze	\$ 275
MT301X/PN	Polished Nickel	\$ 224
MT301X/ULB	Unlacquered Brass	\$ 171
MT301X/VB	Venetian Bronze	\$ 275

Group 1 Finishes

All Group 1 Finishes \$ 320

Group 2 Finishes

All Group 2 Finishes \$ 407

1-1/2" P-Trap - Traditional Style - No Flange

MT302X

A traditionally styled 1-1/2" x 1-1/2" Lavatory P-Trap.

- 17 gauge brass
- Flange not included - Use High Box Flange MT313X
- Includes reducing washer to fit 1-1/2" x 1-1/4" tailpiece

Standard Finishes

MT302X/BRN	Brushed Nickel	\$ 224
MT302X/CHBRZ	Champagne Bronze	\$ 407
MT302X/CPB	Polished Chrome	\$ 171
MT302X/MB	Matte Black	\$ 320
MT302X/ORB	Oil Rubbed Bronze	\$ 275
MT302X/PN	Polished Nickel	\$ 224
MT302X/ULB	Unlacquered Brass	\$ 171
MT302X/VB	Venetian Bronze	\$ 275

Group 1 Finishes

All Group 1 Finishes \$ 320

Group 2 Finishes

All Group 2 Finishes \$ 407

For Complete Lavatory Supply Kits with P-Trap See Pages 186 - 196

Notes:

P-Traps



1-1/2" P-Trap - Traditional Style with Clean-Out Plug

MT305X

A traditionally styled 1-1/2" x 1-1/2" Lavatory P-Trap with Clean-Out.

- 17 gauge brass
- Flange not included - Use High Box Flange MT313X
- Includes reducing washer to fit 1-1/4" tailpiece

Standard Finishes

MT305X/BRN	Brushed Nickel	\$ 275
MT305X/CHBRZ	Champagne Bronze	\$ 528
MT305X/CPB	Polished Chrome	\$ 216
MT305X/MB	Matte Black	\$ 376
MT305X/ORB	Oil Rubbed Bronze	\$ 355
MT305X/PN	Polished Nickel	\$ 275
MT305X/ULB	Unlacquered Brass	\$ 216
MT305X/VB	Venetian Bronze	\$ 355

Group 1 Finishes

All Group 1 Finishes \$ 376

Group 2 Finishes

All Group 2 Finishes \$ 528



1-1/2" P-Trap - Traditional Style with Clean-Out Plug & High Box Flange

MT315X

A traditionally styled 1-1/2" x 1-1/2" Lavatory P-Trap with Clean-Out.

- 17 gauge brass
- Includes High Box Flange

Consists of:

- 1 - MT305X 1-1/2" x 1-1/2" P-Trap with Clean-Out
- 1 - MT313X 3" Diameter x 1-1/2" High Box Flange
- Includes reducing washer to fit 1-1/4" tailpiece

Standard Finishes

MT315X/BRN	Brushed Nickel	\$ 311
MT315X/CHBRZ	Champagne Bronze	\$ 612
MT315X/CPB	Polished Chrome	\$ 246
MT315X/MB	Matte Black	\$ 437
MT315X/ORB	Oil Rubbed Bronze	\$ 380
MT315X/PN	Polished Nickel	\$ 311
MT315X/ULB	Unlacquered Brass	\$ 246
MT315X/VB	Venetian Bronze	\$ 380

Group 1 Finishes

All Group 1 Finishes \$ 437

Group 2 Finishes

All Group 2 Finishes \$ 612



24" Lavatory Drain Extension

MT301X24

A traditionally styled 24" Lavatory Extension Arm for 1-1/4" x 1-1/4" P-Trap model MT301X.

- 17 gauge brass
- Flange not included

MT302X24

A traditionally styled 24" Lavatory Extension Arm for 1-1/2" x 1-1/2" P-Trap model MT302X.

- 17 gauge brass
- Flange not included

Standard Finishes

MT301X24/BRN	MT302X24/BRN	Brushed Nickel	\$ 321
MT301X24/CHBRZ	MT302X24/CHBRZ	Champagne Bronze	\$ 604
MT301X24/CPB	MT302X24/CPB	Polished Chrome	\$ 222
MT301X24/MB	MT302X24/MB	Matte Black	\$ 429
MT301X24/ORB	MT302X24/ORB	Oil Rubbed Bronze	\$ 342
MT301X24/PN	MT302X24/PN	Polished Nickel	\$ 321
MT301X24/ULB	MT302X24/ULB	Unlacquered Brass	\$ 222
MT301X24/VB	MT302X24/VB	Venetian Bronze	\$ 342

Group 1 Finishes

All Group 1 Finishes **\$ 429**

Group 2 Finishes

All Group 2 Finishes **\$ 604**

1-1/4" & 1-1/2" High Box Flange

MT314X

A 1-1/4" high box flange for 1-1/4" I.D. P-Traps.

- 3" O.D. x 1-1/4" I.D. x 1-3/4" HT.
- High quality plated brass, not steel
- Available in multiple finishes

MT313X

A 1-1/2" high box flange for 1-1/2" I.D. P-Traps.

- 3" O.D. x 1-1/2" I.D. x 1-3/4" HT.
- High quality plated brass, not steel
- Available in multiple finishes



Standard Finishes

MT314X/BRN	MT313X/BRN	Brushed Nickel	\$ 36
MT314X/CHBRZ	MT313X/CHBRZ	Champagne Bronze	\$ 85
MT314X/CPB	MT313X/CPB	Polished Chrome	\$ 30
MT314X/MB	MT313X/MB	Matte Black	\$ 59
MT314X/ORB	MT313X/ORB	Oil Rubbed Bronze	\$ 57
MT314X/PN	MT313X/PN	Polished Nickel	\$ 36
MT314X/ULB	MT313X/ULB	Unlacquered Brass	\$ 30
MT314X/VB	MT313X/VB	Venetian Bronze	\$ 57

Group 1 Finishes

All Group 1 Finishes **\$ 59**

Group 2 Finishes

All Group 2 Finishes **\$ 85**



Waste Pipe for Deluxe, Round, & Square Bottle Traps

MT406

This 1-1/4" O.D. x 16" long waste arm is designed for the deluxe, round, and square bottle traps. Use when the standard supplied waste arm is too short for your application.

- 17 gauge brass
- Flange not included
- Use with lavatory trap model numbers MT1000, MT2000-2, and MT3000

Standard Finishes

MT406/BRN	Brushed Nickel	\$ 173
MT406/CHBRZ	Champagne Bronze	\$ 308
MT406/CPB	Polished Chrome	\$ 100
MT406/MB	Matte Black	\$ 217
MT406/ORB	Oil Rubbed Bronze	\$ 195
MT406/PN	Polished Nickel	\$ 173
MT406/ULB	Unlacquered Brass	\$ 100
MT406/VB	Venetian Bronze	\$ 195

Group 1 Finishes

All Group 1 Finishes	\$ 217
----------------------	--------

Group 2 Finishes

All Group 2 Finishes	\$ 308
----------------------	--------



Space Saving Trap for Lavatory Sinks

MTSSTLAV

\$32

- By raising the tailpiece and redirecting the P-Trap to the back of the cabinet, you ensure maximum storage space.
- Kit includes everything needed to hook up a lavatory sink.

Toilet Tank Levers

Section Contents

TOTO **245 - 246**

AXENT **246 - 247**

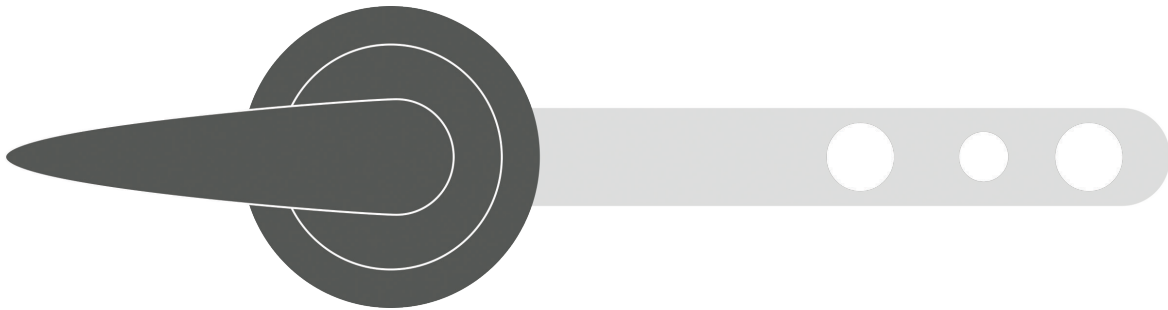
Icera **247**

Wax Rings **247**

Fixture Planning Diagrams

Use the toilet fixture planning diagram to simplify your product selection and complete your design.

Toilet Fixture Planning Diagram **22**





Side View

Side Mount Toilet Tank Lever - TOTO "Ultramax", "Carolina", "Carlyle", "Supreme"

MT904

This contemporary style side mount toilet tank lever is the perfect finishing touch to your toilet. Available in a variety of finishes to match every fixture in your bathroom.

Fits TOTO Model# THU004 for Ultramax, Carolina, Carlyle, and Supreme toilets.

Standard Finishes

MT904/BRN	Brushed Nickel	\$ 81
MT904/CHBRZ	Champagne Bronze	\$ 157
MT904/MB	Matte Black	\$ 114
MT904/ORB	Oil Rubbed Bronze	\$ 86
MT904/PN	Polished Nickel	\$ 81
MT904/ULB	Unlacquered Brass	\$ 57
MT904/VB	Venetian Bronze	\$ 86

Group 1 Finishes

All Group 1 Finishes **\$ 114**

Group 2 Finishes

All Group 2 Finishes **\$ 157**

Side Mount Toilet Tank Lever - TOTO "Carrollton", "Promenade", "Whitney", "Dartmouth"



MT9141

This traditional style side mount toilet tank lever is the perfect finishing touch to your toilet. Available in a variety of finishes to match every fixture in your bathroom.

Fits TOTO Model# THU141 for Carrollton, Promenade, Whitney, and Dartmouth toilets.

Standard Finishes

MT9141/BRN	Brushed Nickel	\$ 161
MT9141/CHBRZ	Champagne Bronze	\$ 263
MT9141/MB	Matte Black	\$ 190
MT9141/ORB	Oil Rubbed Bronze	\$ 175
MT9141/PN	Polished Nickel	\$ 161
MT9141/ULB	Unlacquered Brass	\$ 120
MT9141/VB	Venetian Bronze	\$ 177

Group 1 Finishes

All Group 1 Finishes **\$ 190**

Group 2 Finishes

All Group 2 Finishes **\$ 263**

Side Mount Toilet Tank Lever - TOTO "Bristol", "Drake", "Vespin"



MT968

This contemporary style side mount toilet tank lever is the perfect finishing touch to your toilet. Available in a variety of finishes to match every fixture in your bathroom.

Fits TOTO Model# THU068 for Bristol, Drake, and Vespin toilets.

Standard Finishes

MT968/BRN	Brushed Nickel	\$ 81
MT968/CHBRZ	Champagne Bronze	\$ 157
MT968/MB	Matte Black	\$ 114
MT968/ORB	Oil Rubbed Bronze	\$ 86
MT968/PN	Polished Nickel	\$ 81
MT968/ULB	Unlacquered Brass	\$ 57
MT968/VB	Venetian Bronze	\$ 86

Group 1 Finishes

All Group 1 Finishes **\$ 114**

Group 2 Finishes

All Group 2 Finishes **\$ 157**

Front Mount Toilet Tank Lever - TOTO "Soiree"



MT2250

This contemporary style front mount toilet tank lever is the perfect finishing touch to your toilet. Available in a variety of finishes to match every fixture in your bathroom.

Fits TOTO "Soiree" Model Toilets

Standard Finishes

MT2250/BRN	Brushed Nickel	\$ 112
MT2250/CHBRZ	Champagne Bronze	\$ 218
MT2250/MB	Matte Black	\$ 155
MT2250/ORB	Oil Rubbed Bronze	\$ 125
MT2250/PN	Polished Nickel	\$ 112
MT2250/ULB	Unlacquered Brass	\$ 81
MT2250/VB	Venetian Bronze	\$ 125

Group 1 Finishes

All Group 1 Finishes	\$ 155
----------------------	--------

Group 2 Finishes

All Group 2 Finishes	\$ 218
----------------------	--------

Dual Flush Style Toilet Flusher for TOTO Aquia



MT221-160

Dual Flush style toilet flusher allows for conservation of water by reducing gallons used per flush. This will become the perfect finishing touch to your toilet!

Fits TOTO Aquia IV Model #'s:

CST446
MS446
MW446
MW646
MS646

Standard Finishes

MT221-160/BRN	Brushed Nickel	\$ 186
MT221-160/CHBRZ	Champagne Bronze	\$ 279
MT221-160/MB	Matte Black	\$ 229
MT221-160/ORB	Oil Rubbed Bronze	\$ 210
MT221-160/PN	Polished Nickel	\$ 186
MT221-160/ULB	Unlacquered Brass	\$ 172
MT221-160/VB	Venetian Bronze	\$ 210


Group 1 Finishes

All Group 1 Finishes	\$ 229
----------------------	--------

Group 2 Finishes

All Group 2 Finishes	\$ 279
----------------------	--------

Side Mount Toilet Tank Lever - TOTO "Guinevere", AXENT Italica



MT2310

This contemporary style side mount toilet tank lever is the perfect finishing touch to your toilet. Available in a variety of finishes to match every fixture in your bathroom.

Fits TOTO "Guinevere" Model Toilets

Fits AXENT Italica, Model SLT600 Toilets

Standard Finishes


MT2310/BRN	Brushed Nickel	\$ 138
MT2310/CHBRZ	Champagne Bronze	\$ 241
MT2310/MB	Matte Black	\$ 171
MT2310/ORB	Oil Rubbed Bronze	\$ 149
MT2310/PN	Polished Nickel	\$ 138
MT2310/ULB	Unlacquered Brass	\$ 107
MT2310/VB	Venetian Bronze	\$ 149

Group 1 Finishes

All Group 1 Finishes	\$ 171
----------------------	--------

Group 2 Finishes

All Group 2 Finishes	\$ 241
----------------------	--------



Front Mount Toilet Tank Lever - Icera F-65, AXENT

MT65

This traditional style front mount toilet tank lever is the perfect finishing touch to your toilet. Available in a variety of finishes to match every fixture in your bathroom.

Fits Icera "Julien", "Riose", "Vanier", & "Willshire" Model Toilets

Fits AXENT Model Toilets

Standard Finishes

MT65/BRN	Brushed Nickel	\$ 112
MT65/CHBRZ	Champagne Bronze	\$ 177
MT65/MB	Matte Black	\$ 150
MT65/ORB	Oil Rubbed Bronze	\$ 134
MT65/PN	Polished Nickel	\$ 112
MT65/ULB	Unlacquered Brass	\$ 75
MT65/VB	Venetian Bronze	\$ 134

Group 1 Finishes

All Group 1 Finishes **\$ 150**

Group 2 Finishes

All Group 2 Finishes **\$ 177**

Don't Forget the Wax Ring!



Wax Ring

MT27WRB \$25

Toilet Installation Kit includes:

- Wax Ring with Plastic Flange
- Use when installing toilets and bidets.



Wax Ring with Gasket

MT27TSK \$59

Toilet Installation Kit includes:

- Wax Ring with Plastic Flange
- 1/4" Flange Extender
- 2 Brass Toilet Bolts
- 20" Braided SS Toilet Connector with CP Brass Ballcock Nut

Notes:

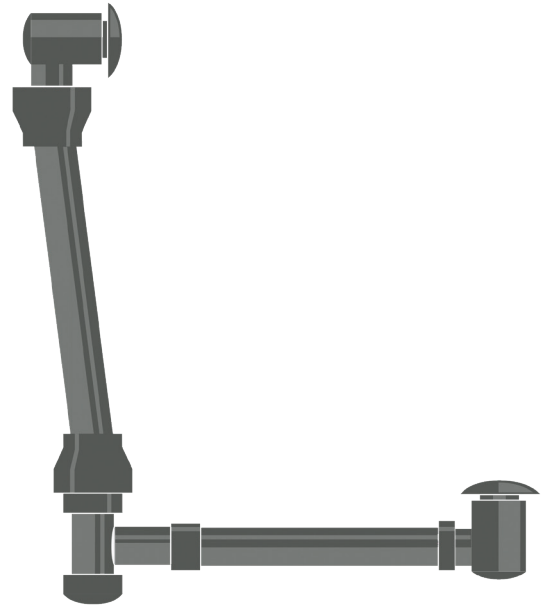
Get the Most Out of Your Bathtub

DoubleFlex™

Bath waste installations just became faster and easier. Introducing the new Mountain DoubleFlex™, the new bath waste system that is designed to handle misalignment problems. The secret is in the patented swivel joints at the overflow head and at the sanitary tee. We first incorporated this technology over 11 years ago with a swivel joint located at the overflow head; now we have also placed a swivel joint at the sanitary tee. What this means is that there is much more flexibility to compensate for misalignment when installing the bath tub. The DoubleFlex™ is available in both PVC and ABS as well as 3 different cable lengths to be utilized on any size tub.



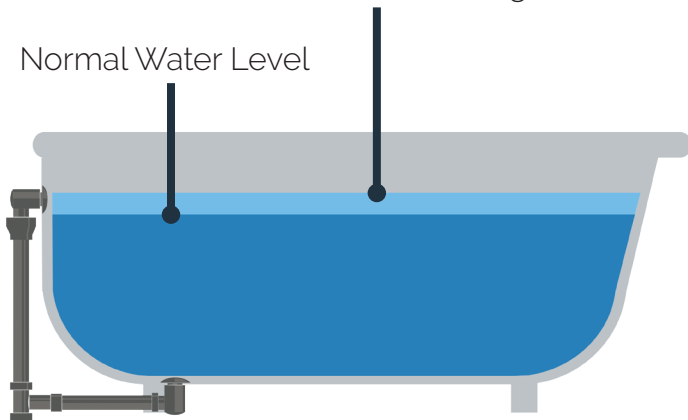
Just look for the DoubleFlex™ Icon!



Water Level with Our Immerse Feature

- 2" Additional Soaking Room

Normal Water Level



Immerse Yourself

The Mountain Plumbing "Immerse" feature allows you to have the most luxurious bathing experience you've ever had! It now comes standard on all Mountain Plumbing Products cable drains, allowing you to indulge in a more lavish bathing experience. The expertly engineered overflow has been developed for your tub to accommodate a near additional 2 inches of water. To fully take advantage of the immerse feature, simply fill your tub to the height you have been familiar with. Once seated and relaxed in your tub, the amount of displaced water will rise by approximately 2 inches and remain at this level. This additional water depth added to your tub will allow for you to be fully submerged, covering up your bare shoulders, and resulting in a more luxurious bath. It is the ultimate in getting the most out of your bathtub.



Just look for the Immerse Icon!

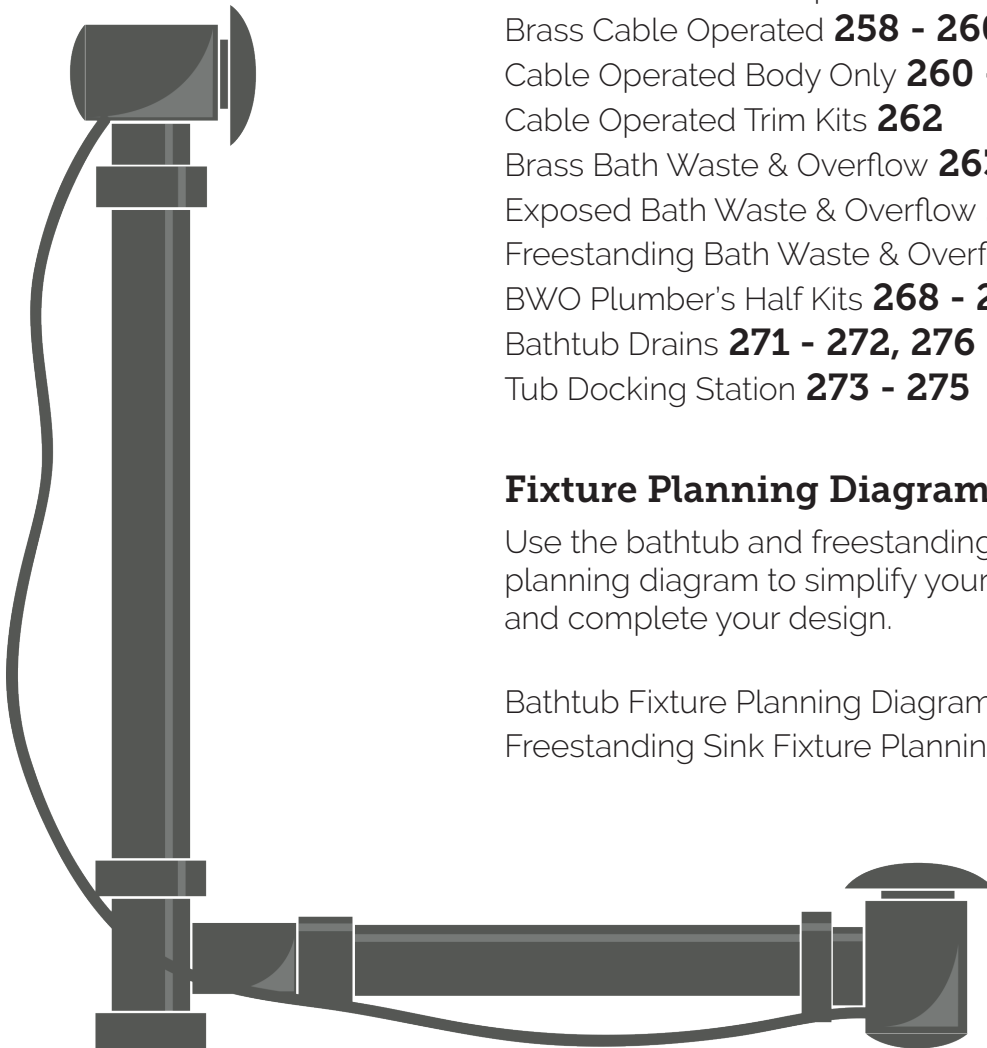
Section Contents

DoubleFlex™ Feature	249
Immerse Feature	249
DoubleFlex Adaptor	251
Schedule 40 Cable Operated	252 - 254
Schedule 20 Cable Operated	255 - 257
Brass Cable Operated	258 - 260
Cable Operated Body Only	260 - 261
Cable Operated Trim Kits	262
Brass Bath Waste & Overflow	263 - 264
Exposed Bath Waste & Overflow	265 - 266
Freestanding Bath Waste & Overflow	267
BWO Plumber's Half Kits	268 - 270
Bathtub Drains	271 - 272, 276
Tub Docking Station	273 - 275

Fixture Planning Diagrams

Use the bathtub and freestanding bathtub fixture planning diagram to simplify your product selection and complete your design.

Bathtub Fixture Planning Diagram	17
Freestanding Sink Fixture Planning Diagram	18



DoubleFlex

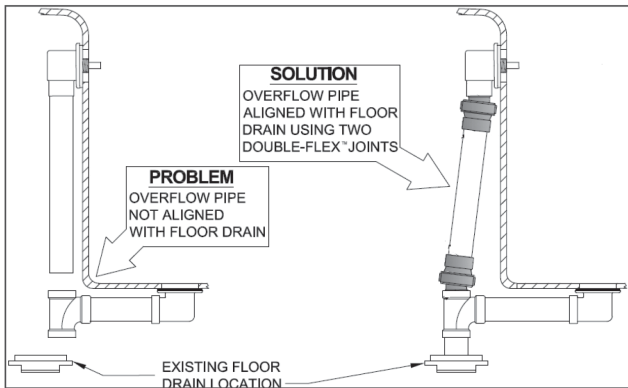
Bath waste installations just became faster and easier. **DoubleFlex** is designed to handle misalignment problems using patented swivel joints at the overflow head and at the sanitary tee.

- 1-1/2" Female x 1-1/2" Male Schedule 40
- Approved for all Drain, Waste, and Vent applications
- Comes Packaged in Clamshell Packaging
- All BWO40S Schedule 40 Cable Drains include 2 DoubleFlex Fittings*

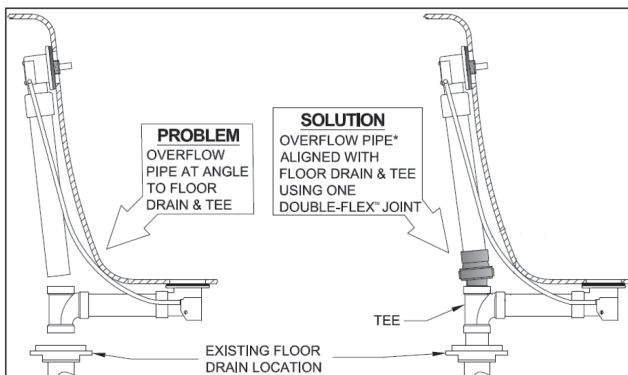
*One DoubleFlex fitting is pre-glued to the overflow head.

Available in PVC and ABS.

Problem/Scenario 1



Problem/Scenario 2



Comes Standard with Every Schedule 40 Cable Drain -or- Purchase Separately



PVC DoubleFlex Adaptor

CBWODF-P \$ 18



ABS DoubleFlex Adaptor

CBWODF-A \$ 18

Schedule 40 ABS & PVC Cable Operated Bath Waste & Overflow Drain with Patented Flexible Overflow Neck for 12" to 22" Tub Depths

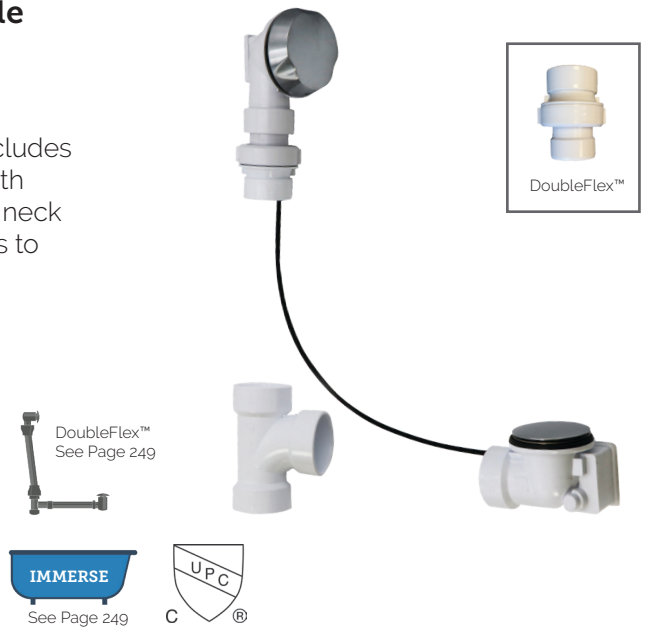
BWO40S22A2 and BWO40S22P2

Cable operated bath drain with control knob at overflow. Includes a solid brass or plastic molded trim kit. Schedule 40 pipe with brass parts and 1-1/2" drain with patented, flexible overflow neck conforms to any bathtub angle. Available in multiple finishes to match every fixture in your bathroom!

- Schedule 40 ABS or PVC
- Patented Flexible Overflow Control Neck
- Fits 12" to 22" Tub Depths
- Cable Length 27"
- Pipe not included
- Includes 1-1/2" Sanitary Tee
- Innovative DoubleFlex™ Design for Easy Installation

Kit Components:

- BWO40S22A2 or BWO40S22P2
- TRIMM3



ABS with Flexible Overflow Neck BWO40S22A2

Standard Finishes

BWO40S22A2/BRN	Brushed Nickel	\$ 326
BWO40S22A2/CHBRZ	Champagne Bronze	\$ 495
BWO40S22A2/CPB	Polished Chrome	\$ 293
BWO40S22A2/MB	Matte Black	\$ 413
BWO40S22A2/ORB	Oil Rubbed Bronze	\$ 384
BWO40S22A2/PN	Polished Nickel	\$ 326
BWO40S22A2/ULB	Unlacquered Brass	\$ 293
BWO40S22A2/VB	Venetian Bronze	\$ 384

Group 1 Finishes

All Group 1 Finishes **\$ 413**

Group 2 Finishes

All Group 2 Finishes **\$ 495**

Other Finishes

BWO40S22A2/BL	Black	\$ 240
BWO40S22A2/BNE	Bone	\$ 240
BWO40S22A2/BT	Biscuit	\$ 240
BWO40S22A2/IW	Ice White	\$ 240
BWO40S22A2/PW	Polar White	\$ 240
BWO40S22A2/WH	White	\$ 240

PVC with Flexible Overflow Neck BWO40S22P2

Standard Finishes

BWO40S22P2/BRN	Brushed Nickel	\$ 326
BWO40S22P2/CHBRZ	Champagne Bronze	\$ 495
BWO40S22P2/CPB	Polished Chrome	\$ 293
BWO40S22P2/MB	Matte Black	\$ 413
BWO40S22P2/ORB	Oil Rubbed Bronze	\$ 384
BWO40S22P2/PN	Polished Nickel	\$ 326
BWO40S22P2/ULB	Unlacquered Brass	\$ 293
BWO40S22P2/VB	Venetian Bronze	\$ 384

Group 1 Finishes

All Group 1 Finishes **\$ 413**

Group 2 Finishes

All Group 2 Finishes **\$ 495**

Other Finishes

BWO40S22P2/BL	Black	\$ 240
BWO40S22P2/BNE	Bone	\$ 240
BWO40S22P2/BT	Biscuit	\$ 240
BWO40S22P2/IW	Ice White	\$ 240
BWO40S22P2/PW	Polar White	\$ 240
BWO40S22P2/WH	White	\$ 240

For Cable Operated Rough and Trim Individual Parts Go To Pages 260 - 262

Schedule 40 ABS & PVC Cable Operated Bath Waste & Overflow Drain with Patented Flexible Overflow Neck for 23" to 36" Tub Depths

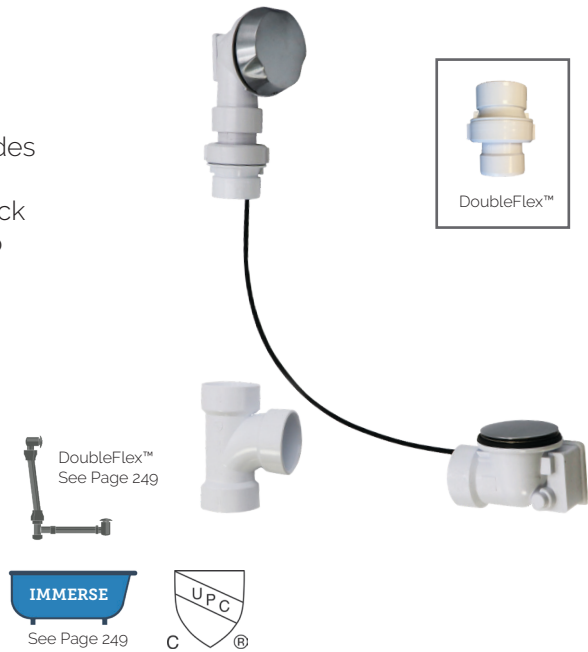
BWO40S45A2 and BWO40S45P2

Cable operated bath drain with control knob at overflow. Includes a solid brass or plastic molded trim kit. Schedule 40 pipe with brass parts and 1-1/2" drain with patented, flexible overflow neck conforms to any bathtub angle. Available in multiple finishes to match every fixture in your bathroom!

- Schedule 40 ABS or PVC
- Patented Flexible Overflow Control Neck
- Fits 23" to 36" Tub Depths
- Cable Length 39"
- Pipe not included
- Includes 1-1/2" Sanitary Tee
- Innovative DoubleFlex™ Design for Easy Installation

Kit Components:

- BWO40S45A2 or BWO40S45P2
- TRIMM3



ABS with Flexible Overflow Neck BWO40S45A2

Standard Finishes

BWO40S45A2/BRN	Brushed Nickel	\$ 343
BWO40S45A2/CHBRZ	Champagne Bronze	\$ 512
BWO40S45A2/CPB	Polished Chrome	\$ 312
BWO40S45A2/MB	Matte Black	\$ 432
BWO40S45A2/ORB	Oil Rubbed Bronze	\$ 402
BWO40S45A2/PN	Polished Nickel	\$ 343
BWO40S45A2/ULB	Unlacquered Brass	\$ 312
BWO40S45A2/VB	Venetian Bronze	\$ 402

Group 1 Finishes

All Group 1 Finishes **\$ 432**

Group 2 Finishes

All Group 2 Finishes **\$ 512**

Other Finishes

BWO40S45A2/BL	Black	\$ 258
BWO40S45A2/BNE	Bone	\$ 258
BWO40S45A2/BT	Biscuit	\$ 258
BWO40S45A2/IW	Ice White	\$ 258
BWO40S45A2/PW	Polar White	\$ 258
BWO40S45A2/WH	White	\$ 258

PVC with Flexible Overflow Neck BWO40S45P2

Standard Finishes

BWO40S45P2/BRN	Brushed Nickel	\$ 343
BWO40S45P2/CHBRZ	Champagne Bronze	\$ 512
BWO40S45P2/CPB	Polished Chrome	\$ 312
BWO40S45P2/MB	Matte Black	\$ 432
BWO40S45P2/ORB	Oil Rubbed Bronze	\$ 402
BWO40S45P2/PN	Polished Nickel	\$ 343
BWO40S45P2/ULB	Unlacquered Brass	\$ 312
BWO40S45P2/VB	Venetian Bronze	\$ 402

Group 1 Finishes

All Group 1 Finishes **\$ 432**

Group 2 Finishes

All Group 2 Finishes **\$ 512**

Other Finishes

BWO40S45P2/BL	Black	\$ 258
BWO40S45P2/BNE	Bone	\$ 258
BWO40S45P2/BT	Biscuit	\$ 258
BWO40S45P2/IW	Ice White	\$ 258
BWO40S45P2/PW	Polar White	\$ 258
BWO40S45P2/WH	White	\$ 258

For Cable Operated Rough and Trim Individual Parts Go To Pages 260 - 262

Schedule 40 ABS & PVC Cable Operated Bath Waste & Overflow Drain with Patented Flexible Overflow Neck for 36" to 45" Tub Depths

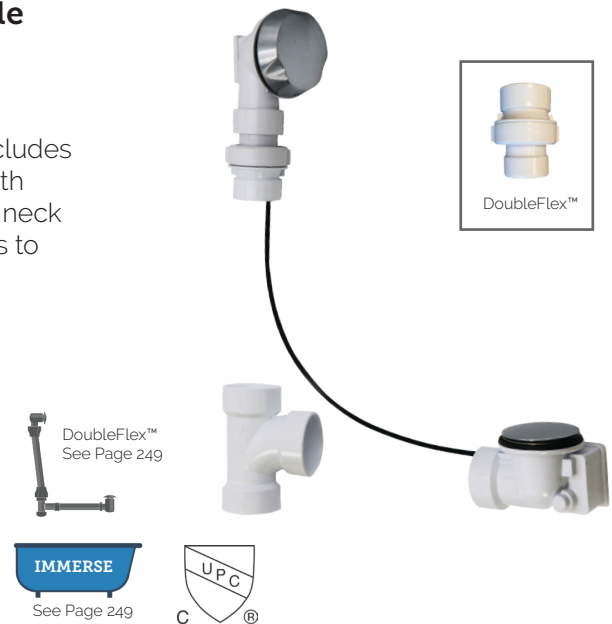
BWO40S61A2 and BWO40S61P2

Cable operated bath drain with control knob at overflow. Includes a solid brass or plastic molded trim kit. Schedule 40 pipe with brass parts and 1-1/2" drain with patented, flexible overflow neck conforms to any bathtub angle. Available in multiple finishes to match every fixture in your bathroom!

- Schedule 40 ABS or PVC
- Patented Flexible Overflow Control Neck
- Fits 36" to 45" Tub Depths
- Cable Length 50"
- Pipe not included
- Includes 1-1/2" Sanitary Tee
- Innovative DoubleFlex™ Design for Easy Installation

Kit Components:

- BWO40S61A2 or BWO40S61P2
- TRIMM3



ABS with Flexible Overflow Neck BWO40S61A2

Standard Finishes

BWO40S61A2/BRN	Brushed Nickel	\$ 374
BWO40S61A2/CHBRZ	Champagne Bronze	\$ 544
BWO40S61A2/CPB	Polished Chrome	\$ 342
BWO40S61A2/MB	Matte Black	\$ 461
BWO40S61A2/ORB	Oil Rubbed Bronze	\$ 434
BWO40S61A2/PN	Polished Nickel	\$ 374
BWO40S61A2/ULB	Unlacquered Brass	\$ 342
BWO40S61A2/VB	Venetian Bronze	\$ 434

Group 1 Finishes

All Group 1 Finishes	\$ 461
----------------------	---------------

Group 2 Finishes

All Group 2 Finishes	\$ 544
----------------------	---------------

Other Finishes

BWO40S61A2/BL	Black	\$ 289
BWO40S61A2/BNE	Bone	\$ 289
BWO40S61A2/BT	Biscuit	\$ 289
BWO40S61A2/IW	Ice White	\$ 289
BWO40S61A2/PW	Polar White	\$ 289
BWO40S61A2/WH	White	\$ 289

PVC with Flexible Overflow Neck BWO40S61P2

Standard Finishes

BWO40S61P2/BRN	Brushed Nickel	\$ 374
BWO40S61P2/CHBRZ	Champagne Bronze	\$ 544
BWO40S61P2/CPB	Polished Chrome	\$ 342
BWO40S61P2/MB	Matte Black	\$ 461
BWO40S61P2/ORB	Oil Rubbed Bronze	\$ 434
BWO40S61P2/PN	Polished Nickel	\$ 374
BWO40S61P2/ULB	Unlacquered Brass	\$ 342
BWO40S61P2/VB	Venetian Bronze	\$ 434

Group 1 Finishes

All Group 1 Finishes	\$ 461
----------------------	---------------

Group 2 Finishes

All Group 2 Finishes	\$ 544
----------------------	---------------

Other Finishes

BWO40S61P2/BL	Black	\$ 289
BWO40S61P2/BNE	Bone	\$ 289
BWO40S61P2/BT	Biscuit	\$ 289
BWO40S61P2/IW	Ice White	\$ 289
BWO40S61P2/PW	Polar White	\$ 289
BWO40S61P2/WH	White	\$ 289

For Cable Operated Rough and Trim Individual Parts Go To Pages 260 - 262

Schedule 20 1-1/2" Tubular ABS Cable Operated Bath Waste & Overflow Drain with Patented Flexible Overflow Neck for 12" to 22" and 22" to 28" Tub Depths

BDR20S22-2 and BDR20S27-2

Complete cable operated bath waste & overflow kit includes pipe with trim kit. Molded in ABS and polypropylene using brass components. Includes a solid brass or plastic molded trim kit. Available in multiple finishes to match every fixture in your bathroom!

- Schedule 20 1-1/2" Drain
- Patented Flexible Overflow Neck
- For Acrylic, Fiberglass, Cast Iron, Steel, and Whirlpool Tubs
- Can be cut to size by installer

Kit Components:

- BDR20S22-2 or BDR20S27-2
- TRIMM3



ABS with Flexible Overflow Neck BDR20S22-2

- Vertical Pipe 12" to 22"
- Horizontal Pipe 7" to 12"
- Cable Length 27"

Standard Finishes

BDR20S22-2/BRN	Brushed Nickel	\$ 323
BDR20S22-2/CHBRZ	Champagne Bronze	\$ 492
BDR20S22-2/CPB	Polished Chrome	\$ 291
BDR20S22-2/MB	Matte Black	\$ 411
BDR20S22-2/ORB	Oil Rubbed Bronze	\$ 382
BDR20S22-2/PN	Polished Nickel	\$ 323
BDR20S22-2/ULB	Unlacquered Brass	\$ 291
BDR20S22-2/VB	Venetian Bronze	\$ 382

Group 1 Finishes

All Group 1 Finishes	\$ 411
----------------------	---------------

Group 2 Finishes

All Group 2 Finishes	\$ 492
----------------------	---------------

Other Finishes

BDR20S22-2/BL	Black	\$ 238
BDR20S22-2/BNE	Bone	\$ 238
BDR20S22-2/BT	Biscuit	\$ 238
BDR20S22-2/IW	Ice White	\$ 238
BDR20S22-2/PW	Polar White	\$ 238
BDR20S22-2/WH	White	\$ 238

ABS with Flexible Overflow Neck BDR20S27-2

- Vertical Pipe 22" to 28"
- Horizontal Pipe 7" to 12"
- Cable Length 39"

Standard Finishes

BDR20S27-2/BRN	Brushed Nickel	\$ 323
BDR20S27-2/CHBRZ	Champagne Bronze	\$ 492
BDR20S27-2/CPB	Polished Chrome	\$ 291
BDR20S27-2/MB	Matte Black	\$ 411
BDR20S27-2/ORB	Oil Rubbed Bronze	\$ 382
BDR20S27-2/PN	Polished Nickel	\$ 323
BDR20S27-2/ULB	Unlacquered Brass	\$ 291
BDR20S27-2/VB	Venetian Bronze	\$ 382

Group 1 Finishes

All Group 1 Finishes	\$ 411
----------------------	---------------

Group 2 Finishes

All Group 2 Finishes	\$ 492
----------------------	---------------

Other Finishes

BDR20S27-2/BL	Black	\$ 238
BDR20S27-2/BNE	Bone	\$ 238
BDR20S27-2/BT	Biscuit	\$ 238
BDR20S27-2/IW	Ice White	\$ 238
BDR20S27-2/PW	Polar White	\$ 238
BDR20S27-2/WH	White	\$ 238

For Cable Operated Rough and Trim Individual Parts Go To Pages 260 - 262

Schedule 20 1-1/2" Tubular ABS Cable Operated Bath Waste & Overflow Drain with Patented Flexible Overflow Neck for 22" to 28" Tub Depths

BDR20S35-2 and BDR20S45-2

Complete cable operated bath waste & overflow kit includes pipe with trim kit. Molded in ABS and polypropylene using brass components. Includes a solid brass or plastic molded trim kit. Available in multiple finishes to match every fixture in your bathroom!

- Schedule 20 1-1/2" Drain
- Patented Flexible Overflow Neck
- For Acrylic, Fiberglass, Cast Iron, Steel, and Whirlpool Tubs
- Can be cut to size by installer

Kit Components:

- BDR20S35-2 or BDR20S45-2
- TRIMM3



ABS with Flexible Overflow Neck BDR20S35-2

- Vertical Pipe 22" to 28"
- Horizontal Pipe 13" to 20"
- Cable Length 39"

ABS with Flexible Overflow Neck BDR20S45-2

- Vertical Pipe 22" to 28"
- Horizontal Pipe 22" to 27"
- Cable Length 39"

Standard Finishes

BDR20S35-2/BRN	Brushed Nickel	\$ 337
BDR20S35-2/CHBRZ	Champagne Bronze	\$ 507
BDR20S35-2/CPB	Polished Chrome	\$ 306
BDR20S35-2/MB	Matte Black	\$ 424
BDR20S35-2/ORB	Oil Rubbed Bronze	\$ 397
BDR20S35-2/PN	Polished Nickel	\$ 337
BDR20S35-2/ULB	Unlacquered Brass	\$ 306
BDR20S35-2/VB	Venetian Bronze	\$ 397

Group 1 Finishes

All Group 1 Finishes **\$ 424**

Group 2 Finishes

All Group 2 Finishes **\$ 507**

Other Finishes

BDR20S35-2/BL	Black	\$ 252
BDR20S35-2/BNE	Bone	\$ 252
BDR20S35-2/BT	Biscuit	\$ 252
BDR20S35-2/IW	Ice White	\$ 252
BDR20S35-2/PW	Polar White	\$ 252
BDR20S35-2/WH	White	\$ 252

Standard Finishes

BDR20S45-2/BRN	Brushed Nickel	\$ 337
BDR20S45-2/CHBRZ	Champagne Bronze	\$ 507
BDR20S45-2/CPB	Polished Chrome	\$ 306
BDR20S45-2/MB	Matte Black	\$ 424
BDR20S45-2/ORB	Oil Rubbed Bronze	\$ 397
BDR20S45-2/PN	Polished Nickel	\$ 337
BDR20S45-2/ULB	Unlacquered Brass	\$ 306
BDR20S45-2/VB	Venetian Bronze	\$ 397

Group 1 Finishes

All Group 1 Finishes **\$ 424**

Group 2 Finishes

All Group 2 Finishes **\$ 507**

Other Finishes

BDR20S45-2/BL	Black	\$ 252
BDR20S45-2/BNE	Bone	\$ 252
BDR20S45-2/BT	Biscuit	\$ 252
BDR20S45-2/IW	Ice White	\$ 252
BDR20S45-2/PW	Polar White	\$ 252
BDR20S45-2/WH	White	\$ 252

For Cable Operated Rough and Trim Individual Parts Go To Pages 260 - 262



Schedule 20 1-1/2" Tubular ABS Cable Operated Bath Waste & Overflow Drain with Patented Flexible Overflow Neck for 26" to 33" Tub Depth

BDR20S61-2

Complete cable operated bath waste & overflow kit includes pipe with trim kit. Molded in ABS and polypropylene using brass components. Includes a solid brass or plastic molded trim kit. Available in multiple finishes to match every fixture in your bathroom!

- Schedule 20 1-1/2" Drain
- Patented Flexible Overflow Neck
- For Acrylic, Fiberglass, Cast Iron, Steel, and Whirlpool Tubs
- Can be cut to size by installer
- Vertical Pipe 26" to 33"
- Horizontal Pipe 22" to 29"
- Cable Length 50"

Kit Components:

- BDR20S61-2
- TRIMM3

ABS with Flexible Overflow Neck BDR20S61-2

Standard Finishes

BDR20S61-2/BRN	Brushed Nickel	\$ 350
BDR20S61-2/CHBRZ	Champagne Bronze	\$ 520
BDR20S61-2/CPB	Polished Chrome	\$ 317
BDR20S61-2/MB	Matte Black	\$ 437
BDR20S61-2/ORB	Oil Rubbed Bronze	\$ 410
BDR20S61-2/PN	Polished Nickel	\$ 350
BDR20S61-2/ULB	Unlacquered Brass	\$ 317
BDR20S61-2/VB	Venetian Bronze	\$ 410

Group 1 Finishes

All Group 1 Finishes	\$ 437
----------------------	---------------

Group 2 Finishes

All Group 2 Finishes	\$ 520
----------------------	---------------

Other Finishes

BDR20S61-2/BL	Black	\$ 265
BDR20S61-2/BNE	Bone	\$ 265
BDR20S61-2/BT	Biscuit	\$ 265
BDR20S61-2/IW	Ice White	\$ 265
BDR20S61-2/PW	Polar White	\$ 265
BDR20S61-2/WH	White	\$ 265

For Cable Operated Rough and Trim Individual Parts Go To Pages 260 - 262



Brass Body Cable Operated Bath Waste & Overflow Drain with Patented Flexible Overflow Neck for 22" Tub

BDR20SBR22

Complete cable operated bath waste & overflow kit includes pipe with trim kit. Includes a solid brass molded trim kit. Available in multiple finishes to match every fixture in your bathroom!

- 1-1/2" 17 Gauge Tube
- Patented Flexible Overflow Neck swivels and conforms to any angle bathtub
- Vertical Pipe 12" to 22"
- Horizontal Pipe 7" to 13"

Kit Components:

- BDR20SBR22
- TRIMM3

Standard Finishes

BDR20SBR22/BRN	Brushed Nickel	\$ 1054
BDR20SBR22/CHBRZ	Champagne Bronze	\$ 1250
BDR20SBR22/CPB	Polished Chrome	\$ 1020
BDR20SBR22/MB	Matte Black	\$ 1154
BDR20SBR22/ORB	Oil Rubbed Bronze	\$ 1124
BDR20SBR22/PN	Polished Nickel	\$ 1054
BDR20SBR22/ULB	Unlacquered Brass	\$ 1020
BDR20SBR22/VB	Venetian Bronze	\$ 1124

Group 1 Finishes

All Group 1 Finishes \$ 1154

Group 2 Finishes

All Group 2 Finishes \$ 1250

Brass Body Cable Operated Bath Waste & Overflow Drain with Rigid Overflow Neck for 22" Tub

BDR20BR22

Complete cable operated bath waste & overflow kit includes pipe with trim kit. Includes a solid brass molded trim kit. Available in multiple finishes to match every fixture in your bathroom!

- 1-1/2" 17 Gauge Tube
- Rigid Overflow Neck
- Vertical Pipe 12" to 22"
- Horizontal Pipe 7" to 13"

Kit Components:

- BDR20BR22
- TRIMM3

Standard Finishes

BDR20BR22/BRN	Brushed Nickel	\$ 999
BDR20BR22/CHBRZ	Champagne Bronze	\$ 1194
BDR20BR22/CPB	Polished Chrome	\$ 964
BDR20BR22/MB	Matte Black	\$ 1099
BDR20BR22/ORB	Oil Rubbed Bronze	\$ 1066
BDR20BR22/PN	Polished Nickel	\$ 999
BDR20BR22/ULB	Unlacquered Brass	\$ 964
BDR20BR22/VB	Venetian Bronze	\$ 1066

Group 1 Finishes

All Group 1 Finishes \$ 1099

Group 2 Finishes

All Group 2 Finishes \$ 1194

For Cable Operated Rough and Trim Individual Parts Go To Pages 260 - 262



See Page 249



1-1/2" Sweat Brass Tee

112CT \$50



See Page 249



1-1/2" Sweat Brass Tee

112CT \$50

Brass Body Cable Operated Bath Waste & Overflow Drain with Patented Flexible Overflow Neck for 27" Tub

BDR20SBR27

Complete cable operated bath waste & overflow kit includes pipe with trim kit. Includes a solid brass molded trim kit. Available in multiple finishes to match every fixture in your bathroom!

- 1-1/2" 17 Gauge Tube
- Patented Flexible Overflow Neck swivels and conforms to any angle bathtub
- Vertical Pipe 22" to 27"
- Horizontal Pipe 7" to 13"

Kit Components:

- BDR20SBR27
- TRIMM3

Standard Finishes

BDR20SBR27/BRN	Brushed Nickel	\$ 1159
BDR20SBR27/CHBRZ	Champagne Bronze	\$ 1355
BDR20SBR27/CPB	Polished Chrome	\$ 1124
BDR20SBR27/MB	Matte Black	\$ 1259
BDR20SBR27/ORB	Oil Rubbed Bronze	\$ 1226
BDR20SBR27/PN	Polished Nickel	\$ 1159
BDR20SBR27/ULB	Unlacquered Brass	\$ 1124
BDR20SBR27/VB	Venetian Bronze	\$ 1226

Group 1 Finishes

All Group 1 Finishes **\$ 1259**

Group 2 Finishes

All Group 2 Finishes **\$ 1355**

Brass Body Cable Operated Bath Waste & Overflow Drain with Rigid Overflow Neck for 27" Tub

BDR20BR27

Complete cable-operated bath waste & overflow kit includes pipe with trim kit. Includes a solid brass molded trim kit. Available in multiple finishes to match every fixture in your bathroom!

- 1-1/2" 17 Gauge Tube
- Rigid Overflow Neck
- Vertical Pipe 22" to 27"
- Horizontal Pipe 7" to 13"

Kit Components:

- BDR20BR27
- TRIMM3

Standard Finishes

BDR20BR27/BRN	Brushed Nickel	\$ 1031
BDR20BR27/CHBRZ	Champagne Bronze	\$ 1225
BDR20BR27/CPB	Polished Chrome	\$ 995
BDR20BR27/MB	Matte Black	\$ 1132
BDR20BR27/ORB	Oil Rubbed Bronze	\$ 1099
BDR20BR27/PN	Polished Nickel	\$ 1031
BDR20BR27/ULB	Unlacquered Brass	\$ 995
BDR20BR27/VB	Venetian Bronze	\$ 1099

Group 1 Finishes

All Group 1 Finishes **\$ 1132**

Group 2 Finishes

All Group 2 Finishes **\$ 1225**

For Cable Operated Rough and Trim Individual Parts Go To Pages 260 - 262



See Page 249



C



1-1/2" Sweat Brass Tee

112CT \$50



See Page 249



C



1-1/2" Sweat Brass Tee

112CT \$50



Cable Operated Bath Waste & Overflow - Body Only - Brass with Patented Flexible Overflow Neck

BDR20SBR

1-1/2" 17 gauge pipe, solid brass tub drain with our patented, flexible overflow to conform to any angle bath. Comes with factory sealed swivel overflow neck. Use with TRIMM3 Kit. A premium drain for those who want the best! Patent ball joint.

Three Sizes Available:

- BDR20SBR22 (for 12" - 22" tub depth) **\$ 884**
- BDR20SBR27 (for 22" - 28" tub depth) **\$ 987**
- BDR20SBR45 (for 22" - 28" tub depth) **\$ 1094**

Brass Body Cable Operated Bath Waste & Overflow Drain with Patented Flexible Overflow Neck for 21" Center Drain Tub

BDR20SBR45

Complete cable operated bath waste & overflow kit includes pipe with trim kit. Includes a solid brass molded trim kit. Available in multiple finishes to match every fixture in your bathroom!

- 1-1/2" 17 Gauge Tube
- Patented Flexible Overflow Neck swivels and conforms to any angle bathtub
- Vertical Pipe 12" to 21"
- Horizontal Pipe 13" to 21"
- Designed for Center Drain Tubs

Kit Components:

- BDR20SBR45
- TRIMM3

Standard Finishes

BDR20SBR45/BRN	Brushed Nickel	\$ 1238
BDR20SBR45/CHBRZ	Champagne Bronze	\$ 1433
BDR20SBR45/CPB	Polished Chrome	\$ 1202
BDR20SBR45/MB	Matte Black	\$ 1339
BDR20SBR45/ORB	Oil Rubbed Bronze	\$ 1306
BDR20SBR45/PN	Polished Nickel	\$ 1238
BDR20SBR45/ULB	Unlacquered Brass	\$ 1202
BDR20SBR45/VB	Venetian Bronze	\$ 1306

Group 1 Finishes

All Group 1 Finishes **\$ 1339**

Group 2 Finishes

All Group 2 Finishes **\$ 1433**



See Page 249



C



1-1/2" Sweat Brass Tee

112CT \$50

Cable Operated Bath Waste & Overflow - Body Only - Brass with Rigid Overflow Neck

BDR20BR

1-1/2" 17 gauge pipe, solid brass tub drain with rigid overflow neck. Use with TRIMM3 Kit. A premium drain for those who want the best! Patent ball joint.

Two Sizes Available:

- BDR20BR22 (for 12" - 22" tub depth) **\$ 855**
- BDR20BR27 (for 22" - 28" tub depth) **\$ 887**



Cable Operated Drain with Patented Flexible Overflow Control Neck - ABS or PVC - Pipe Not Included

BWO40S

Cable operated bath drain with control knob at overflow. Schedule 40 pipe with brass parts and 1-1/2" drain with patented, flexible overflow neck conforms to any bathtub angle. Overflow with swivel action using patented swivel ball joint. Drain comes in either ABS or PVC. Use with TRIMM3 Kit. Pipe not included. All installation hardware included.

Three Sizes Available in ABS (A)

- BWO40S22A2 (for 12" - 22" tub depth) **\$ 201**
- BWO40S45A2 (for 23" - 36" tub depth) **\$ 218**
- BWO40S61A2 (for 36" - 45" tub depth) **\$ 249**

Three Sizes Available in PVC (P)

- BWO40S22P2 (for 12" - 22" tub depth) **\$ 201**
- BWO40S45P2 (for 23" - 36" tub depth) **\$ 218**
- BWO40S61P2 (for 36" - 45" tub depth) **\$ 249**



Schedule 20 1-1/2" Tubular ABS Cable Operated Bath Waste & Overflow - Body Only - Patented Flexible Overflow Neck

BDR20S

Complete schedule 20 1-1/2" tubular bath drain with patented flexible overflow neck, molded in ABS using metal components. For use with TRIMM3 Kit. All installation hardware included.

Five Sizes Available:

- BDR20S22-2 (for 12" - 22" tub depth) **\$ 197**
- BDR20S27-2 (for 22" - 28" tub depth) **\$ 197**
- BDR20S35-2 (for 22" - 28" tub depth) **\$ 213**
- BDR20S45-2 (for 22" - 28" tub depth) **\$ 213**
- BDR20S61-2 (for 26" - 33" tub depth) **\$ 225**





Round Trim for All Cable Operated Drains

TRIMM3

Round trim is used for cable operated bathtub drains. Available in multiple finishes to match every fixture in your bathroom!

Available in Molded Plastic or Solid Brass.

Standard Finishes

TRIMM3/BRN	Brushed Nickel	\$ 125
TRIMM3/CHBRZ	Champagne Bronze	\$ 294
TRIMM3/CPB	Polished Chrome	\$ 93
TRIMM3/MB	Matte Black	\$ 213
TRIMM3/ORB	Oil Rubbed Bronze	\$ 184
TRIMM3/PN	Polished Nickel	\$ 125
TRIMM3/ULB	Unlacquered Brass	\$ 93
TRIMM3/VB	Venetian Bronze	\$ 184

Group 1 Finishes

All Group 1 Finishes	\$ 213
----------------------	---------------

Group 2 Finishes

All Group 2 Finishes	\$ 294
----------------------	---------------

Other Finishes

TRIMM3/BL	Black	\$ 40
TRIMM3/BNE	Bone	\$ 40
TRIMM3/BT	Biscuit	\$ 40
TRIMM3/IW	Ice White	\$ 40
TRIMM3/PW	Polar White	\$ 40
TRIMM3/WH	White	\$ 40



Handle for ADA Extension to TRIMM3

MTLEVTDL

Handle for ADA Extension to TRIMM3 round bathtub trim. TRIMM3 is used for cable operated bathtub drains. Available in Polished Chrome only.

Standard Finishes

MTLEVTDL/CPB	Polished Chrome	\$ 26
--------------	-----------------	--------------



Pressure Test Kit for Cable Operated Bath Drain

BDR/TESTKIT1

\$ 78

Pressure Test Kit for all ABS, PVC, & Polypropelene Schedule 20 and Schedule 40. Enables pressure testing of your cable operated bath waste drains. Use with Mountain Plumbing bath waste & overflows only.



See Page 249



1-1/2" Sweat Brass Tee
112CT \$50



See Page 249



1-1/2" Sweat Brass Tee
112CT \$50

Economy Lift & Turn Style Bath Waste & Overflow Drain (Brass Body)

- 1-1/2" 17 Gauge Tube
- Brass body drain with 3" tailpiece
- Includes lift and turn trim kit
- Economy face plate has two exposed screws

HBDWLT22 Vertical Pipe 20"-26" & Horizontal Pipe 5"-14"

Standard Finishes

HBDWLT22/BRN	Brushed Nickel	\$ 458
HBDWLT22/CHBRZ	Champagne Bronze	\$ 623
HBDWLT22/CPB	Polished Chrome	\$ 417
HBDWLT22/MB	Matte Black	\$ 532
HBDWLT22/ORB	Oil Rubbed Bronze	\$ 474
HBDWLT22/PN	Polished Nickel	\$ 458
HBDWLT22/ULB	Unlacquered Brass	\$ 417
HBDWLT22/VB	Venetian Bronze	\$ 474

Group 1 Finishes

All Group 1 Finishes **\$ 532**

Group 2 Finishes

All Group 2 Finishes **\$ 623**

HBDWLT45 Vertical Pipe 26"-34" & Horizontal Pipe 14"-28"
(For Center Drain Tubs)

Standard Finishes

HBDWLT45/BRN	Brushed Nickel	\$ 742
HBDWLT45/CHBRZ	Champagne Bronze	\$ 908
HBDWLT45/CPB	Polished Chrome	\$ 700
HBDWLT45/MB	Matte Black	\$ 816
HBDWLT45/ORB	Oil Rubbed Bronze	\$ 758
HBDWLT45/PN	Polished Nickel	\$ 742
HBDWLT45/ULB	Unlacquered Brass	\$ 700
HBDWLT45/VB	Venetian Bronze	\$ 758

Group 1 Finishes

All Group 1 Finishes **\$ 816**

Group 2 Finishes

All Group 2 Finishes **\$ 908**

Deluxe Lift & Turn Style Bath Waste & Overflow Drain (Brass Body)

- 1-1/2" 17 Gauge Tube
- Brass body drain with 3" tailpiece
- Includes lift and turn trim kit
- Designer face plate features no exposed screws

BDWUNLT22 Vertical Pipe 20"-26" & Horizontal Pipe 5"-14"

Standard Finishes

BDWUNLT22/BRN	Brushed Nickel	\$ 474
BDWUNLT22/CHBRZ	Champagne Bronze	\$ 657
BDWUNLT22/CPB	Polished Chrome	\$ 443
BDWUNLT22/MB	Matte Black	\$ 555
BDWUNLT22/ORB	Oil Rubbed Bronze	\$ 510
BDWUNLT22/PN	Polished Nickel	\$ 474
BDWUNLT22/ULB	Unlacquered Brass	\$ 443
BDWUNLT22/VB	Venetian Bronze	\$ 510

Group 1 Finishes

All Group 1 Finishes **\$ 555**

Group 2 Finishes

All Group 2 Finishes **\$ 657**

BDWUNLT45 Vertical Pipe 26"-34" & Horizontal Pipe 14"-28"
(For Center Drain Tubs)

Standard Finishes

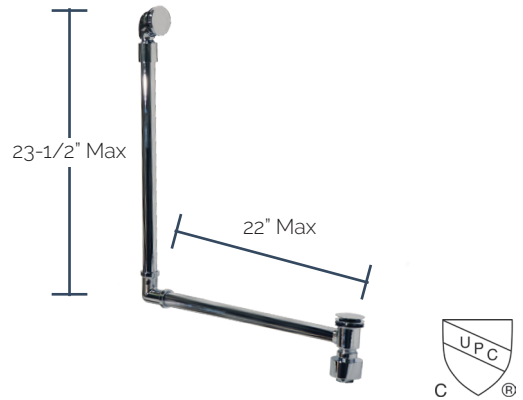
BDWUNLT45/BRN	Brushed Nickel	\$ 758
BDWUNLT45/CHBRZ	Champagne Bronze	\$ 942
BDWUNLT45/CPB	Polished Chrome	\$ 730
BDWUNLT45/MB	Matte Black	\$ 840
BDWUNLT45/ORB	Oil Rubbed Bronze	\$ 796
BDWUNLT45/PN	Polished Nickel	\$ 758
BDWUNLT45/ULB	Unlacquered Brass	\$ 730
BDWUNLT45/VB	Venetian Bronze	\$ 796

Group 1 Finishes

All Group 1 Finishes **\$ 840**

Group 2 Finishes

All Group 2 Finishes **\$ 942**



Exposed Direct Outlet Bath Waste & Overflow with Swivel Neck & EZ-Click™ Drain

BDEXP2

Designed for tubs requiring exposed bath waste and overflow.

- Fully Plated Solid Brass Body
- 17 Gauge Tube
- Swivel Overflow Neck
- Designer Face Plate with No Holes
- Deluxe EZ-Click™ Drain

Standard Finishes

BDEXP2/BRN	Brushed Nickel	\$ 1129
BDEXP2/CHBRZ	Champagne Bronze	\$ 1394
BDEXP2/CPB	Polished Chrome	\$ 863
BDEXP2/MB	Matte Black	\$ 1230
BDEXP2/PN	Polished Nickel	\$ 1129
BDEXP2/ULB	Unlacquered Brass	\$ 863

Group 1 Finishes

All Group 1 Finishes **\$ 1377**

Group 2 Finishes

All Group 2 Finishes **\$ 1624**

Exposed Direct Outlet Bath Waste & Overflow with Swivel Neck & EZ-Click™ Drain (Extended)

BDEXP2-VA

Designed for tubs requiring exposed bath waste and overflow and a longer horizontal drain pipe.

- Fully Plated Solid Brass Body
- 17 Gauge Tube
- Swivel Overflow Neck
- Designer Face Plate with No Holes
- Deluxe EZ-Click™ Drain
- 22" Horizontal Tube

Standard Finishes

BDEXP2-VA/BRN	Brushed Nickel	\$ 1242
BDEXP2-VA/CHBRZ	Champagne Bronze	\$ 1525
BDEXP2-VA/CPB	Polished Chrome	\$ 961
BDEXP2-VA/MB	Matte Black	\$ 1349
BDEXP2-VA/PN	Polished Nickel	\$ 1242
BDEXP2-VA/ULB	Unlacquered Brass	\$ 961

Group 1 Finishes

All Group 1 Finishes **\$ 1511**

Group 2 Finishes

All Group 2 Finishes **\$ 1782**



Exposed Overflow Drain with Swivel Neck & Detached EZ-Click™ Drain

BDEXP3

Designed for tubs requiring exposed bath waste and overflow.

- Fully Plated Solid Brass Body
- 17 Gauge Tube
- Swivel Overflow Neck
- Designer Face Plate with No Holes
- Deluxe EZ-Click™ Drain

Standard Finishes

BDEXP3/BRN	Brushed Nickel	\$ 658
BDEXP3/CHBRZ	Champagne Bronze	\$ 897
BDEXP3/CPB	Polished Chrome	\$ 478
BDEXP3/MB	Matte Black	\$ 791
BDEXP3/PN	Polished Nickel	\$ 658
BDEXP3/ULB	Unlacquered Brass	\$ 478

Group 1 Finishes

All Group 1 Finishes **\$ 885**

Group 2 Finishes

All Group 2 Finishes **\$ 1046**



Clawfoot Style Bath Waste & Overflow with Lift & Turn Trim Kit (Brass Body)

BDLTCFT22

Clawfoot Style bath waste and overflow is a completely polished and plated 17 gauge tube. Designed for exposed applications in clawfoot and slipper style bathtubs.

- Solid Brass Body
- Includes Lift & Turn Trim Kit

Standard Finishes

BDLTCFT22/BRN	Brushed Nickel	\$ 1135
BDLTCFT22/CHBRZ	Champagne Bronze	\$ 1720
BDLTCFT22/CPB	Polished Chrome	\$ 826
BDLTCFT22/MB	Matte Black	\$ 1326
BDLTCFT22/ORB	Oil Rubbed Bronze	\$ 1216
BDLTCFT22/PN	Polished Nickel	\$ 1135
BDLTCFT22/ULB	Unlacquered Brass	\$ 826
BDLTCFT22/VB	Venetian Bronze	\$ 1216

Group 1 Finishes

All Group 1 Finishes **\$ 1326**

Group 2 Finishes

All Group 2 Finishes **\$ 1720**



See Page 249



Clawfoot Style Bath Waste & Overflow with EZ-Click™ Trim Kit (Brass Body)

BDSCFT22

Clawfoot Style bath waste and overflow is a completely polished and plated 17 gauge tube. Designed for exposed applications in clawfoot and slipper style bathtubs.

- Solid Brass Body
- Patented Flexible Overflow Control Neck
- Includes EZ-Click™ trim kit with lifetime warranty on drain mechanism

Standard Finishes

BDSCFT22/BRN	Brushed Nickel	\$ 1353
BDSCFT22/CHBRZ	Champagne Bronze	\$ 1894
BDSCFT22/CPB	Polished Chrome	\$ 1208
BDSCFT22/MB	Matte Black	\$ 1792
BDSCFT22/ORB	Oil Rubbed Bronze	\$ 1650
BDSCFT22/PN	Polished Nickel	\$ 1353
BDSCFT22/ULB	Unlacquered Brass	\$ 1208
BDSCFT22/VB	Venetian Bronze	\$ 1650

Group 1 Finishes

All Group 1 Finishes **\$ 1792**

Group 2 Finishes

All Group 2 Finishes **\$ 1894**

Standard Finishes

BDPCCFT22/BRN	Brushed Nickel	\$ 1040
BDPCCFT22/CHBRZ	Champagne Bronze	\$ 1658
BDPCCFT22/CPB	Polished Chrome	\$ 732
BDPCCFT22/MB	Matte Black	\$ 1181
BDPCCFT22/ORB	Oil Rubbed Bronze	\$ 1112
BDPCCFT22/PN	Polished Nickel	\$ 1040
BDPCCFT22/ULB	Unlacquered Brass	\$ 732
BDPCCFT22/VB	Venetian Bronze	\$ 1112

Group 1 Finishes

All Group 1 Finishes **\$ 1181**

Group 2 Finishes

All Group 2 Finishes **\$ 1658**



Clawfoot Style Bath Waste & Overflow with Brass Plug and Chain (Brass Body)

BDPCCFT22

Clawfoot Style bath waste and overflow is a completely polished and plated 17 gauge tube. Designed for exposed applications in clawfoot and slipper style bathtubs.

- Solid Brass Body
- Includes Brass Plug and Chain





ABS & PVC Plumber's Half Kit with Economy Lift & Turn Trim (Two Hole Face Plate)

- Economy Lift & Turn Plumber's Half Kit with Two Hole Face Plate
- All half kits contain rigid overflow elbow, drain shoe, tee, trim kit, and test plugs
- Pipe not included in half kits

ABS BDWPLTA

Standard Finishes

BDWPLTA/BRN	Brushed Nickel	\$ 207
BDWPLTA/CHBRZ	Champagne Bronze	\$ 373
BDWPLTA/CPB	Polished Chrome	\$ 167
BDWPLTA/MB	Matte Black	\$ 282
BDWPLTA/ORB	Oil Rubbed Bronze	\$ 224
BDWPLTA/PN	Polished Nickel	\$ 207
BDWPLTA/ULB	Unlacquered Brass	\$ 167
BDWPLTA/VB	Venetian Bronze	\$ 224

Group 1 Finishes

All Group 1 Finishes \$ 282

Group 2 Finishes

All Group 2 Finishes \$ 373

PVC BDWPLTP

Standard Finishes

BDWPLTP/BRN	Brushed Nickel	\$ 207
BDWPLTP/CHBRZ	Champagne Bronze	\$ 373
BDWPLTP/CPB	Polished Chrome	\$ 167
BDWPLTP/MB	Matte Black	\$ 282
BDWPLTP/ORB	Oil Rubbed Bronze	\$ 224
BDWPLTP/PN	Polished Nickel	\$ 207
BDWPLTP/ULB	Unlacquered Brass	\$ 167
BDWPLTP/VB	Venetian Bronze	\$ 224

Group 1 Finishes

All Group 1 Finishes \$ 282

Group 2 Finishes

All Group 2 Finishes \$ 373



ABS & PVC Plumber's Half Kit with Deluxe Lift & Turn Trim (Designer Face Plate)

- Deluxe Lift & Turn Plumber's Half Kit with Designer Face Plate
- All half kits contain rigid overflow elbow, drain shoe, tee, trim kit, and test plugs
- Pipe not included in half kits

ABS BDWUNLTA

Standard Finishes

BDWUNLTA/BRN	Brushed Nickel	\$ 224
BDWUNLTA/CHBRZ	Champagne Bronze	\$ 407
BDWUNLTA/CPB	Polished Chrome	\$ 193
BDWUNLTA/MB	Matte Black	\$ 306
BDWUNLTA/ORB	Oil Rubbed Bronze	\$ 260
BDWUNLTA/PN	Polished Nickel	\$ 224
BDWUNLTA/ULB	Unlacquered Brass	\$ 193
BDWUNLTA/VB	Venetian Bronze	\$ 260

Group 1 Finishes

All Group 1 Finishes \$ 306

Group 2 Finishes

All Group 2 Finishes \$ 407

PVC BDWUNLTP

Standard Finishes

BDWUNLTP/BRN	Brushed Nickel	\$ 224
BDWUNLTP/CHBRZ	Champagne Bronze	\$ 407
BDWUNLTP/CPB	Polished Chrome	\$ 193
BDWUNLTP/MB	Matte Black	\$ 306
BDWUNLTP/ORB	Oil Rubbed Bronze	\$ 260
BDWUNLTP/PN	Polished Nickel	\$ 224
BDWUNLTP/ULB	Unlacquered Brass	\$ 193
BDWUNLTP/VB	Venetian Bronze	\$ 260

Group 1 Finishes

All Group 1 Finishes \$ 306

Group 2 Finishes

All Group 2 Finishes \$ 407



Drain Trim Kit with Deluxe EZ-Click™

UNVTRIM

Round style trim kit will fit most manufacturer's drain bodies. Lifetime warranty on EZ-Click™ "soft touch" drain mechanism.

- Trim Only - No Elbow, Pipe, or Drain Shoe Included
- Will fit drain bodies with: 1-1/2 - 11-1/2 NPSM thread with bushing or 1-3/8 - 16 fine thread
- Designer face plate with no holes
- Suitable for most overflows with one or two screw installation

Standard Finishes

UNVTRIM/BRN	Brushed Nickel	\$ 215
UNVTRIM/CHBRZ	Champagne Bronze	\$ 459
UNVTRIM/CPB	Polished Chrome	\$ 185
UNVTRIM/MB	Matte Black	\$ 330
UNVTRIM/ORB	Oil Rubbed Bronze	\$ 250
UNVTRIM/PN	Polished Nickel	\$ 215
UNVTRIM/ULB	Unlacquered Brass	\$ 185
UNVTRIM/VB	Venetian Bronze	\$ 250

Group 1 Finishes

All Group 1 Finishes \$ 330

Group 2 Finishes

All Group 2 Finishes \$ 459



Deluxe Lift & Turn Drain Trim

UNVLT

Deluxe Lift and Turn trim kit will fit most manufacturer's drain bodies: 1-1/2 - 11-1/2 NPSM thread with bushing or 1-3/8 - 16 fine thread on the drain flange.

- Trim Only - No Elbow, Pipe, or Drain Shoe Included
- Drain for lift and turn with bushing and washer
- Designer face plate with no holes
- Suitable for most overflows with one or two screw installation

Standard Finishes

UNVLT/BRN	Brushed Nickel	\$ 161
UNVLT/CHBRZ	Champagne Bronze	\$ 329
UNVLT/CPB	Polished Chrome	\$ 134
UNVLT/MB	Matte Black	\$ 234
UNVLT/ORB	Oil Rubbed Bronze	\$ 194
UNVLT/PN	Polished Nickel	\$ 161
UNVLT/ULB	Unlacquered Brass	\$ 134
UNVLT/VB	Venetian Bronze	\$ 194

Group 1 Finishes

All Group 1 Finishes \$ 234

Group 2 Finishes

All Group 2 Finishes \$ 329



Economy Soft Toe Touch Round Trim Kit

MT94-2

Economy Soft Toe Touch round trim kit will fit most manufacturer's drain bodies. Trim Only - No Elbow, Pipe, or Drain Shoe Included

- Trim Only - No Elbow, Pipe, or Drain Shoe Included
- Will fit drain bodies with 1-1/2 - 11-1/2 NPSM thread
- Two-Hole Face Plate

Standard Finishes

MT94-2/BRN

MT94-2/CHBRZ

MT94-2/CPB

MT94-2/MB

MT94-2/ORB

MT94-2/PN

MT94-2/ULB

MT94-2/VB

Brushed Nickel

Champagne Bronze

Polished Chrome

Matte Black

Oil Rubbed Bronze

Polished Nickel

Unlacquered Brass

Venetian Bronze

\$ 131

\$ 287

\$ 102

\$ 204

\$ 153

\$ 131

\$ 102

\$ 153

Group 1 Finishes

All Group 1 Finishes

\$ 204

Group 2 Finishes

All Group 2 Finishes

\$ 287



Economy Lift & Turn Drain Trim

HTRLT

Economy Lift and Turn trim kit will fit most manufacturer's drain bodies: 1-1/2 - 11-1/2 NPSM thread on the drain flange.

- Trim Only - No Elbow, Pipe, or Drain Shoe Included
- Drain for lift and turn with washer
- Two-Hole Face Plate

Standard Finishes

HTRLT/BRN

HTRLT/CHBRZ

HTRLT/CPB

HTRLT/MB

HTRLT/ORB

HTRLT/PN

HTRLT/ULB

HTRLT/VB

Brushed Nickel

Champagne Bronze

Polished Chrome

Matte Black

Oil Rubbed Bronze

Polished Nickel

Unlacquered Brass

Venetian Bronze

\$ 146

\$ 296

\$ 109

\$ 215

\$ 161

\$ 146

\$ 109

\$ 161

Group 1 Finishes

All Group 1 Finishes

\$ 215

Group 2 Finishes

All Group 2 Finishes

\$ 296



H2O Delivery - Mechanical



Tub Docking Station - Freestanding Tub Drain Rough-In with Trim - Complete Kit

BDWOF-DS

The Mountain Plumbing Docking Station is the ultimate solution to quickly and easily install a freestanding bathtub.

- EZ-Click™ tub drain with brass tailpiece
- ABS and PVC adapter kits included
- Asymmetrical metal deck flange provides easier installation in tight spaces
- Removable drain stopper allows for easier cleaning
- For freestanding tubs with integrated overflow and 2" drain hole

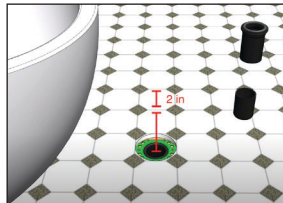
Docking Station Benefits:

- Easier to install when compared to similar products from our competitors.
- Does not require the tub to be placed on its side (which prevents the possibility of the tub being scratched).
- Product includes the drain; competitors sell this separately.
- Drain is removable after installation without removing the entire tub.
- Removable drain plug with hair catcher for easier cleaning.
- Plug top is removable to allow for easy access to snake the drain line.
- Tub can be water tested and then easily removed to store in a safe place to avoid damage.

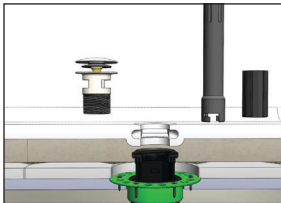
How Does It Work?



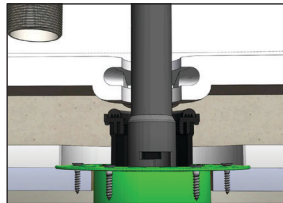
Step 1: Install Deck Flange



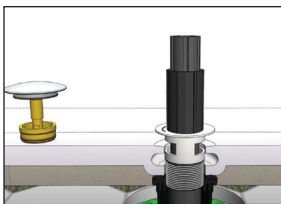
Step 2: Measure distance from bottom of the tub to the floor; cut tail piece to length



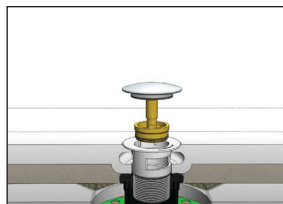
Step 3: Slide tub and align drain holes



Step 4: Using the long tool, pull the tail piece to create seal underneath the tub



Step 5: Thread the trim through the drain hole and tighten with smaller tool



Step 6: Install the drain stopper

Standard Finishes

BDWOF-DS/BRN	Brushed Nickel	\$ 299
BDWOF-DS/CPB	Polished Chrome	\$ 274
BDWOF-DS/MB	Matte Black	\$ 299
BDWOF-DS/ORB	Oil Rubbed Bronze	\$ 335
BDWOF-DS/PN	Polished Nickel	\$ 299
BDWOF-DS/PW	Polar White	\$ 299
BDWOF-DS/ULB	Unlacquered Brass	\$ 274
BDWOF-DS/VB	Venetian Bronze	\$ 335

Group 1 Finishes

All Group 1 Finishes \$ 375

Group 2 Finishes

All Group 2 Finishes \$ 443



Quickly and Easily Install Freestanding Bathtubs



Tub Docking Station - Trim Kit with Overflow

Only Compatible with the BDWOF-DSROUGH

BDWOF-DSTRIM

- EZ-Click™ tub drain with brass tailpiece
- All Tools for Trim Assembly
- Drain Comes with Overflow

Standard Finishes

BDWOF-DSTRIM/BRN	Brushed Nickel	\$ 169
BDWOF-DSTRIM/CPB	Polished Chrome	\$ 144
BDWOF-DSTRIM/MB	Matte Black	\$ 169
BDWOF-DSTRIM/ORB	Oil Rubbed Bronze	\$ 205
BDWOF-DSTRIM/PN	Polished Nickel	\$ 169
BDWOF-DSTRIM/PW	Polar White	\$ 169
BDWOF-DSTRIM/ULB	Unlacquered Brass	\$ 144
BDWOF-DSTRIM/VB	Venetian Bronze	\$ 205

Group 1 Finishes

All Group 1 Finishes \$ 245

Group 2 Finishes

All Group 2 Finishes \$ 313



Tub Docking Station - Trim Kit without Overflow

Only Compatible with the BDWOF-DSROUGH

BDWOF-DSNSTRIM

- EZ-Click™ tub drain with brass tailpiece
- All Tools for Trim Assembly
- Drain Comes without Overflow

Standard Finishes

BDWOF-DSNSTRIM/BRN	Brushed Nickel	\$ 169
BDWOF-DSNSTRIM/CPB	Polished Chrome	\$ 144
BDWOF-DSNSTRIM/MB	Matte Black	\$ 169
BDWOF-DSNSTRIM/ORB	Oil Rubbed Bronze	\$ 205
BDWOF-DSNSTRIM/PN	Polished Nickel	\$ 169
BDWOF-DSNSTRIM/PW	Polar White	\$ 169
BDWOF-DSNSTRIM/ULB	Unlacquered Brass	\$ 144
BDWOF-DSNSTRIM/VB	Venetian Bronze	\$ 205

Group 1 Finishes

All Group 1 Finishes \$ 245

Group 2 Finishes

All Group 2 Finishes \$ 313




Tub Docking Station – Spacer

BDWOF-DS/SPACER

\$ 4

- This spacer is required for installation on tubs between 3/4" to 1-1/4" thick at the drain hole
- Not needed for tubs thicker than 1-1/4"
- Buna-N rubber seals against underside of tub



Tub Docking Station - Rough Kit

Only Compatible with the BDWOF-DSTRIM

BDWOF-DSROUGH

\$ 130


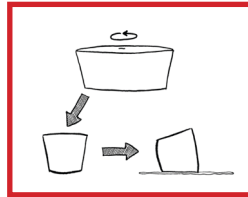
- Floor Rough
- PVC and ABS Adaptors

Installing a freestanding tub the traditional way isn't super complicated, but it is cumbersome and a lot can go wrong.

The Old Way



Docking Station Way

Must **tilt tub on side and lift** to connect tailpiece - **increases risk of scratches and cracks**



No tilting or lifting required to attach tailpiece before placing tub - **decreases risk of scratches and cracks**

High damage risk when **lifting and lowering** tub to install




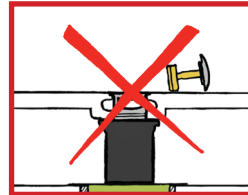
Low damage risk because **no lifting or lowering** required for tub installation

Lifting and lowering installation **requires more labor** and **adds cost** to project



Sliding tub into place to install **requires less labor** and **helps control cost** of project

Impossible to snake **without removing tub** completely to gain access



Removable clicker drain allows easy access to **snake drain and clear clogs**



In stock and ready to ship as an innovative solution to quickly and easily install freestanding bathtubs whenever you make a purchase!

Please Scan QR Code to the left or visit mountainplumbing.com/tub-docking-station to Learn More!

The Following Are For Tubs with Built-In Overflows:



EZ-Click™ Bath Tub Drain with Overflow (drain tube not included)

BDWOF-ST

- EZ-Click™ bath drain with overflow for tubs with built in overflow
- 2-1/2" Long drain body
- 1-1/2 - 11-1/2 NPSM thread
- Female thread for 1-1/2" brass tube (not included)
- Maximum 1" thick tub drain overflow
- 2" Drain hole required

** BDWOF-ST is not compatible with the Tub Docking Station (BDWOF-DS, BDWOF-DSTRIM, BDWOF-DSNSTRIM, BDWOF-DSROUGH)*

Standard Finishes

BDWOF-ST/BRN	Brushed Nickel	\$ 158
BDWOF-ST/CHBRZ	Champagne Bronze	\$ 264
BDWOF-ST/CPB	Polished Chrome	\$ 130
BDWOF-ST/MB	Matte Black	\$ 158
BDWOF-ST/ORB	Oil Rubbed Bronze	\$ 200
BDWOF-ST/PN	Polished Nickel	\$ 158
BDWOF-ST/PW	Polar White	\$ 158
BDWOF-ST/ULB	Unlacquered Brass	\$ 130
BDWOF-ST/VB	Venetian Bronze	\$ 200

Group 1 Finishes

All Group 1 Finishes \$ 224

Group 2 Finishes

All Group 2 Finishes \$ 264



EZ-Click™ Bath Tub Drain without Overflow (drain tube not included)

BDWOF-ST-NS

- EZ-Click™ bath drain without overflow
- 2-1/2" Long drain body
- 1-1/2 - 11-1/2 NPSM thread
- Female thread for 1-1/2" brass tube (not included)
- 2" Drain hole required

** BDWOF-ST-NS is not compatible with the Tub Docking Station (BDWOF-DS, BDWOF-DSTRIM, BDWOF-DSNSTRIM, BDWOF-DSROUGH)*

Standard Finishes

BDWOF-ST-NS/BRN	Brushed Nickel	\$ 158
BDWOF-ST-NS/CHBRZ	Champagne Bronze	\$ 264
BDWOF-ST-NS/CPB	Polished Chrome	\$ 130
BDWOF-ST-NS/MB	Matte Black	\$ 158
BDWOF-ST-NS/ORB	Oil Rubbed Bronze	\$ 200
BDWOF-ST-NS/PN	Polished Nickel	\$ 158
BDWOF-ST-NS/PW	Polar White	\$ 158
BDWOF-ST-NS/ULB	Unlacquered Brass	\$ 130
BDWOF-ST-NS/VB	Venetian Bronze	\$ 200

Group 1 Finishes

All Group 1 Finishes \$ 224

Group 2 Finishes

All Group 2 Finishes \$ 264

Product Index

AG1800	119	MT10 (-6,-8,-10,-12)	121	MT1871-NL	97	MT305X	240
AG1850	119	MT10-16	122	MT1871DIY-NL	101	MT31 (-3,-6,-8)	130
BAGCU	62	MT100	64	MT1873-NL	111	MT31 (-12,-18,-24)	130
BAGCUSQ	63	MT1000	235	MT1873FIL-NL	117	MT310	53
BDEXP1	265	MT102	64	MT1880-NL	84	MT3130	237
BDEXP1-VA	265	MT105	64	MT1880DIY-NL	88	MT313X	241
BDEXP2	266	MT106	65	MT1881-NL	98	MT3140	237
BDEXP2-VA	266	MT11 (-6,-8,-10,-12)	123	MT1881DIY-NL	102	MT314X	241
BDEXP3	266	MT11-16	124	MT1883-NL	112	MT315X	240
BDLTCFT22	267	MT115	53	MT1883FIL-NL	118	MT316-NL	159
BDPCCFT22	267	MT12-8	124	MT19	132	MT316MASS-NL	205
BDR/TESTKIT1	262	MT12HS	131	MT20 (-6,-8,-12)	125	MT317-NL	159
BDR20BR	260	MT12HSMF	131	MT2000-2	236	MT317MASS-NL	208
BDR20BR22	258	MT120EV	58	MT200EV	55	MT326TP	230
BDR20BR27	259	MT1250XL	71	MT202	55	MT328SJ	231
BDR20S	261	MT1250XL/RFC	71	MT204	59	MT329ESJ	231
BDR20S22-2	255	MT125	65	MT205	60	MT3320X-NL	185
BDR20S27-2	255	MT127	65	MT21 (-6,-8,-12)	125	MT3840-NL	218
BDR20S35-2	256	MT13HS	131	MT210EV	56	MT400U	62
BDR20S45-2	256	MT130	58	MT212EV	57	MT4001X-NL	154
BDR20S61-2	257	MT14	134	MT22	126	MT4003X-NL	155
BDR20SBR	260	MT15	134	MT22-16	126	MT4004X-NL	155
BDR20SBR22	258	MT16	132	MT23	127	MT401-NL	151
BDR20SBR27	259	MT17	132	MT23-16	127	MT401MASS-NL	201
BDR20SBR45	260	MT18-9	122	MT24	126	MT403-NL	151
BDSCFT22	267	MT1800-NL	76	MT24-16	126	MT403MASS-NL	197
BDWOF-DS	273	MT1800DIY-NL	85	MT25	127	MT406	242
BDWOF-DS/SPACER	274	MT1801-NL	90	MT25-16	127	MT41	134
BDWOF-DSNSTRIM	274	MT1801DIY-NL	99	MT27	128	MT41S	133
BDWOF-DSROUGH	275	MT1803-NL	104	MT27-16	128	MT410-NL	152
BDWOF-DSTRIM	274	MT1803FIL-NL	114	MT28	128	MT410MASS-NL	204
BDWOF-ST	276	MT1820-NL	77	MT28-16	128	MT416X-NL	161
BDWOF-ST-NS	376	MT1820-NLIH	78	MT29	128	MT417X-NL	161
BDWPLTA	268	MT1820DIY-NL	85	MT29-16	128	MT4127-NL	176
BDWPLTP	268	MT1821-NL	91	MT221-160	246	MT4223-NL	216
BDWPPTA	269	MT1821-NLIH	92	MT2250	246	MT431X	165
BDWPPTP	269	MT1821DIY-NL	99	MT231	141	MT432X	165
BDWUNLT22	263	MT1823-NL	105	MT2310	246	MT4321X	165
BDWUNLT45	263	MT1823-NLIH	106	MT236	142	MT435X	166
BDWUNLTA	268	MT1823FIL-NL	115	MT238	141	MT436X	166
BDWUNLTP	268	MT1830-NL	79	MT239	141	MT4390X	167
BDWUNV22	264	MT1830-NLIH	80	MT240	142	MT441X	167
BDWUNV45	264	MT1830DIY-NL	86	MT245	142	MT4420-NL	185
BDWUNVA	270	MT1831-NL	93	MT246	143	MT4421-NL	195
BDWUNVP	270	MT1831-NLIH	94	MT27TSK	247	MT4422-NL	196
BRBOLT/90	51, 53	MT1831DIY-NL	100	MT27WRB	247	MT4423-NL	196
BTAPS50	63	MT1833-NL	107	MT3K-HF	72	MT442X	167
BWDS6818	60	MT1833-NLIH	108	MT3K-HF/RFC	72	MT4430-NL	190
BWDUF	61	MT1833FIL-NL	116	MT30 (-3,-6,-8)	129	MT4431X-NL	187
BWDUFG	61	MT1840-NL	81	MT30 (-12,-18,-24)	129	MT4432X-NL	192
BWO40S	261	MT1840-NLIH	82	MT300	51	MT4433-NL	190
BWO40S22A2	252	MT1840DIY-NL	86	MT300BSK	51	MT4434-NL	191
BWO40S22P2	252	MT1841-NL	95	MT3000	235	MT443X	167
BWO40S45A2	253	MT1841-NLIH	96	MT301X	238	MT445X	167
BWO40S45P2	253	MT1841DIY-NL	100	MT301X24	241	MT448X-NL	168
BWO40S61A2	254	MT1843-NL	109	MT302X	238	MT450X-NL	168
BWO40S61P2	254	MT1843-NLIH	110	MT302X24	241	MT4800X-NL	212
BWSTU	61	MT1843FIL-NL	116	MT303	52	MT4811X-NL	220
BWSTUG	61	MT1850-NL	83	MT3041-NL	199	MT4820BO-NL	209
CBWODF-A	251	MT1850DIY-NL	87	MT3042-NL	198	MT4820BOIPS-NL	209
CBWODF-P	251	MT1851-NL	97	MT3043-NL	197	MT4820X-NL	212
DHM32324	119	MT1851DIY-NL	101	MT3044-NL	199	MT482BL-NL	214
DHM32325	119	MT1853-NL	111	MT3045-NL	203	MT482BX-NL	211
HBDWLT22	263	MT1853FIL-NL	117	MT3046-NL	202	MT4831X-NL	213
HBDWLT45	263	MT1870-NL	83	MT3047-NL	201	MT483BX-NL	211
HTRLT	272	MT1870DIY-NL	87	MT304X	239	MT4840X-NL	217

Product Index

MT4910X-NL	172	MT601A	140	MT745-3	228	MTSINK2S	37
MT4930X-NL	172	MT601P	140	MT749	225	MTSINK2SE	37
MT4931X-NL	173	MT603A	140	MT749-3	225	MTSSTLAV	242
MT4934-NL	169	MT605A	140	MT777BF	33	MTVAC-BRKR	132
MT493BL-NL	174	MT605P	140	MT7799EV	56	PROSELECT 1	31
MT493BO-NL	169	MT606	140	MT8SR	137	PROSELECT 5	31
MT493BX-NL	171	MT607	139	MT8SRW	138	STEALTH 580	32
MT500U	63	MT608	139	MT8000-NL	181	STEALTH 750	32
MT501A-ROUGH	143	MT609	139	MT8001-NL	181	STEALTH 1250	32
MT501C-ROUGH	143	MT6001-NL	152	MT8002-NL	180	STEALTHTRAP	34
MT501P-ROUGH	143	MT6002-NL	183	MT8100-NL	188	TRIMM3	262
MT5001L-NL	156	MT6003-NL	153	MT8101-NL	193	UNVLT	271
MT5003L-NL	156	MT6004-NL	158	MT8103-NL	188	UNVTRIM	271
MT5004-NL	158	MT6123X-NL	177	MT8104-NL	193		
MT506-GRID	144	MT616-NL	153	MT8120X-NL	206		
MT5060L-NL	220	MT616MASS-NL	202	MT8122X-NL	177		
MT506A	145	MT621-NL	154	MT8799	52		
MT506A-ROUGH/RB	143	MT621MASS-NL	198	MT9SR	137		
MT506C	145	MT624-NL	113	MT9SRW	138		
MT506C-ROUGH	143	MT6254X-NL	171	MT9000-NL	180		
MT506I	145	MT629-NL	160	MT9002-NL	184		
MT506I-ROUGH	143	MT629MASS-NL	206	MT9004-NL	183		
MT506P	145	MT630-NL	114	MT904	245		
MT506P-ROUGH/RB	143	MT631-NL	160	MT9100-NL	187		
MT507-GRID	144	MT631MASS-NL	208	MT9101-NL	192		
MT507A	146	MT641-3	69	MT9120-NL	205		
MT507A-ROUGH/RB	143	MT65	247	MT9122-NL	178		
MT507P	146	MT660	73	MT9141	245		
MT507P-ROUGH/RB	143	MT661/RFC	73	MT94-2	272		
MT51	134	MT662-2	73	MT951	39		
MT51S	133	MT670-2	70	MT951/BOX	43		
MT516L-NL	162	MT6800-NL	210	MT953	39		
MT517L-NL	162	MT6820-NL	210	MT953/BOX	43		
MT5120L-NL	157	MT6831-NL	215	MT955	36		
MT5121L-NL	176	MT6840-NL	218	MT957	40		
MT5122L-NL	216	MT6910-NL	170	MT957R	40		
MT5160L-NL	219	MT6930-NL	170	MT958	44		
MT5161X-NL	217	MT6931-NL	175	MT958R	44		
MT5170L-NL	207	MT700	54	MT959K	46		
MT521-NL	157	MT7000-NL	182	MT959T	46		
MT521MASS-NL	200	MT7001-NL	184	MT962	41		
MT5431-NL	189	MT7002-NL	182	MT962R	41		
MT5432-NL	194	MT71S	133	MT963	45		
MT568-SPLASHGUARD	32	MT710	54	MT963R	45		
MT582BL-NL	221	MT7100-NL	189	MT964K	42		
MT582BX-NL	221	MT7101-NL	194	MT964T	42		
MT5800L-NL	213	MT7122L-NL	178	MT968	245		
MT5820L-NL	214	MT7200-NL	186	MT999BF	33		
MT5831-NL	215	MT7201-NL	191	MTDISC	230		
MT5910L-NL	173	MT730-2	223	MTLEVTDL	262		
MT593BL-NL	179	MT734	224	MTRRP	136		
MT593BX-NL	179	MT735	224	MTRRP-2	136		
MT5930L-NL	174	MT740-2	223	MTRRP-CA	136		
MT5931-NL	175	MT741	226	MTRRP-2CA	136		
MT6K-HF	72	MT742	226	MTSINK1D	36		
MT6K-HF/RFC	72	MT743	229	MTSINK1DE	36		
MT6LD	70	MT743-3	229	MTSINK1S	35		
MT61S	133	MT744-2	227	MTSINK1SE	35		
MT600-NL	113	MT744-3	227	MTSINK2D	38		
MT600/ADPT	119	MT745-2	228	MTSINK2DE	38		

Mountain Plumbing Products

INSTALLATION VIDEOS

Welcome to the Mountain Plumbing Products installation and technical support video collection. We have worked to create this series of videos to demonstrate how simple and straightforward it can be to install our products. Use the QR Codes below for quick access! Please also visit our website's Video Center for additional training and resource content.



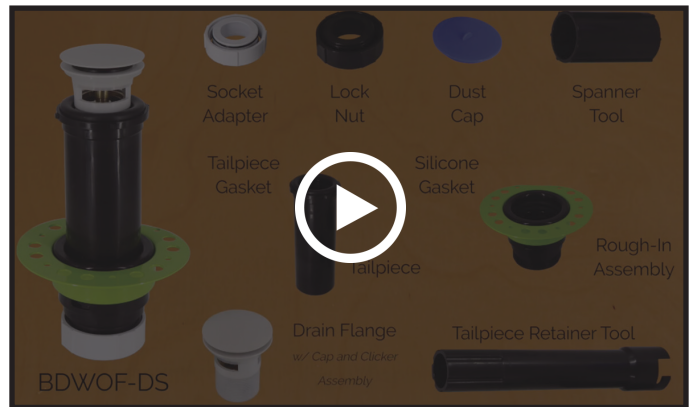
Please SCAN Our QR CODE For Quick Access to the Perfect Grind® Installation Video!



Please SCAN Our QR CODE For Quick Access to the Little Gourmet® Installation Video!




Please SCAN Our QR CODE For Quick Access to the Mountain Pure® Installation Video!



Please SCAN Our QR CODE For Quick Access to the Tub Docking Station Installation Video!

Comprehensive Website

CUSTOMER SUPPORT



Spec Sheet Library

Technical Specifications for our products can be found all in one place with our easy-to-access online library. Product model numbers are listed alphabetically with each spec sheet available for download as a PDF file.

mountainplumbing.com/page/resources/spec-sheet-library

Live Chat Support

Do you have questions about our products or your current project? With Live Chat Support you can get answers or direction right away! It's customer service right at your keyboard. Please click on the icon in the bottom right corner of the website to speak with us.



mountainplumbing.com and all other pages

Warranty Claims

We have streamlined our warranty claims process with our comprehensive online submission form. Simply provide the necessary information and you will receive a confirmation and request number by email. Our team will then work to process your warranty claim right away!




mountainplumbing.com/warranty-claims

CA Prop 65 Warning

What is this warning label?

The label is a warning being provided by Mountain Plumbing Products to comply with the California Safe Drinking Water and Toxic Enforcement Act of 1986, commonly known as "Proposition 65." Many products sold in California are required by law to carry the label. The following example label is included on packaging for Mountain Plumbing Product's faucets, supply lines, and supply valves.

Attention California Residents:

 **WARNING:** This product can expose you to chemicals including Lead and Chromium (hexavalent compounds) which are known to the State of California to cause cancer and birth defects or other reproductive harm."

We are providing Prop 65 warning labels simply to inform consumers that the product contains chemicals on the State of California's Prop 65 list. Mountain Plumbing Products products that carry the Prop 65 label include components made with brass, which contains small but detectable amounts of lead—an element included on the Prop 65 chemical list and Chromium (hexavalent compounds) used in plating finishes.

Even though a product may be found to contain a Proposition 65-listed chemical, it does not mean that use of the product will cause cancer, birth defects or other reproductive harm. Nor does it mean that a product is unsafe. All Mountain Plumbing Products' products meet or exceed the requirements of applicable product performance and safety industry standards, as well as the federal Safe Drinking Water Act. We are confident there is no health hazard associated with the installation or removal of Mountain Plumbing Products' products.

What is California Proposition 65?

In 1986, California voters approved the Safe Drinking Water and Toxic Enforcement Act (known as "Proposition 65"). Proposition 65 is a "Right to Know" statute; its purpose is to make sure people are aware, before they purchase, that the product they come into contact with contains chemicals known to the State of California to cause cancer, birth defects or other reproductive harm. The statute requires a warning label even if the amount of the chemical is miniscule.

The State of California has listed over 900 chemicals that must be disclosed under Prop 65. The list, which is updated annually, includes a wide variety of chemicals that can be found in many consumer products, such as kitchen utensils, footwear and handbags, exercise equipment, photo and scrapbook albums, luggage, and many other products (even foods and beverages).

Where can I find out more information about Proposition 65?

The State of California provides Proposition 65 information on the Office of Environmental Health Hazard Assessment website.

Why does Mountain Plumbing Products include this warning on its products?

We are providing Prop 65 warning labels to inform consumers that the product contains chemicals on the State of California's Prop 65 list. It does not mean that a product is unsafe. All Mountain Plumbing Products' products meet or exceed the requirements of applicable product performance and safety industry standards, as well as the federal Safe Drinking Water Act. The label simply ensures that Mountain Plumbing Products is in compliance with the State of California's Prop 65 law for warning label requirements.

Why is this label included on my faucet if I don't live in California?

Mountain Plumbing Products' products are sold nationwide and in Canada. It would be considerably complex to determine which products will be ultimately sold or brought into California. Therefore, to ensure compliance with Proposition 65 requirements, we have decided to include these labels on applicable products, regardless of where they might be purchased or sold.

Terms and Conditions

Return Goods Authorization

- No returns of discontinued items other than defective items still under warranty will be allowed.
- All goods returned must have a return good authorization number (RGA#) attached with the product.
- Return authorizations must be requested in writing by fax, mail, or email (RGA@mountainplumbing.com) within 90 days of delivery and must include original PO#, Item #, and reason for return.
- If goods were ordered incorrectly, a 35% restocking charge will apply and the customer is responsible for return freight charges.
- No returns on special orders.
- If an item is returned as defective, and after inspection and/or testing is deemed not defective, a credit will still be issued but the customer is responsible for return freight charges and a 35% restocking fee.

Payment Terms

- Payment is due Net 30 Days after date of invoice.
- A service charge of 1.5% per month (18% APR) will be charged on all invoices outstanding over 30 days.
- No deductions for RGA's can be taken from payments until a credit memo has been issued by Mountain Plumbing.

Freight Terms

- Full freight allowed on net orders of \$1,000.00 per invoice within the continental United States.
- Full freight allowed on net orders of \$1,800.00 per invoice to Hawaii and Alaska.
- Full freight allowed on net orders of \$1,500.00 per invoice to Canada.

Pricing

- Due to increasing costs of brass and raw materials, prices and product modifications are subject to change without notice.
- Publisher assumes no responsibility for typographical errors.

Shortages

- Shortages must be reported by the customer within 3 business days of receipt of shipped PO.

Order Cancellations

- Orders may be cancelled up to ship date.
- Once the order is shipped, a 35% restocking charge will apply if the goods are returned (RGA required)
- Customer is responsible for all return freight.

Approval of Orders

- All orders are subject to approval by Mountain Plumbing Products and must be submitted via fax or email (orders@mountainplumbing.com). NO PHONE ORDERS.
- Orders with special freight requirements (e.g. Next Day Air, etc) must be submitted prior to 2PM CST.
- Order modifications, including cancellations, can occur up to the time of shipment with an additional \$10.00 service charge if the order has already been processed.

MOUNTAIN PLUMBING LIMITED WARRANTY

1. LIMITED WARRANTY.

Subject to the Conditions, Exclusions, and Limitations set forth herein, Mountain Accessories, Inc. ("Mountain Plumbing") provides a Limited Warranty on all Mountain Plumbing products purchased from an Authorized Mountain Plumbing Retailer/Dealer ("retailer/dealer"). This Limited Warranty shall commence on the date of original purchase and shall expire:

- 1 year from the date of purchase for all working parts except as noted below.
- 3 years from the date of purchase for the Instant Hot Water Tank.
- 3 years from the date of purchase for accessory faucets.
- 3 years from the date of purchase for water chiller compressors.
- 3 years from the date of purchase for 1/2 HP and 1/3 HP Model Mountain Perfect Grind Waste Disposers.
- With the life of the product for 5/8 HP, 3/4 HP and 1 1/4 HP Model Mountain Perfect Grind Waste Disposers.

Finishes on Mountain Plumbing products are warranted from the date of installation and shall expire:

- With the life of the product for all PVD finishes if instructions are followed properly.
- With the life of the product for all Xenoy molded products.
- 1 year from the date of installation for all other finishes if instructions are followed properly.

FAILURE TO FOLLOW APPLICABLE INSTRUCTIONS VOIDS THE WARRANTY FOR ALL FINISHES.

THE USE OF PLUMBERS PUTTY ON MOUNTAIN PLUMBING PRODUCTS VOIDS THE WARRANTY FOR ALL PRODUCTS. A NON-ACID OR NEUTRAL CURE CAULK IS RECOMMENDED.

MOUNTAIN PLUMBING INSTANT HOT TANKS MUST BE USED WITH AN OPEN VENT FAUCET. THE USE OF A NON-VENTED FAUCET WILL DAMAGE THE TANK AND VOID THE WARRANTY. LIKEWISE, THE WARRANTY FOR INSTANT HOT FAUCETS IS VOID IF CONNECTED TO A TANK WHICH IS NOT AN OPEN VENT TYPE.

2. WHAT WE WILL DO.

In the event your Mountain Plumbing product fails as a result of a defect in manufacturing, materials or workmanship within the applicable Limited Warranty period, Mountain Plumbing, at its option, will: (1) provide replacement parts to the Mountain Plumbing retailer/dealer you specify; or (2) repair the existing product at no cost to you, except as set forth herein; or (3) refund the original purchase price or retailer's/dealer's price at the time of the original purchase, whichever is less. Replacement parts or repairs are warranted for the remainder of the original Limited Warranty period. Labor and shipping charges are not covered under the Limited Warranty.

If Mountain Plumbing replaces or repairs the existing bath waste and overflow product, and an access panel is not available, the costs for accessing the bath waste and overflow is not covered under the Limited Warranty. This includes but is not limited to any tile work that has to be replaced in order to replace or repair the bath waste and overflow.

Mountain Plumbing reserves the right to discontinue or modify its products at any time without notice. In the event that repair or replacement of a product pursuant to this Limited Warranty is not possible, Mountain Plumbing will fulfill any repair or replacement obligation under this Limited Warranty with a product of equal or greater value.

3. WARRANTY CLAIM PROCESS (for building owners and homeowners only).

To make a claim under the Limited Warranty, you must notify the Mountain Plumbing retailer/dealer who supplied you with your Mountain Plumbing product. Unless otherwise specified in writing by Mountain Plumbing, all defective products must be returned to the Mountain Plumbing retailer/dealer to be forwarded to Mountain Plumbing for inspection and testing to determine of the cause of the alleged failure or defect.

If the retailer/dealer is unavailable or unknown to you, you may contact Mountain Plumbing at:

<https://mountainplumbing.com/warranty-claims/>

Warranty claims made directly to Mountain Plumbing shall include written notification of the alleged failure of, or defect in, any Mountain Plumbing product, and must be received by Mountain Plumbing no later than thirty (30) days after detection of an alleged failure or defect occurring within the applicable warranty period. Written notifications should include a description of the failed or defective part or product, product model number (if available), date of purchase, date of installation, photo of the defective product, and description of the alleged product failure or defect. All products alleged to be defective must be made available to Mountain Plumbing for inspection and testing to determine the cause of the alleged failure or defect.

Upon receipt of a warranty claim notification through either the retailer/dealer or directly, Mountain Plumbing shall have ninety (90) business days in which to determine whether it acknowledges responsibility for any alleged defects in materials or workmanship and the appropriate course of action to be taken.

The foregoing Warranty Claim Process only applies to claims made by owners of residences and buildings in which the warranted products are installed. Mountain Plumbing retailers/dealers and other customers who purchased products directly from Mountain Plumbing should follow Mountain Plumbing's Return Goods Authorization Policy then in effect.

4. GENERAL CONDITIONS.

This Limited Warranty applies only if the Mountain Plumbing product:

- Is purchased from an Authorized Mountain Plumbing Retailer/Dealer.
- Is selected, configured and installed by a licensed plumbing contractor according to the current installation instructions provided by Mountain Plumbing, if applicable.
- Remains in its originally installed location.
- Shows no evidence of misuse, tampering, mishandling, neglect, accidental damage, modification or repair without the approval of Mountain Plumbing.
- Is installed in accordance with then-applicable building, mechanical, plumbing, electrical, and other code requirements.

The Limited Warranty does NOT cover product failure or damage due to:

- Improper installation or modification including adjustments or corrections due to improper installation.
- Components not manufactured or sold by Mountain Plumbing.
- Any abnormal operating conditions.
- Exposure to conditions beyond reasonable installed conditions including but not limited to temperatures and/or pressures that exceed limitations printed on the product literature or installation instructions.
- Delivery by others.
- Accidents.
- Acts of God.
- Normal wear and tear.

5. EXCLUSIONS.

The Limited Warranty set forth in this document is the exclusive warranty (whether written or oral) applicable to Mountain Plumbing products, and no individual is authorized to modify or expand this Limited Warranty. All warranty claims must be made during the applicable warranty period unless otherwise specified.

MOUNTAIN PLUMBING HEREBY DISCLAIMS ANY WARRANTY NOT EXPRESSLY PROVIDED HEREIN, INCLUDING, WITHOUT LIMITATION, THE IMPLIED WARRANTIES OF MERCHANTABILITY AND FITNESS FOR A PARTICULAR PURPOSE. MOUNTAIN PLUMBING FURTHER DISCLAIMS ANY STATUTORY OR IMPLIED WARRANTY OF HABITABILITY.

In the event the applicable consumer law prohibits the disclaimer of an implied warranty, the above Limited Warranty shall not extend the time period of any such implied warranty. Some states do not allow limitations for consumers on how long an implied warranty lasts, so the above limitation may not be applicable.

6. LIMITATION OF LIABILITY.

EXCEPT AS OTHERWISE EXPRESSLY STATED IN THIS LIMITED WARRANTY, MOUNTAIN PLUMBING FURTHER DISCLAIMS ANY RESPONSIBILITY FOR LOSSES, EXPENSES, INCONVENIENCES, AND SPECIAL, INDIRECT, SECONDARY, INCIDENTAL OR CONSEQUENTIAL DAMAGES ARISING OUT OF OR RESULTING IN ANY MANNER FROM THE PRODUCTS COVERED HEREUNDER.

Some states do not allow the exclusion or limitation of incidental or consequential damages, so the above limitation may not be applicable. This Limited Warranty gives you specific legal rights, and you may have additional rights which vary from state to state.



SIZE DOES MATTER...UNDER THE SINK

Mailing Address:

Mountain Plumbing Products
PO Box 630008
Irving, TX 75063

Physical Address:

2611 Regent Boulevard
Suite 100
DFW Airport, TX 75261

Phone: 1 (972) 456-3273

Fax: 1 (972) 456-2719

info@mountainplumbing.com

rga@mountainplumbing.com

orders@mountainplumbing.com

www.mountainplumbing.com