




**RADOMONTE**  
- VENEZIA -



## 2025 PRICELIST



[aloredesign.com](http://aloredesign.com)  
[streamlinecanada.ca](http://streamlinecanada.ca)

# A Brand New Story To Tell



Radomonte is an Italian luxury brand of designer mixers, accessories and products for Wellness made of stainless steel. A vision that originates from the thirty years of experience in the production of mixers by GEDA, the parent company of the brand, to give shape to collections of high quality products that combine contemporary craftsmanship with technically innovative and environmentally friendly solutions. Geda products are produced of brass.

The result are design products that have been studied up to the smallest detail, where refined creativity and timeless charm coexist.

Creative research becomes an extreme act of freedom. The design of Radomonte products comes from a conscious and careful study of style, which then becomes an act of rebellion. We twist the geometries to reach the essence of the shape. Each product becomes the celebration of a story and manages to transform everyday life an extraordinary experience.

## **Functionality. Design. Innovation.**

Radomonte collections are born from the experience and creativity of Stefano Macchion - designer and founder of the brand - who, starting from the maturity of the company's skills in the production through the exclusive use of steel, wanted to give life to a project that celebrated the best of Made in Italy craftsmanship in the design tapware sector.

Radomonte products are made exclusively in stainless steel. An inert material, therefore able to remain unchanged over time. In fact, its extreme surface resistance protects it from the corrosive action of rust and external agents, guaranteeing an eternal duration.



Stefano Macchion - Designer & Founder

# TABLE OF CONTENTS

## RADOMONTE

AICO	p. 8
DIXI	p. 12
DORIN	p. 29
KATO	p. 47
KIRA	p. 59
MIRO	p. 101
TOKI	p. 125
TOOX	p. 139
ZERO	p. 153
ACCESSORIES	p. 193
POP UP DRAINS	p. 163

## Installation Instructions



## GEDA













DOGE	p. 24
HUGO	p. 37
KOE	p. 70
MACO	p. 82
MINIME	p. 92
TIBO	p. 111
PROJECT	p. 229
ACCESSORIES	p. 202
POP UP DRAINS	p. 163



WELLNESS	p. 167
KITCHEN	p. 216

RADOMONTE COLOUR GUIDE	p. 4
GEDA COLOUR GUIDE	p. 5
WARRANTY	p. 235

### Icons


 Product with reduced flow rate 5/16 Lt/min	 Product with separate hot and cold tap handles	 Product with 2 outlets (shower systems)
 Product with standard flow rate 20/26 Lt/min	 Product that can be installed vertically or horizontally	 Product with 3 outlets (shower systems)
 Product with high flow rate 30/40 Lt/min	 Product with mandatory built-in part The necessary article follows right after the product	 Product with 4 outlets (shower systems)
 Product with cold water opening position	 Product with 1 outlet	 Product with 5 outlets (shower systems)



# RADOMONTE FINISHES




Brushed stainless steel - S




Polished stainless steel - L




PVD brushed Carbon - CS



PVD brushed Roseè - RS



PVD brushed Gold - GS



PVD brushed Bronze finish - BS

## Finishes

**S** Brushed stainless steel

**L** Polished stainless steel

**CS** PVD brushed Carbon finish

**RS** PVD brushed Roseè finish

**GS** PVD brushed Gold finish

**BS** PVD brushed Bronze finish

## Zero Series

**SB** Brushed stainless steel + sandblasting

**LB** Polished stainless steel + sandblasting

**CSB** PVD brushed Carbon finish + sandblasting

**RSB** PVD brushed Roseè finish + sandblasting

**GSB** PVD brushed Gold finish + sandblasting

**BSB** PVD brushed Bronze finish + sandblasting

## Wellness Series

**NS** Outer frame brushed stainless steel + matt black plate

**NL** Outer frame polished stainless steel + matt black plate

**NCS** Outer frame PVD brushed Carbon finish + matt black plate

**NRS** Outer frame PVD brushed Roseè finish + matt black plate

**NGS** Outer frame PVD brushed Gold finish + matt black plate

**NBS** Outer frame PVD brushed Bronze finish + matt black plate

## Kàto Kitchen Series

**SR** Brushed stainless steel + red lever

**SN** Brushed stainless steel + black lever

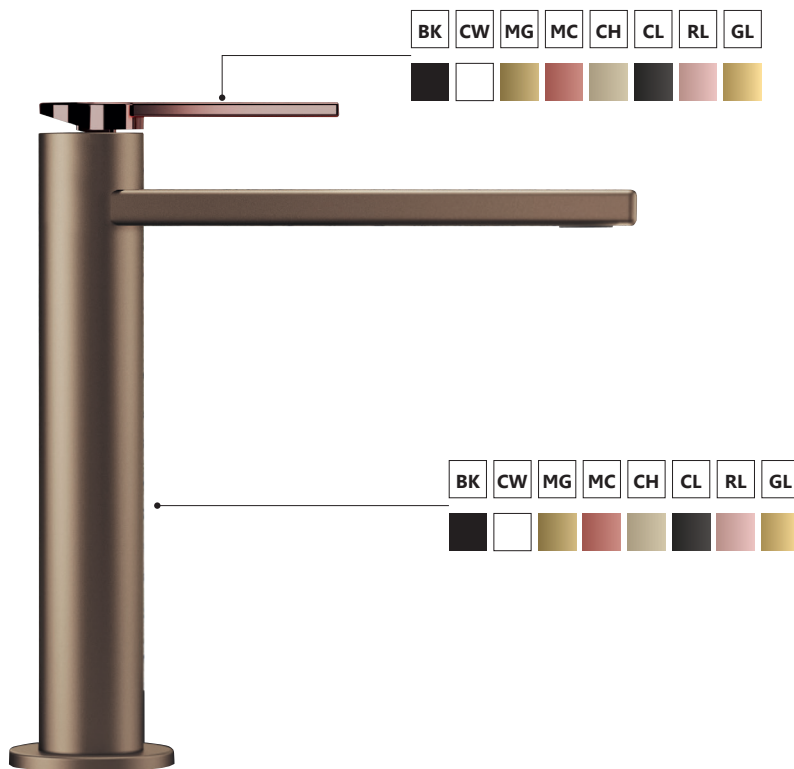
Pop up drains are not included with faucets, and must be purchased separately. See page 161 for options. The colors here indicated must be considered as an indication only.

The materials folder with the physical finishing samples can be ordered with code CAMPCOLOR at a net price of \$ 60.00.

## Finishes

<b>1</b> Chrome	<b>BK</b> Varnished Matt Black	<b>GM</b> Varnished Medium Grey
<b>8</b> Brushed Nickel	<b>CW</b> Varnished Matt White	<b>GG</b> Varnished Green Grey
<b>AO</b> PVD matte Anthracite	<b>MG</b> Varnished satin Gold	<b>GB</b> Varnished Blue Grey
<b>CL</b> PVD polished Carbon	<b>MC</b> Varnished satin Copper	<b>BI</b> Bicolor finish
<b>RL</b> PVD polished Roseè	<b>CH</b> Varnished satin Brass	<b>CO</b> Special varnished Corten Finish
<b>GL</b> PVD polished Gold	<b>CF</b> Varnished Gun Metal	<b>DB</b> Special varnished Dark Brass
	<b>GT</b> Varnished Light Dove	<b>OB</b> Special varnished Old Bronze

## MACÒ - BICOLOR



The Bicolor project allows you to create unique color combinations between the body and lever of your Macò mixer. You are free to choose from all our finishes, matt black and white, satin (gold, copper and brass) and polished PVD (carbon, roseè and gold).



**Please check with the company the feasibility of the processing, codes and lead time before confirming the order.**

Pop up drains are not included with faucets, and must be purchased separately. See page 161 for options.

Finishes in PVD, Matt varnishes, Satin and Special varnishes, Bicolor lead time upon request. Always check its feasibility before confirming the order to the customer.

The colors here indicated must be considered as an indication only.





**GEDA**

---

# Aico

AICO



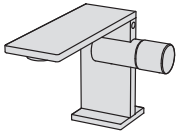
Extreme, geometric, contemporary.  
Sophisticated design meets technical excellence:  
a thickness of only seven millimeters for the spout.





# AICO

## Basin mixer

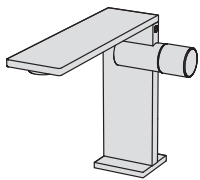
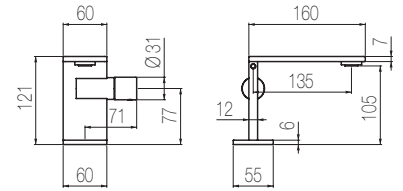


Single lever basin mixer without pop-up waste and drain

Code	Finishing	Price
<b>AIC1</b>	<b>S</b> Brushed Stainless Steel	\$ <b>2990</b>



2990 | 3185



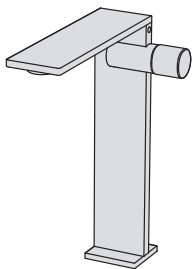
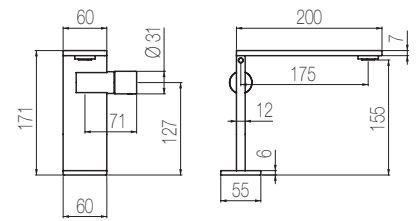
## Medium basin mixer

Single lever medium basin mixer without pop-up waste and drain

Code	Finishing	Price
<b>AIC2</b>	<b>S</b> Brushed Stainless Steel	\$ <b>3460</b>



3460 | 3850



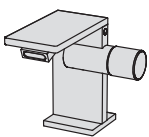
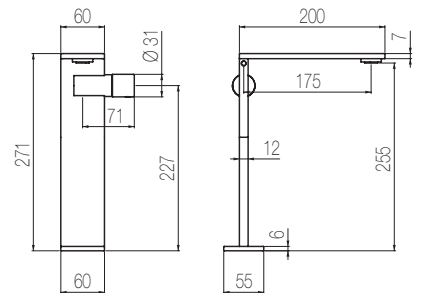
## High basin mixer

Single lever high basin mixer without pop-up waste and drain

Code	Finishing	Price
<b>AIC3</b>	<b>S</b> Brushed Stainless Steel	\$ <b>3980</b>



3980 | 4215



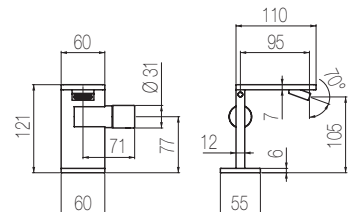
## Bidet

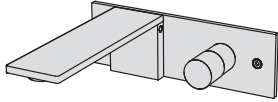
Single lever bidet mixer without pop-up waste and drain

Code	Finishing	Price
<b>AIC4</b>	<b>S</b> Brushed Stainless Steel	\$ <b>2990</b>



2990 | 3185





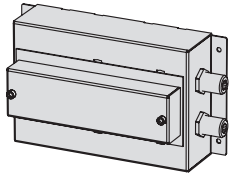
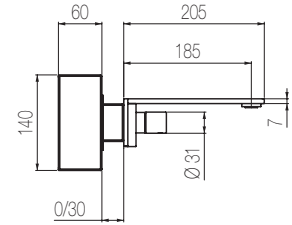
## Wall-mounted Basin mixer

External part built-in basin mixer with L=205 spout without pop-up waste and drain

Code	Finishing	Price
<b>AIN18</b>	<b>S</b> Brushed Stainless Steel	\$ <b>2950</b>

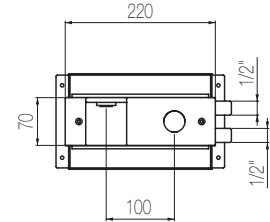


2950 | 3245



## Built-in part

Code	Price
<b>BOX18</b>	\$ <b>515</b>



## Thermostatic shower mixer with integrated 2-way diverter

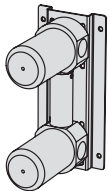
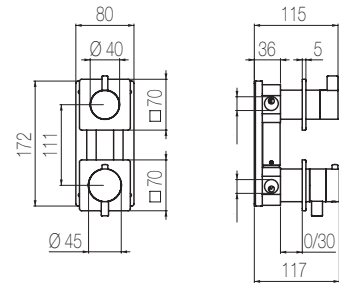
External part for built-in thermostatic shower mixer with integrated 2-way diverter

For both vertical and horizontal installation

Code	Finishing	Price
<b>TEQ92</b>	<b>S</b> Brushed Stainless Steel	\$ <b>1455</b>



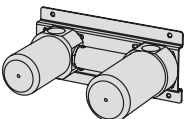
1455 | 1795



## Vertical Built-in part

Code	Finishing	Price
<b>INN2</b>	<b>S</b> Brushed Stainless Steel	\$ <b>1845</b>

1845 | 2030



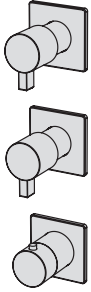
## Horizontal Built-in part

Code	Finishing	Price
<b>INN14</b>	<b>S</b> Brushed Stainless Steel	\$ <b>1845</b>

1845 | 2030



# AICO



## Thermostatic mixer with 2 manifolds

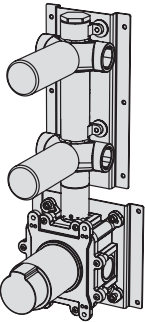
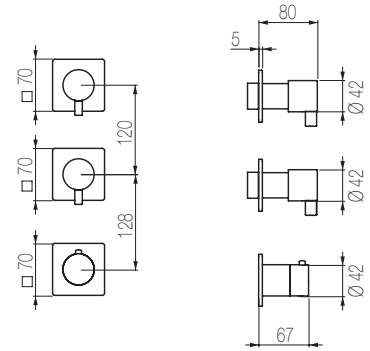
External part for thermostatic built-in mixer with 2 ways manifold - 3/4" connections

For both vertical and horizontal installation

Code	Finishing	Price
<b>TRN55</b>	<b>S</b> Brushed Stainless Steel	\$ <b>1775</b>



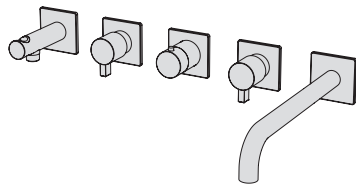
1775 | 1955



## Horizontal Built-in part

Code	Finishing	Price
<b>INN55</b>	<b>S</b> Brushed Stainless Steel	\$ <b>2670</b>

2670 | 2935



## High flow rate horizontal bath set

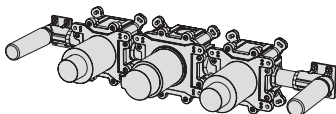
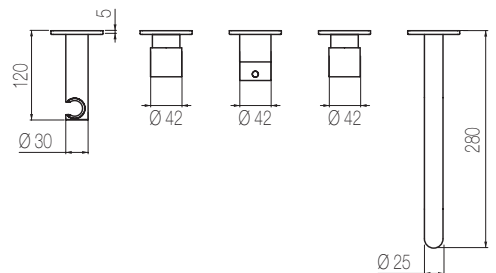
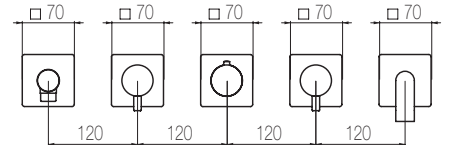
External part for wall-mounted horizontal bath group made of thermostatic mixer, fixed spout, 2 stop valves, and water connection with fixed shower holder, with 3/4" connections

To be completed with hand shower and flexible hose of your choice.  
See at pg. 189

Code	Finishing	Price
<b>TRN52</b>	<b>S</b> Brushed Stainless Steel	\$ <b>4190</b>



4190 | 4615



## Built-in part

Code	Finishing	Price
<b>INN52</b>	<b>S</b> Brushed Stainless Steel	\$ <b>2965</b>

2965 | 3260



---

# Dixi

DIXI



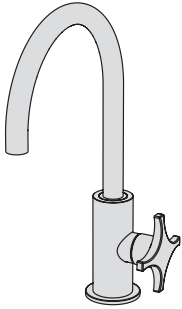
The iconic cross handle meets the suggestions of the New York Pop Art. A bathroom series for the most creative and contemporary personalities.



# DIXI

## Basin mixer

Single lever basin mixer without pop-up waste and drain

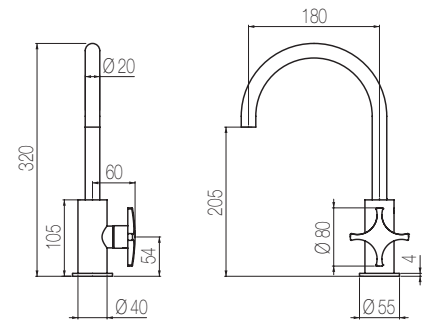


Code Finishing Price

**DXN1** S Brushed Stainless Steel \$ **3070**

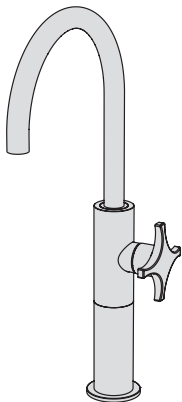


3070 3380 5095 5095 5095 5095



## High basin mixer

Single lever high basin mixer without pop-up waste and drain

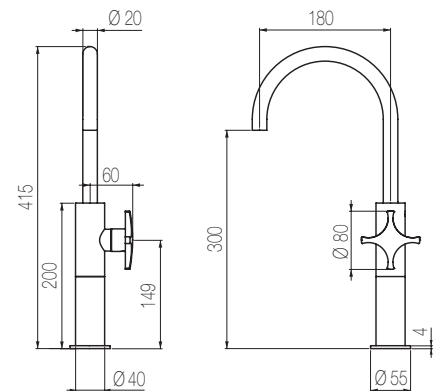


Code Finishing Price

**DXN3** S Brushed Stainless Steel \$ **3520**

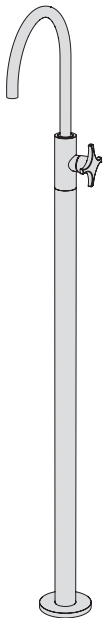


3520 3870 5840 5840 5840 5840



## Floor-standing basin mixer

Floor-standing basin mixer without pop-up waste and drain

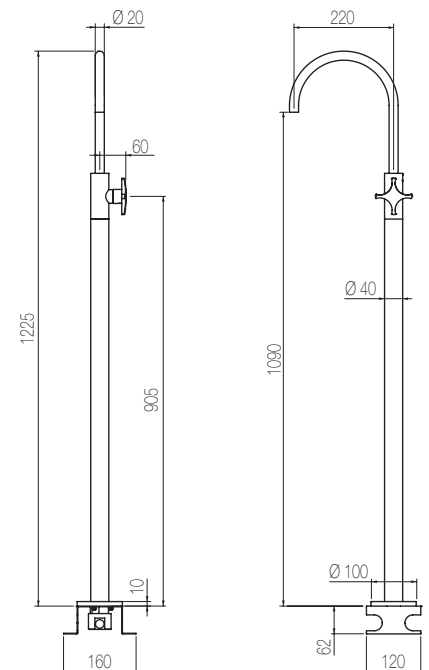


Code Finishing Price

**DXN14** S Brushed Stainless Steel \$ **4615**



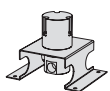
4615 5075 7655 2 2.219 2.219



## Built-in part

Code Finishing Price


**INC7** \$ **575**



# DIXI

## 3-hole basin group

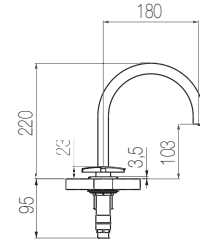
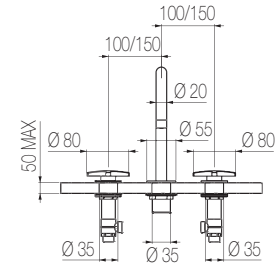
Three hole basin set with two remote controls with ceramic valves and swivel spout (160°) without pop-up waste and drain



Code	Finishing	Price
<b>DXN23</b>	<b>S</b> Brushed Stainless Steel	\$ <b>3280</b>

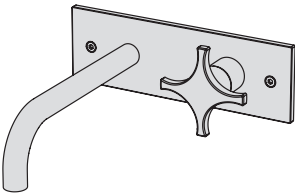


3280	3605	5440	5440	5440	5440
<b>S</b>	<b>L</b>	<b>CS</b>	<b>RS</b>	<b>GS</b>	<b>BS</b>



## Wall-mounted basin mixer

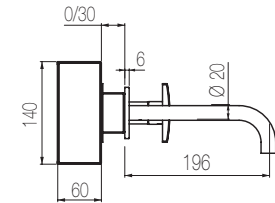
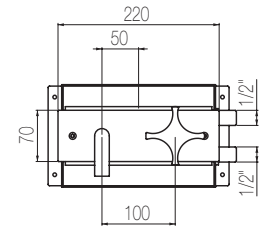
External part built-in basin mixer with L=190 spout and rectangular backplate without pop-up waste and drain



Code	Finishing	Price
<b>DXN21</b>	<b>S</b> Brushed Stainless Steel	\$ <b>3555</b>

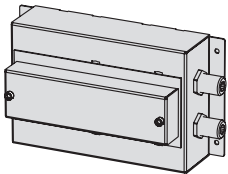


3555	3910	5900	5900	5900	5900
<b>S</b>	<b>L</b>	<b>CS</b>	<b>RS</b>	<b>GS</b>	<b>BS</b>



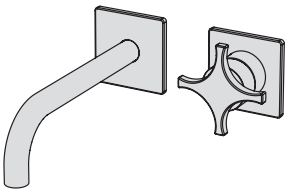
## Built-in part

Code	Finishing	Price
<b>BOX18</b>		\$ <b>515</b>



## Wall-mounted basin mixer

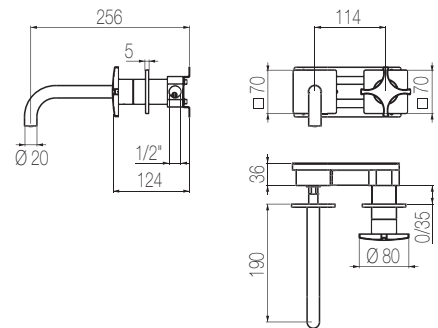
External part 2-hole built-in basin mixer with L=190 curved spout without pop-up waste and drain



Code	Finishing	Price
<b>DXN18</b>	<b>S</b> Brushed Stainless Steel	\$ <b>1985</b>



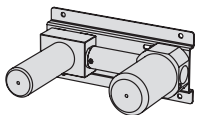
1985	2185	3300	3300	3300	3300
<b>S</b>	<b>L</b>	<b>CS</b>	<b>RS</b>	<b>GS</b>	<b>BS</b>



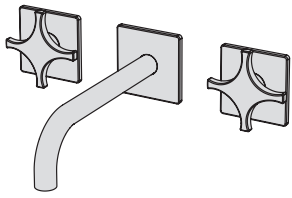
## Built-in part

Code	Finishing	Price
<b>INN18</b>	<b>S</b> Brushed Stainless Steel	\$ <b>1160</b>

1160	1275	1275	1275	1275	1275
<b>S</b>	<b>L</b>	<b>CS</b>	<b>RS</b>	<b>GS</b>	<b>BS</b>



# DIXI



## Wall-mounted basin tap

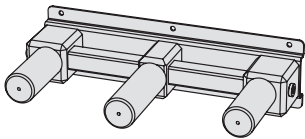
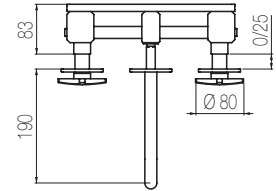
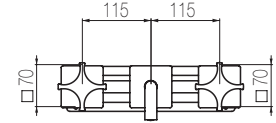
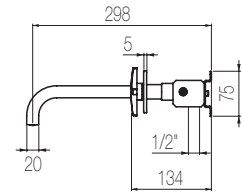
External part for 3-hole built-in basin set with l=190 mm curved spout without pop-up waste and drain

Code Finishing Price

**DXN28** S Brushed Stainless Steel \$ 3780



3780 | 4155 | 6270 | 6270 | 6270 | 6270




## Built-in part

Code Finishing Price

**INC28** S Brushed Stainless Steel \$ 1590

1590 | 1750 | 1750 | 1750 | 1750 | 1750



## Free-standing basin spout

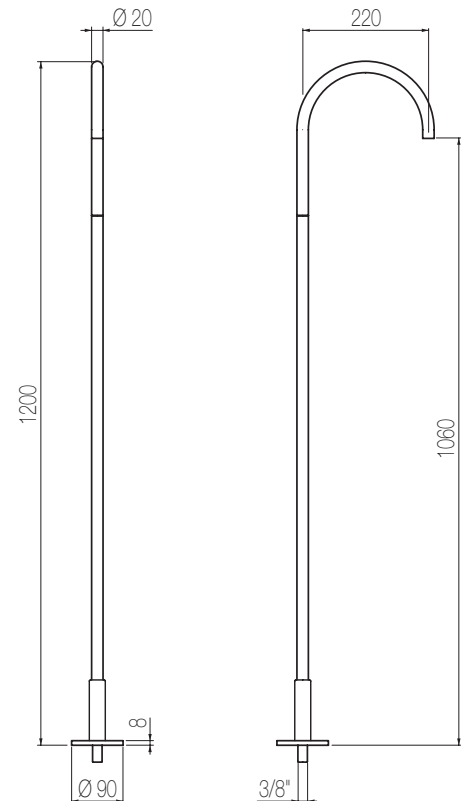
Floor-standing swivel basin spout

Code Finishing Price


**CHP50** S Brushed Stainless Steel \$ 2120



2120 | 2335 | 3525 | 3525 | 3525 | 3525



# DIXI



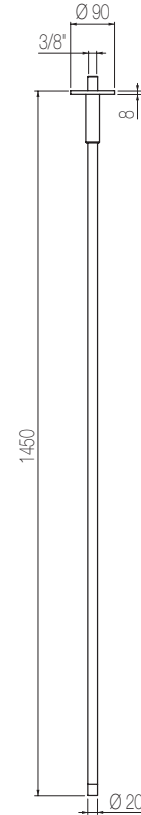
## Ceiling-mounted basin spout

Ceiling-mounted basin spout

Code	Finishing	Price
<b>CHS1</b>	<b>S</b> Brushed Stainless Steel	\$ <b>1980</b>



1980	2175	3290	3290	3290	3290
<b>S</b>	<b>L</b>	<b>CS</b>	<b>RS</b>	<b>GS</b>	<b>BS</b>



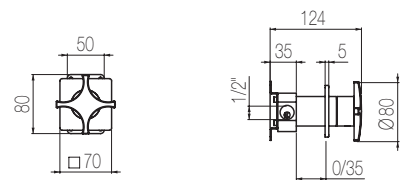
## Wall-mounted mixer

External part for wall-mounted single lever mixer

Code	Finishing	Price
<b>DIX8</b>	<b>S</b> Brushed Stainless Steel	\$ <b>1355</b>



1355	1490	2250	2250	2250	2250
<b>S</b>	<b>L</b>	<b>CS</b>	<b>RS</b>	<b>GS</b>	<b>BS</b>



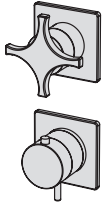
## Built-in part

Code	Finishing	Price
<b>INN8</b>	<b>S</b> Brushed Stainless Steel	\$ <b>685</b>

685	750	750	750	750	750
<b>S</b>	<b>L</b>	<b>CS</b>	<b>RS</b>	<b>GS</b>	<b>BS</b>

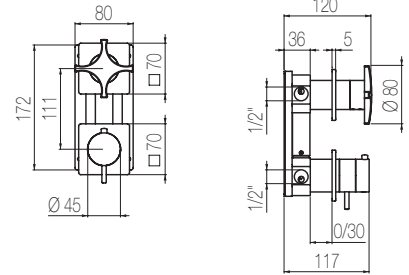


# DIXI



## Thermostatic shower mixer with integrated 2-way diverter

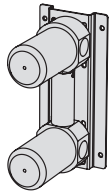
External part for built-in thermostatic shower mixer with integrated 2-ways diverter.  
For both vertical and horizontal installation



Code	Finishing	Price
<b>TEX92</b>	<b>S</b> Brushed Stainless Steel	\$ <b>2680</b>



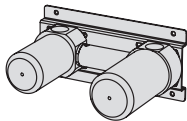
2680	2950	4450	4450	4450	4450
<b>S</b>	<b>L</b>	<b>CS</b>	<b>RS</b>	<b>GS</b>	<b>BS</b>



## Vertical Built-in part

Code	Finishing	Price
<b>INN2</b>	<b>S</b> Brushed Stainless Steel	\$ <b>1845</b>

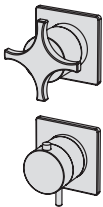
1845	2030	2030	2030	2030	2030
<b>S</b>	<b>L</b>	<b>CS</b>	<b>RS</b>	<b>GS</b>	<b>BS</b>



## Horizontal Built-in part

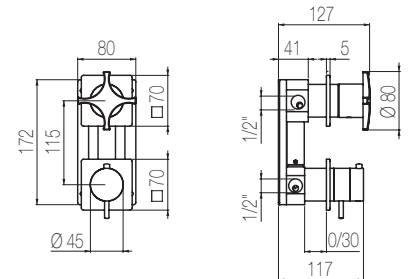
Code	Finishing	Price
<b>INN14</b>	<b>S</b> Brushed Stainless Steel	\$ <b>1845</b>

1845	2030	2030	2030	2030	2030
<b>S</b>	<b>L</b>	<b>CS</b>	<b>RS</b>	<b>GS</b>	<b>BS</b>



## Thermostatic shower mixer with integrated 3-way diverter

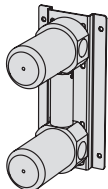
External part for built-in thermostatic shower mixer with integrated 3-ways diverter.  
For both vertical and horizontal installation



Code	Finishing	Price
<b>TEX93</b>	<b>S</b> Brushed Stainless Steel	\$ <b>2710</b>



2710	2980	4495	4495	4495	4495
<b>S</b>	<b>L</b>	<b>CS</b>	<b>RS</b>	<b>GS</b>	<b>BS</b>

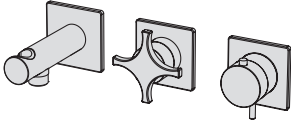


## Built-in part

Code	Finishing	Price
<b>INN3</b>	<b>S</b> Brushed Stainless Steel	\$ <b>1865</b>

1865	2055	2055	2055	2055	2055
<b>S</b>	<b>L</b>	<b>CS</b>	<b>RS</b>	<b>GS</b>	<b>BS</b>




# DIXI

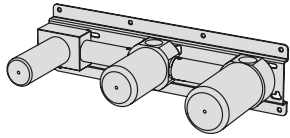
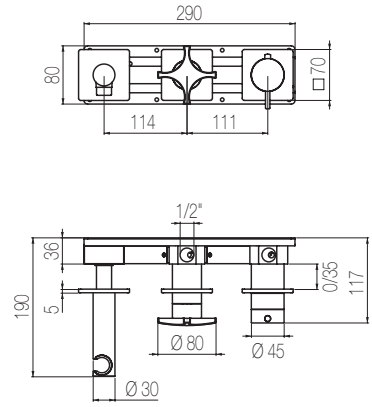


To be completed with hand shower and flexible hose of your choice. See at pg. 189

## Horizontal thermostatic shower set with 2-ways diverter

External part for thermostatic shower mixer with integrated 2-ways diverter and water connection with hand shower holder, for horizontal installation

Code	Finishing	Price
<b>TRX81</b>	<b>S</b> Brushed Stainless Steel	\$ <b>3380</b>
		
<b>3380</b>	<b>3720</b>	<b>5615</b>
<b>S</b>	<b>L</b>	<b>CS</b>
		<b>RS</b>
		<b>GS</b>
		<b>BS</b>





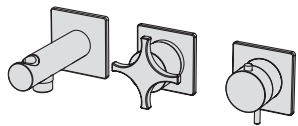
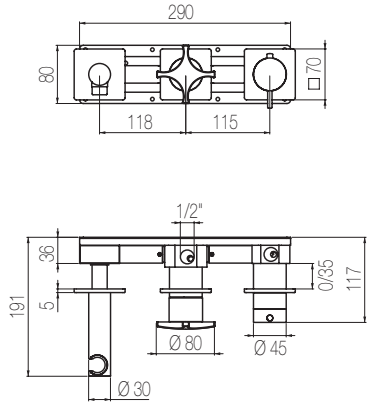
### Built-in part

Code	Finishing	Price
<b>INN17</b>	<b>S</b> Brushed Stainless Steel	\$ <b>2240</b>
<b>2240</b>	<b>2465</b>	<b>2465</b>
<b>S</b>	<b>L</b>	<b>CS</b>
		<b>RS</b>
		<b>GS</b>
		<b>BS</b>

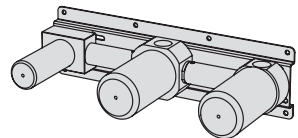
## Horizontal thermostatic shower set with 3-ways diverter

External part for thermostatic shower mixer with integrated 3-ways diverter and water connection with hand shower holder, for horizontal installation

Code	Finishing	Price
<b>TRX87</b>	<b>S</b> Brushed Stainless Steel	\$ <b>3405</b>
		
<b>3405</b>	<b>3745</b>	<b>5650</b>
<b>S</b>	<b>L</b>	<b>CS</b>
		<b>RS</b>
		<b>GS</b>
		<b>BS</b>



To be completed with hand shower and flexible hose of your choice. See at pg. 189






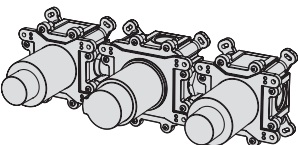
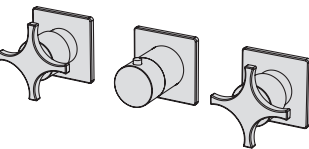
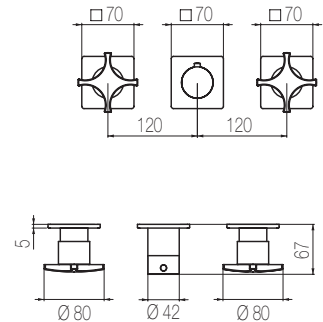
### Built-in part

Code	Finishing	Price
<b>INN20</b>	<b>S</b> Brushed Stainless Steel	\$ <b>2465</b>
<b>2465</b>	<b>2715</b>	<b>2715</b>
<b>S</b>	<b>L</b>	<b>CS</b>
		<b>RS</b>
		<b>GS</b>
		<b>BS</b>

## Thermostatic shower set with 2 stop valves

External part for thermostatic built-in mixer with two stop valves - 3/4" connections

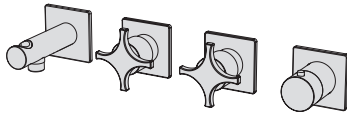
Code	Finishing	Price
<b>DXN60</b>	<b>S</b> Brushed Stainless Steel	\$ <b>3100</b>
		
<b>3100</b>	<b>3410</b>	<b>5145</b>
<b>S</b>	<b>L</b>	<b>CS</b>
		<b>RS</b>
		<b>GS</b>
		<b>BS</b>



### Built-in part

Code	Finishing	Price
<b>INN60</b>	<b>S</b> Brushed Stainless Steel	\$ <b>3180</b>
<b>3180</b>	<b>3500</b>	<b>3500</b>
<b>S</b>	<b>L</b>	<b>CS</b>
		<b>RS</b>
		<b>GS</b>
		<b>BS</b>

# DIXI



To be completed with hand shower and flexible hose of your choice. See at pg. 189

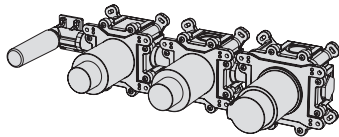
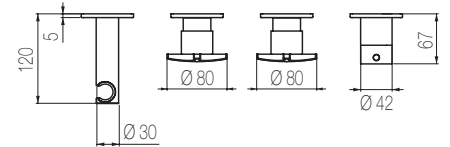
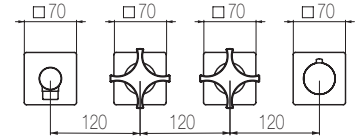
## High flow rate horizontal thermostatic set

External part for wall-mounted horizontal shower group made of thermostatic mixer, 2-ways manifold, stop valve, water connection with holder, with 3/4" connections

Code	Finishing	Price
<b>DXN51</b>	<b>S</b> Brushed Stainless Steel	\$ <b>4595</b>



4595	5070	7645	7645	7645	7645
<b>S</b>	<b>L</b>	<b>CS</b>	<b>RS</b>	<b>GS</b>	<b>BS</b>



### Built-in part

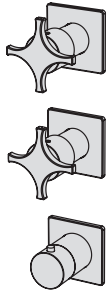
Code	Finishing	Price
<b>INN51</b>	<b>S</b> Brushed Stainless Steel	\$ <b>3270</b>

3270	3600	3600	3600	3600	3600
<b>S</b>	<b>L</b>	<b>CS</b>	<b>RS</b>	<b>GS</b>	<b>BS</b>

## Thermostatic mixer with 2 manifolds

External part for thermostatic built-in mixer with 2-ways manifold - 3/4" connections.

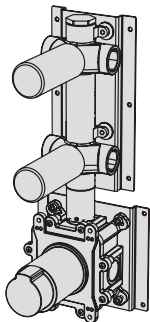
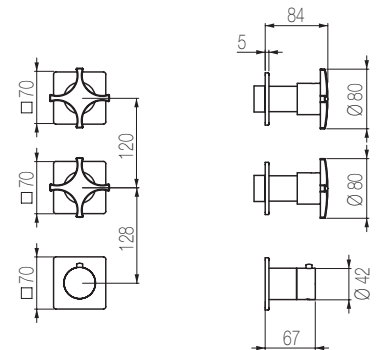
For both vertical and horizontal installation



Code	Finishing	Price
<b>DXN55</b>	<b>S</b> Brushed Stainless Steel	\$ <b>3865</b>



3865	4250	6415	6415	6415	6415
<b>S</b>	<b>L</b>	<b>CS</b>	<b>RS</b>	<b>GS</b>	<b>BS</b>

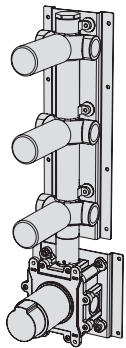
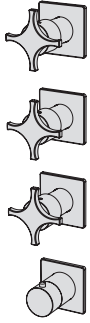


### Built-in part

Code	Finishing	Price
<b>INN55</b>	<b>S</b> Brushed Stainless Steel	\$ <b>2670</b>

2670	2935	2935	2935	2935	2935
<b>S</b>	<b>L</b>	<b>CS</b>	<b>RS</b>	<b>GS</b>	<b>BS</b>

# DIXI



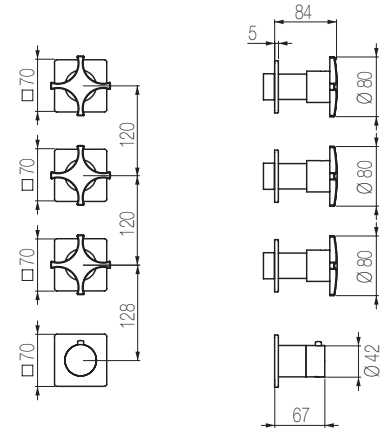
## Thermostatic mixer with 3 manifolds

External part for thermostatic built-in mixer with 3-ways manifold - 3/4" connections.  
For both vertical and horizontal installation

Code	Finishing	Price
<b>DXN56</b>	<b>S</b> Brushed Stainless Steel	\$ <b>4970</b>



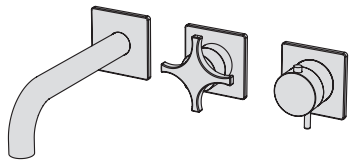
4970	5465	8245	8245	8245	8245
<b>S</b>	<b>L</b>	<b>CS</b>	<b>RS</b>	<b>GS</b>	<b>BS</b>



## Built-in part

Code	Finishing	Price
<b>INN56</b>	<b>S</b> Brushed Stainless Steel	\$ <b>3310</b>

3310	3645	3645	3645	3645	3645
<b>S</b>	<b>L</b>	<b>CS</b>	<b>RS</b>	<b>GS</b>	<b>BS</b>



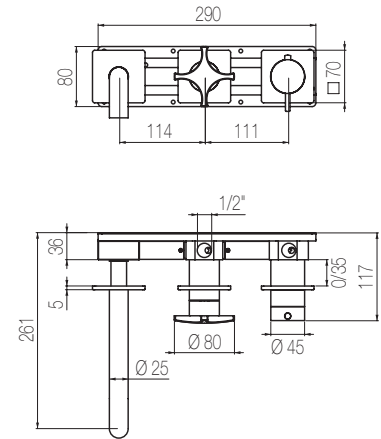
## Horizontal thermostatic bath set with 2-ways diverter

External part for thermostatic bath mixer with integrated 2-ways diverter and L=190 mm fixed spout, for horizontal installation

Code	Finishing	Price
<b>TRX84</b>	<b>S</b> Brushed Stainless Steel	\$ <b>3710</b>



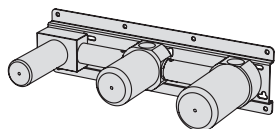
3710	4080	6160	6160	6160	6160
<b>S</b>	<b>L</b>	<b>CS</b>	<b>RS</b>	<b>GS</b>	<b>BS</b>



## Built-in part

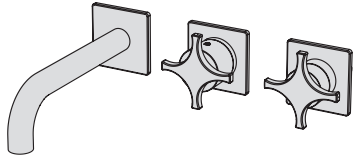
Code	Finishing	Price
<b>INN17</b>	<b>S</b> Brushed Stainless Steel	\$ <b>2240</b>

2240	2465	2465	2465	2465	2465
<b>S</b>	<b>L</b>	<b>CS</b>	<b>RS</b>	<b>GS</b>	<b>BS</b>

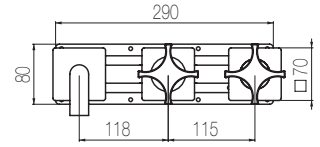


# DIXI

## Horizontal bath set with 3-ways diverter



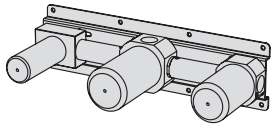
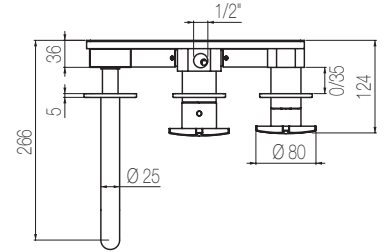
External part for manual bath mixer with integrated 3-ways diverter and L=190 mm fixed spout, for horizontal installation



Code	Finishing	Price
<b>DXN88</b>	<b>S</b> Brushed Stainless Steel	\$ <b>4070</b>



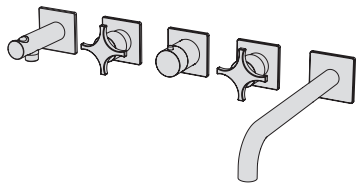
4070	4480	6760	6760	6760	6760
<b>S</b>	<b>L</b>	<b>CS</b>	<b>RS</b>	<b>GS</b>	<b>BS</b>



### Built-in part

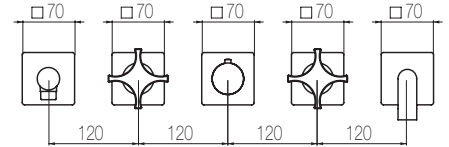
Code	Finishing	Price
<b>INN19</b>	<b>S</b> Brushed Stainless Steel	\$ <b>1850</b>

1850	2035	2035	2035	2035	2035
<b>S</b>	<b>L</b>	<b>CS</b>	<b>RS</b>	<b>GS</b>	<b>BS</b>



## High flow rate horizontal bath set

External part for wall-mounted horizontal bath group made of thermostatic mixer, fixed spout, 2 stop valves, and water connection with fixed shower holder, with 3/4" connections

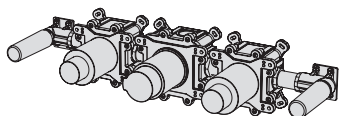
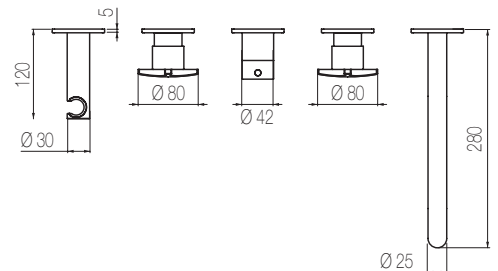


To be completed with hand shower and flexible hose of your choice.  
See at pg. 189

Code	Finishing	Price
<b>DXN52</b>	<b>S</b> Brushed Stainless Steel	\$ <b>5330</b>



5330	5865	8850	8850	8850	8850
<b>S</b>	<b>L</b>	<b>CS</b>	<b>RS</b>	<b>GS</b>	<b>BS</b>

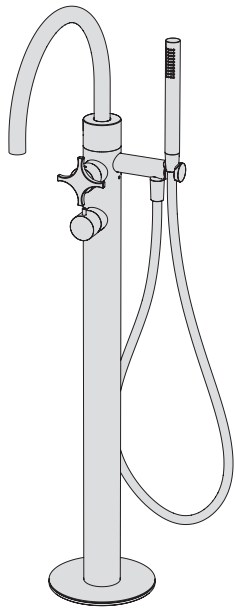


### Built-in part

Code	Finishing	Price
<b>INN52</b>	<b>S</b> Brushed Stainless Steel	\$ <b>2965</b>

2965	3260	3260	3260	3260	3260
<b>S</b>	<b>L</b>	<b>CS</b>	<b>RS</b>	<b>GS</b>	<b>BS</b>

# DIXI



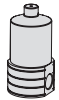
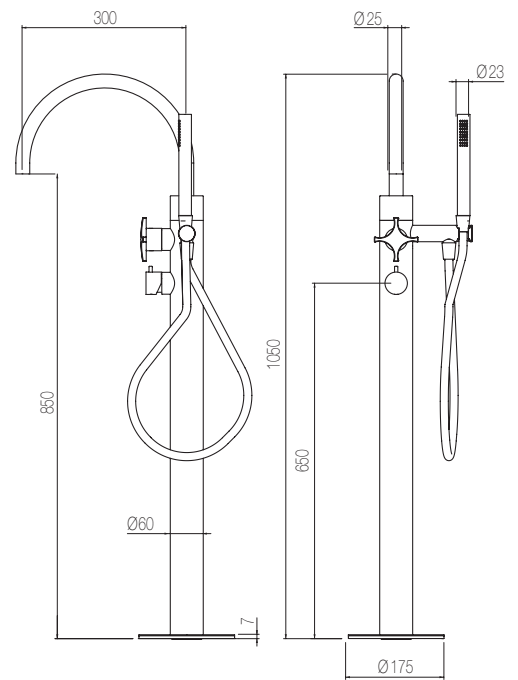
## Free-standing bath mixer

External part for free-standing bath group Ø60 with bridge-shaped spout and hand shower

Code	Finishing	Price
PVX99	S Brushed Stainless Steel	\$ 9555

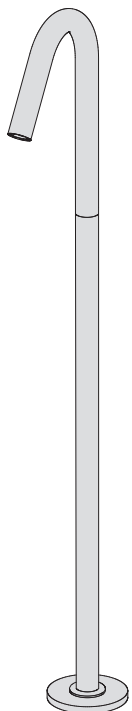


9555	10515	15865	15865	15865	15865
S	L	CS	RS	GS	BS



## Built-in part

Code	Finishing	Price
INV2		\$ 520

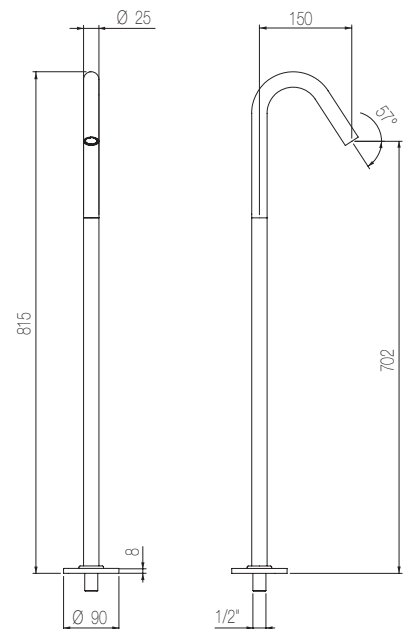


## Floor-mounted bath spout

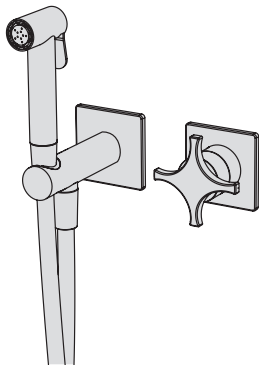
Floor-mounted bath spout

Code	Finishing	Price
CHV1	S Brushed Stainless Steel	\$ 2790

2790	3065	4625	4625	4625	4625
S	L	CS	RS	GS	BS



# DIXI



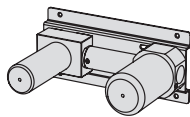
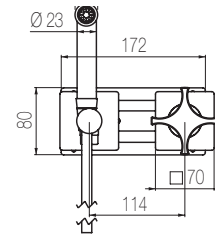
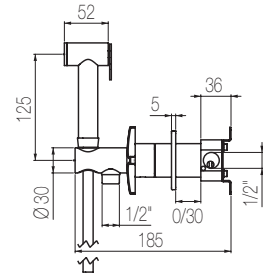
## Hydrobrush for personal hygiene

External part for wall-mounted multi-jet toilet hydrobrush **for personal hygiene** with integrated manual mixer

Code	Finishing	Price
<b>IDX4</b>	<b>S</b> Brushed Stainless Steel	\$ <b>1855</b>



1855	2040	3080	3080	3080	3080
<b>S</b>	<b>L</b>	<b>CS</b>	<b>RS</b>	<b>GS</b>	<b>BS</b>



## Built-in part

Code	Finishing	Price
<b>INN30</b>	<b>S</b> Brushed Stainless Steel	\$ <b>1160</b>

1160	1275	1275	1275	1275	1275
<b>S</b>	<b>L</b>	<b>CS</b>	<b>RS</b>	<b>GS</b>	<b>BS</b>



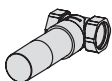
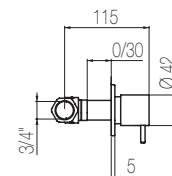
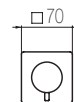
## Stop valve

External part for wall-mounted stop valve - 3/4" connection

Code	Finishing	Price
<b>ARR50</b>	<b>S</b> Brushed Stainless Steel	\$ <b>755</b>



755	830	1255	1255	1255	1255
<b>S</b>	<b>L</b>	<b>CS</b>	<b>RS</b>	<b>GS</b>	<b>BS</b>




## Built-in part

Code	Finishing	Price
<b>INC50</b>		\$ <b>515</b>

---

# Doge

DOGE



A refined Deco-style allure meets the timeless charm of Venice and pays tribute to its aesthetics and charms. Doge, a precious series with an elegant soul.





# DOGE



Single lever basin mixer without pop-up waste and drain

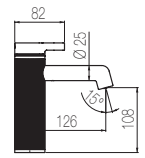
Code	Finishing	Price
<b>DGE1</b>	<b>1</b> Chrome	\$ <b>1385</b>



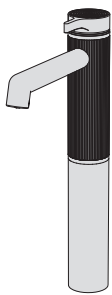
C10.00.0032



C13.00.0043



1385	2285	2010	2080
1	AO CL RL GL	BK CW	MG MC CH CF GT GM GG GB



High basin tap without pop-up waste and drain

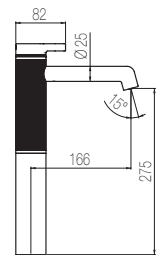
Code	Finishing	Price
<b>DGE3</b>	<b>1</b> Chrome	\$ <b>1935</b>



C10.00.0032



C13.00.0043



1935	3190	2795	2895
1	AO CL RL GL	BK CW	MG MC CH CF GT GM GG GB



Single lever bidet mixer without pop-up waste and drain

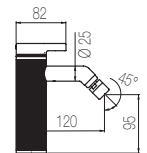
Code	Finishing	Price
<b>DGE14</b>	<b>1</b> Chrome	\$ <b>1450</b>



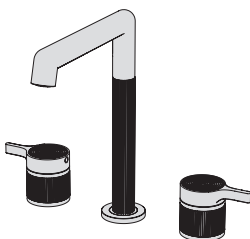
C10.00.0032



C13.00.0066



1450	2400	2110	2180
1	AO CL RL GL	BK CW	MG MC CH CF GT GM GG GB



3-hole basin group with two remote controls and high spout without drain

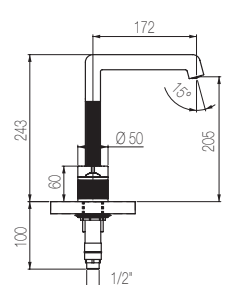
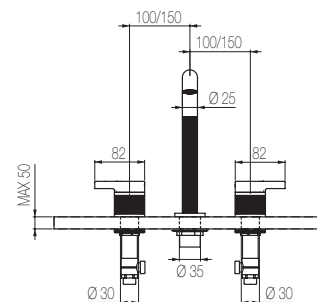
Code	Finishing	Price
<b>DGE13</b>	<b>1</b> Chrome	\$ <b>2115</b>



C34.00.0002  
C34.00.0008

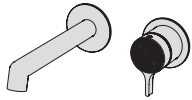


C13.00.0043



2115	3490	3065	3170
1	AO CL RL GL	BK CW	MG MC CH CF GT GM GG GB

# DOGE



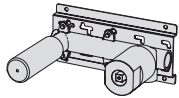
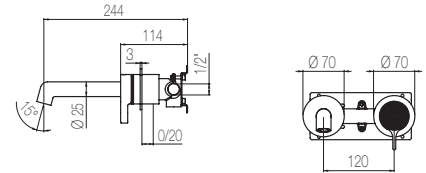
External part 2-hole built-in basin mixer with L=190 mm spout without drain

Code	Finishing	Price
DGE84	1 Chrome	\$ 845




C13.00.0065

845	1395	1225	1270
1	AO CL RL GL	BK CW	MG MC CH CF GT GM GG GB



## Built-in part

Code	Finishing	Price
IGN84		\$ 375



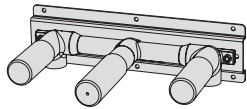
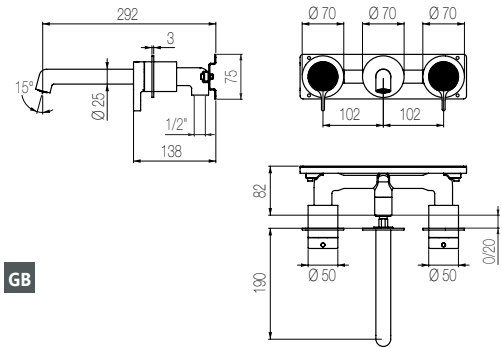
External part 3-hole basin tap with L=190 mm spout without drain

Code	Finishing	Price
DGE57	1 Chrome	\$ 1155



C13.00.0043

1155	1900	1670	1730
1	AO CL RL GL	BK CW	MG MC CH CF GT GM GG GB



## Built-in part

Code	Finishing	Price
IGN56		\$ 615



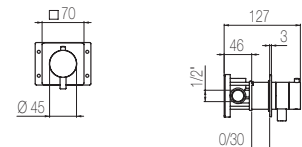
External part for coaxial thermostatic mixer

Code	Finishing	Price
ETM36	1 Chrome	\$ 575



C13.00.0043

575	950	835	865
1	AO CL RL GL	BK CW	MG MC CH CF GT GM GG GB



## Built-in part

Code	Finishing	Price
ITN36		\$ 575



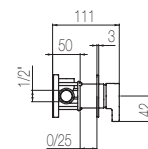
External part for 2-way diverter

Code	Finishing	Price
ED2D	1 Chrome	\$ 495



C13.00.0043

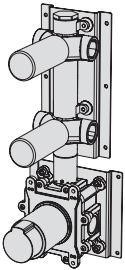
495	815	715	740
1	AO CL RL GL	BK CW	MG MC CH CF GT GM GG GB



## Built-in part

Code	Finishing	Price
IDN2		\$ 245

# DOGE

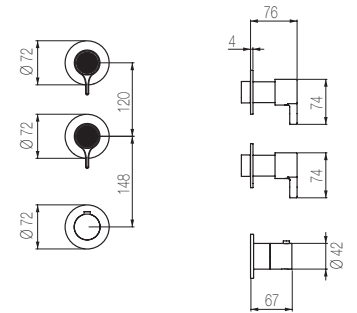


External part for high flow rate thermostatic shower mixer with 2 ways manifold

Code	Finishing	Price
<b>GGE41</b>	<b>1</b> Chrome	\$ <b>1885</b>



1885	3095	2730	2825
<b>1</b>	AO CL RL GL	BK CW	MG MC CH CF GT GM GG GB



## Built-in part

Code	Finishing	Price
<b>IGN41</b>		\$ <b>2825</b>

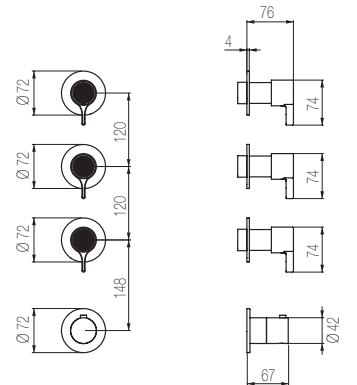
2825	4665	4100	4240
<b>1</b>	AO CL RL GL	BK CW	MG MC CH CF GT GM GG GB

External part for high flow rate thermostatic shower mixer with 3 ways manifold

Code	Finishing	Price
<b>GGE42</b>	<b>1</b> Chrome	\$ <b>2490</b>



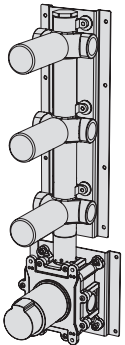
2490	4110	3610	3735
<b>1</b>	AO CL RL GL	BK CW	MG MC CH CF GT GM GG GB



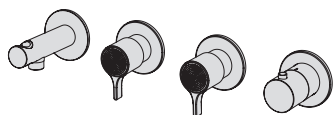
## Built-in part

Code	Finishing	Price
<b>IGN42</b>		\$ <b>2945</b>

2945	4860	4270	4420
<b>1</b>	AO CL RL GL	BK CW	MG MC CH CF GT GM GG GB



# DOGE

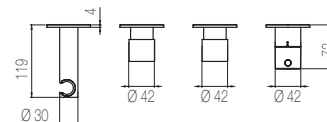
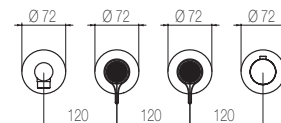


External part for high flow rate horizontal thermostatic shower mixer for 2 ways

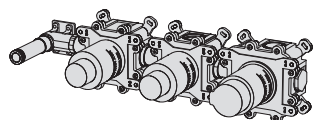
Code	Finishing	Price
<b>GGE51</b>	<b>1</b> Chrome	\$ <b>3625</b>



3625	5975	5255	5435
1	AO CL RL GL BK CW	MG MC CH CF	GT GM GG GB



For hand shower and flexible hose. See pg 185




## Built-in part

Code	Finishing	Price
<b>IGP51</b>	<b>1</b> Chrome	\$ <b>3345</b>

3345	5520	4850	5020
1	AO CL RL GL BK CW	MG MC CH CF	GT GM GG GB

External part for high flow rate horizontal thermostatic bath mixer for 2 ways

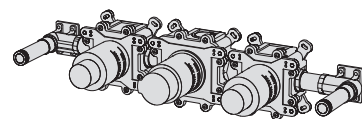
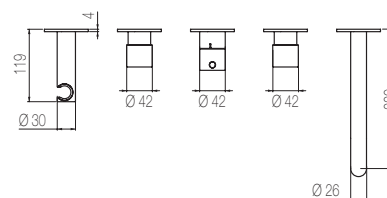
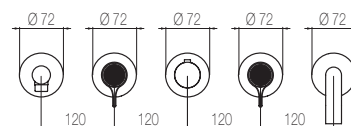


Code	Finishing	Price
<b>GGE52</b>	<b>1</b> Chrome	\$ <b>4595</b>



For hand shower and flexible hose. See pg 185

4595	7585	6665	6895
1	AO CL RL GL BK CW	MG MC CH CF	GT GM GG GB




## Built-in part

Code	Finishing	Price
<b>IGP52</b>	<b>1</b> Chrome	\$ <b>3630</b>

3630	5985	5255	5440
1	AO CL RL GL BK CW	MG MC CH CF	GT GM GG GB

# Dorin

DORIN

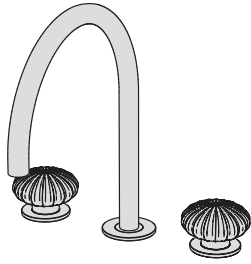


The Murano glass handles become a snapshot of an elegant and retro world.  
A story suspended in the timeless charm of the Venetian lagoon.

**IMPORTANT:** always indicate the finishing of the glass handle.  
Ice handle (**TR**), Amber handle (**TO**).



# DORIN



## 3-hole basin group

Three hole basin set with two remote controls with ceramic valves and bridge-shaped swivel spout (160°) without pop-up waste and drain

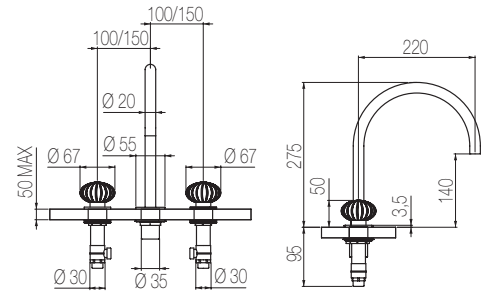
Code Finishing Price

**DOR23** S Brushed Stainless Steel \$ **2995**




2995 | 3360 | 5070 | 5070 | 5070 | 5070

S | L | CS | RS | GS | BS



**IMPORTANT:** always indicate the finishing of the glass handle. Ice handle (TR), Amber handle (TO). E.g.: DOR23 S TR



## Wall-mounted basin tap

External part for 3-hole built-in basin set with l=190 mm curved spout without pop-up waste and drain

Code Finishing Price

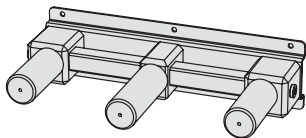
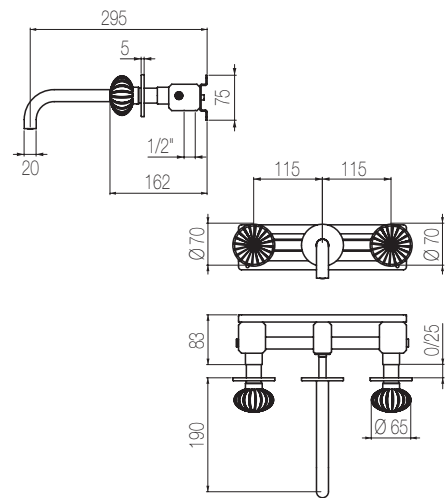
**DRN28** S Brushed Stainless Steel \$ **4365**



4365 | 4795 | 7245 | 7245 | 7245 | 7245

S | L | CS | RS | GS | BS

**IMPORTANT:** always indicate the finishing of the glass handle. Ice handle (TR), Amber handle (TO). E.g.: DRN28 S TR




## Built-in part

Code Finishing Price

**INC28** S Brushed Stainless Steel \$ **1590**

1590 | 1750 | 1750 | 1750 | 1750 | 1750

S | L | CS | RS | GS | BS



## Free-standing basin spout

Big floor-standing swivel basin spout

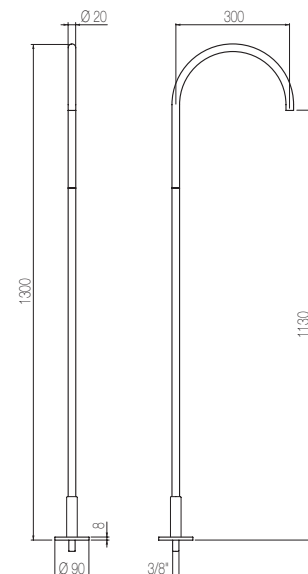
Code Finishing Price

**CHP51** S Brushed Stainless Steel \$ **2375**




2375 | 2615 | 3945 | 3945 | 3945 | 3945

S | L | CS | RS | GS | BS



# DORIN




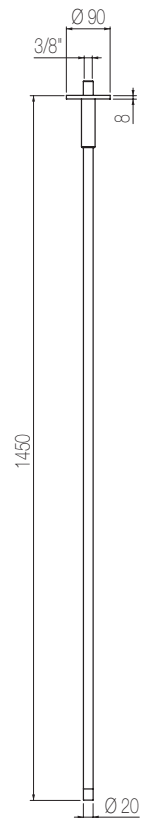
## Ceiling-mounted basin spout

Ceiling-mounted basin spout

Code	Finishing	Price
<b>CHS1</b>	<b>S</b> Brushed Stainless Steel	\$ <b>1980</b>



1980	2175	3290	3290	3290	3290
<b>S</b>	<b>L</b>	<b>CS</b>	<b>RS</b>	<b>GS</b>	<b>BS</b>



## Thermostatic shower mixer with integrated 2-way diverter

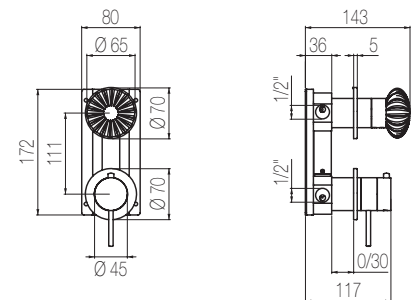
External part for built-in thermostatic shower mixer with integrated 2-ways diverter.

For both vertical and horizontal installation

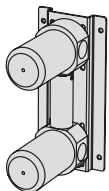
Code	Finishing	Price
<b>DOR54</b>	<b>S</b> Brushed Stainless Steel	\$ <b>1520</b>



1520	1670	2520	2520	2520	2520
<b>S</b>	<b>L</b>	<b>CS</b>	<b>RS</b>	<b>GS</b>	<b>BS</b>



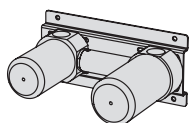
**IMPORTANT:** always indicate the finishing of the glass handle. Ice handle (**TR**), Amber handle (**TO**). E.g.: DOR52 S **TR**



## Vertical Built-in part

Code	Finishing	Price
<b>INN2</b>	<b>S</b> Brushed Stainless Steel	\$ <b>1845</b>

1845	2030	2030	2030	2030	2030
<b>S</b>	<b>L</b>	<b>CS</b>	<b>RS</b>	<b>GS</b>	<b>BS</b>



## Horizontal Built-in part

Code	Finishing	Price
<b>INN14</b>	<b>S</b> Brushed Stainless Steel	\$ <b>1845</b>


1845	2030	2030	2030	2030	2030
<b>S</b>	<b>L</b>	<b>CS</b>	<b>RS</b>	<b>GS</b>	<b>BS</b>

# DORIN

## Thermostatic shower mixer with integrated 3-way diverter

External part for built-in thermostatic shower mixer with integrated 3-ways diverter.

For both vertical and horizontal installation

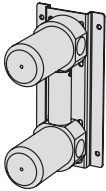
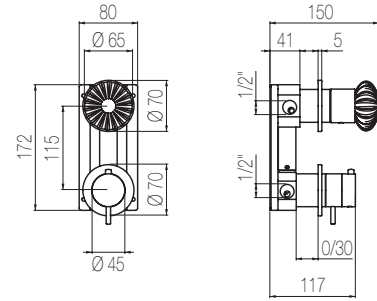


Code	Finishing	Price
<b>DOR53</b>	<b>S</b> Brushed Stainless Steel	\$ <b>1570</b>



1570	1730	2595	2595	2595	2595
<b>S</b>	<b>L</b>	<b>CS</b>	<b>RS</b>	<b>GS</b>	<b>BS</b>

**IMPORTANT:** always indicate the finishing of the glass handle. Ice handle (**TR**), Amber handle (**TO**). E.g.: DOR53 **S TR**




## Built-in part

Code	Finishing	Price
<b>INN3</b>	<b>S</b> Brushed Stainless Steel	\$ <b>1865</b>

1865	2055	2055	2055	2055	2055
<b>S</b>	<b>L</b>	<b>CS</b>	<b>RS</b>	<b>GS</b>	<b>BS</b>

## Horizontal thermostatic shower set with 3-ways diverter

External part for thermostatic shower mixer with integrated 3-ways diverter and water connection with hand shower holder, for horizontal installation



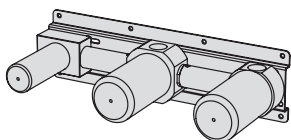
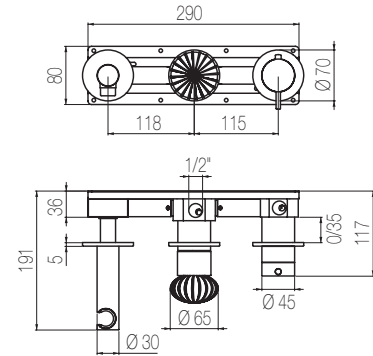
To be completed with hand shower and flexible hose of your choice. See at pg. 189

Code	Finishing	Price
<b>DOR87</b>	<b>S</b> Brushed Stainless Steel	\$ <b>2055</b>



2055	2260	3410	3410	3410	3410
<b>S</b>	<b>L</b>	<b>CS</b>	<b>RS</b>	<b>GS</b>	<b>BS</b>

**IMPORTANT:** always indicate the finishing of the glass handle. Ice handle (**TR**), Amber handle (**TO**). E.g.: DOR87 **S TR**




## Built-in part

Code	Finishing	Price
<b>INN20</b>	<b>S</b> Brushed Stainless Steel	\$ <b>2465</b>

2465	2715	2715	2715	2715	2715
<b>S</b>	<b>L</b>	<b>CS</b>	<b>RS</b>	<b>GS</b>	<b>BS</b>



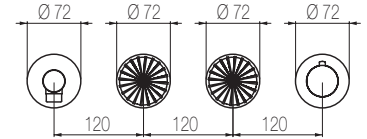
# DORIN



To be completed with hand shower and flexible hose of your choice. See at pg. 189

## High flow rate horizontal thermostatic set

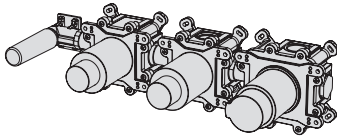
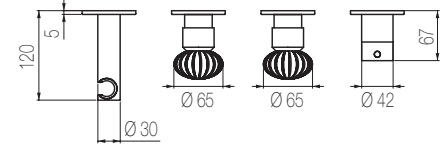
External part for wall-mounted horizontal shower group made of thermostatic mixer, 2-ways manifold, stop valve, water connection with holder, with 3/4" connections



Code	Finishing	Price
<b>DRN51</b>	<b>S</b> Brushed Stainless Steel	\$ <b>4245</b>



4245	4670	7045	7045	7045	7045
<b>S</b>	<b>L</b>	<b>CS</b>	<b>RS</b>	<b>GS</b>	<b>BS</b>



## Built-in part

Code	Finishing	Price
<b>INN51</b>	<b>S</b> Brushed Stainless Steel	\$ <b>3270</b>

3270	3600	3600	3600	3600	3600
<b>S</b>	<b>L</b>	<b>CS</b>	<b>RS</b>	<b>GS</b>	<b>BS</b>

## Thermostatic mixer with 2 manifolds

External part for thermostatic built-in mixer with 2-ways manifold - 3/4" connections.

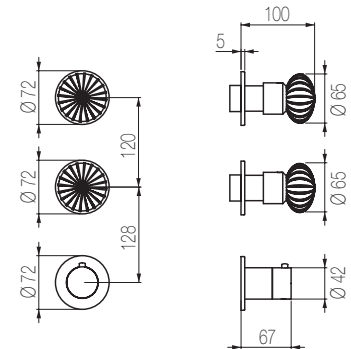
For both vertical and horizontal installation



Code	Finishing	Price
<b>DRN55</b>	<b>S</b> Brushed Stainless Steel	\$ <b>2880</b>



2880	3170	4780	4780	4780	4780
<b>S</b>	<b>L</b>	<b>CS</b>	<b>RS</b>	<b>GS</b>	<b>BS</b>

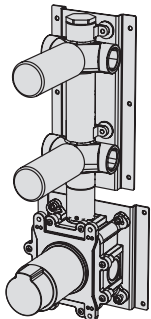


**IMPORTANT:** always indicate the finishing of the glass handle. Ice handle (TR), Amber handle (TO). E.g.: DRN55 S TR


## Built-in part

Code	Finishing	Price
<b>INN55</b>	<b>S</b> Brushed Stainless Steel	\$ <b>2670</b>

2670	2935	2935	2935	2935	2935
<b>S</b>	<b>L</b>	<b>CS</b>	<b>RS</b>	<b>GS</b>	<b>BS</b>



# DORIN



## Thermostatic mixer with 3 manifolds

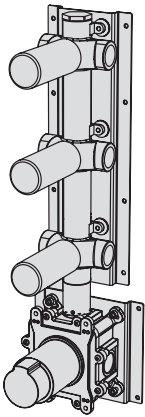
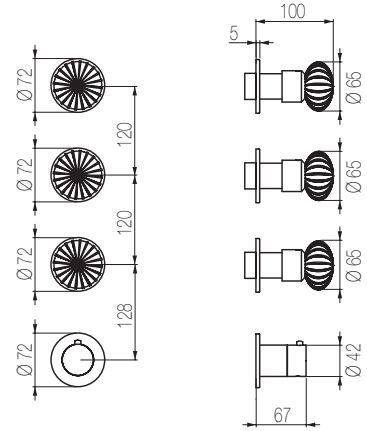
External part for thermostatic built-in mixer with 3-ways manifold - 3/4" connections.  
For both vertical and horizontal installation

Code	Finishing	Price
<b>DRN56</b>	<b>S</b> Brushed Stainless Steel	\$ <b>3675</b>



3675	4045	6100	6100	6100	6100
<b>S</b>	<b>L</b>	<b>CS</b>	<b>RS</b>	<b>GS</b>	<b>BS</b>

**IMPORTANT:** always indicate the finishing of the glass handle.  
Ice handle (**TR**), Amber handle (**TO**). E.g.: DRN56 **S TR**




## Built-in part

Code	Finishing	Price
<b>INN56</b>	<b>S</b> Brushed Stainless Steel	\$ <b>3310</b>

3310	3645	3645	3645	3645	3645
<b>S</b>	<b>L</b>	<b>CS</b>	<b>RS</b>	<b>GS</b>	<b>BS</b>

## Horizontal bath set with 2-ways diverter



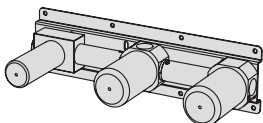
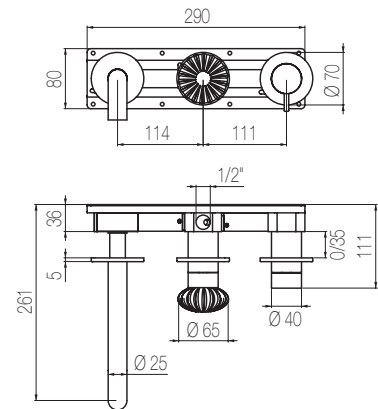
External part for manual bath mixer with integrated 2-ways diverter and L=190 mm fixed spout, for horizontal installation

Code	Finishing	Price
<b>DOR82</b>	<b>S</b> Brushed Stainless Steel	\$ <b>2090</b>



2090	2300	3470	3470	3470	3470
<b>S</b>	<b>L</b>	<b>CS</b>	<b>RS</b>	<b>GS</b>	<b>BS</b>

**IMPORTANT:** always indicate the finishing of the glass handle.  
Ice handle (**TR**), Amber handle (**TO**). E.g.: DRN82 **S TR**




## Built-in part

Code	Finishing	Price
<b>INN16</b>	<b>S</b> Brushed Stainless Steel	\$ <b>1640</b>

1640	1805	1805	1805	1805	1805
<b>S</b>	<b>L</b>	<b>CS</b>	<b>RS</b>	<b>GS</b>	<b>BS</b>

# DORIN



## Horizontal thermostatic bath set with 2-ways diverter

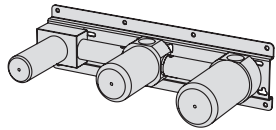
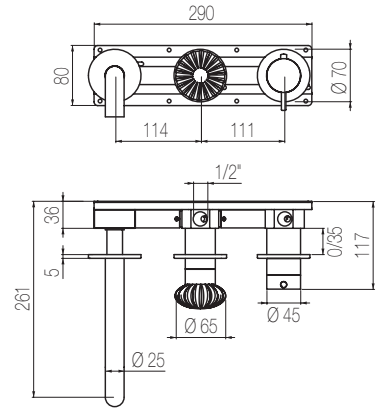
External part for thermostatic bath mixer with integrated 2-ways diverter and L=190 mm fixed spout, for horizontal installation

Code	Finishing	Price
<b>DOR84</b>	<b>S</b> Brushed Stainless Steel	\$ <b>2370</b>



2370	2610	3935	3935	3935	3935
<b>S</b>	<b>L</b>	<b>CS</b>	<b>RS</b>	<b>GS</b>	<b>BS</b>

**IMPORTANT:** always indicate the finishing of the glass handle. Ice handle (**TR**), Amber handle (**TO**). E.g.: DRN84 **S TR**



## Built-in part

Code	Finishing	Price
<b>INN17</b>	<b>S</b> Brushed Stainless Steel	\$ <b>2240</b>

2240	2465	2465	2465	2465	2465
<b>S</b>	<b>L</b>	<b>CS</b>	<b>RS</b>	<b>GS</b>	<b>BS</b>

## High flow rate horizontal bath set

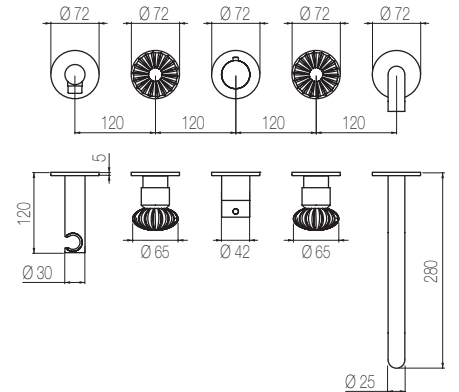
External part for wall-mounted horizontal bath group made of thermostatic mixer, fixed spout, 2 stop valves, and water connection with fixed shower holder, with 3/4" connections

Code	Finishing	Price
<b>DRN52</b>	<b>S</b> Brushed Stainless Steel	\$ <b>5020</b>

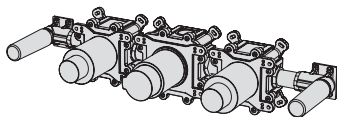


5020	5525	8330	8330	8330	8330
<b>S</b>	<b>L</b>	<b>CS</b>	<b>RS</b>	<b>GS</b>	<b>BS</b>

**IMPORTANT:** always indicate the finishing of the glass handle. Ice handle (**TR**), Amber handle (**TO**). E.g.: DRN52 **S TR**



To be completed with hand shower and flexible hose of your choice. See at pg. 189



## Built-in part

Code	Finishing	Price
<b>INN52</b>	<b>S</b> Brushed Stainless Steel	\$ <b>2965</b>

2965	3260	3260	3260	3260	3260
<b>S</b>	<b>L</b>	<b>CS</b>	<b>RS</b>	<b>GS</b>	<b>BS</b>

## Stop valve

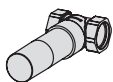
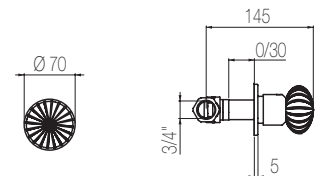
External part for wall-mounted stop valve - 3/4" connection

Code	Finishing	Price
<b>DOR50</b>	<b>S</b> Brushed Stainless Steel	\$ <b>810</b>



810	895	1345	1345	1345	1345
<b>S</b>	<b>L</b>	<b>CS</b>	<b>RS</b>	<b>GS</b>	<b>BS</b>

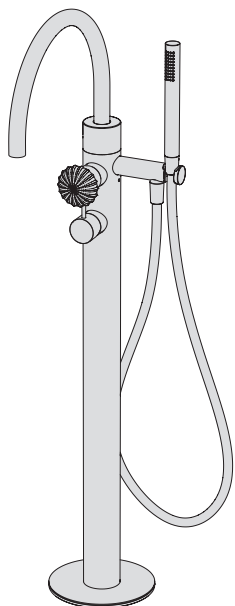
**IMPORTANT:** always indicate the finishing of the glass handle. Ice handle (**TR**), Amber handle (**TO**). E.g.: DOR50 **S TR**



## Built-in part

Code	Finishing	Price
<b>INC50</b>	<b>S</b> Brushed Stainless Steel	\$ <b>515</b>

# DORIN



## Free-standing bath mixer

External part for free-standing bath group Ø60 with bridge-shaped spout and hand shower

Code Finishing Price

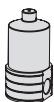
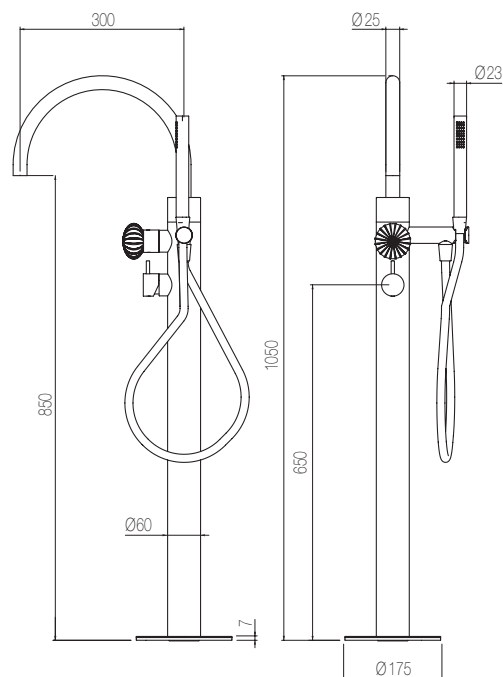
**PVD99** S Brushed Stainless Steel \$ **9075**



9075 9980 15065 15065 15065 15065



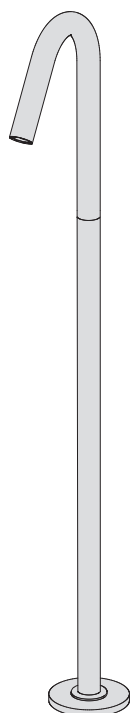
**IMPORTANT:** always indicate the finishing of the glass handle. Ice handle (TR), Amber handle (TO). E.g.: PVD99 S TR



## Built-in part

Code Finishing Price

**INV2** \$ **520**



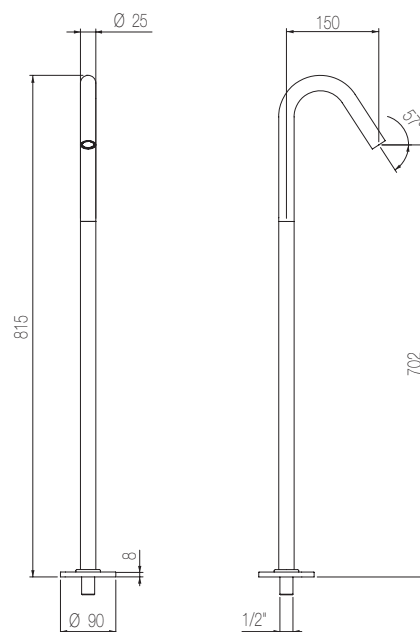
## Floor-mounted bath spout

Floor-mounted bath spout

Code Finishing Price

**CHV1** S Brushed Stainless Steel \$ **2790**

2790 3065 4625 4625 4625 4625



---

# Hugò

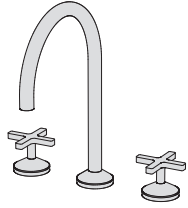
HUGÒ



Hugò reinvents in contemporary style one of the most popular classic shapes, the cross-shaped handle. A collection where fluid lines find a breaking point in the shape of the handle, creating a contrast full of character.

  
GEDA

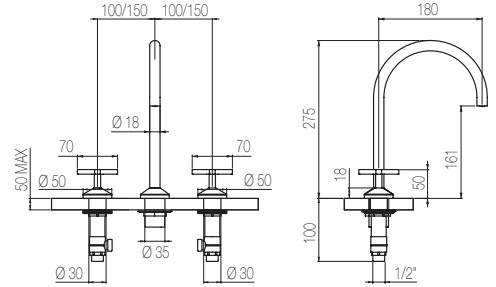
# HUGÒ



## 3-hole basin set

3-hole basin group with two remote controls on deck with 1/2" ceramic valves and high spout without pop-up waste and drain

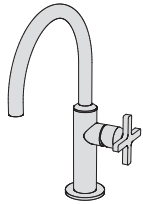
Code	Finishing	Price
<b>HUG13</b>	1 Chrome	\$ 2015



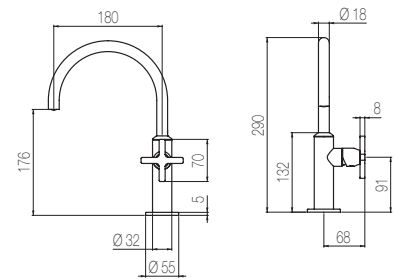
2015	2620	3320	2920	3020	3220
1	8	AO CL RL GL	BK CW	MG MC CH CF GT GM GG GB	OB DB CO

## Basin mixer

Single lever basin mixer without pop-up waste and drain



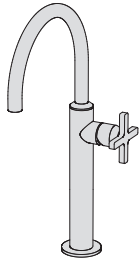
Code	Finishing	Price
<b>HUG1</b>	1 Chrome	\$ 1060



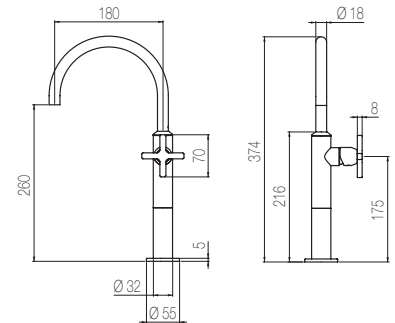
1060	1375	1745	1535	1590	1695
1	8	AO CL RL GL	BK CW	MG MC CH CF GT GM GG GB	OB DB CO

## High basin mixer

Single lever high basin mixer without pop-up waste and drain



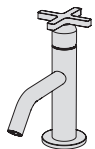
Code	Finishing	Price
<b>HUG3</b>	1 Chrome	\$ 1280



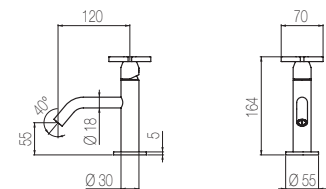
1280	1670	2135	1860	1925	2055
1	8	AO CL RL GL	BK CW	MG MC CH CF GT GM GG GB	OB DB CO

## Basin mixer

Single lever basin mixer without pop-up waste and drain

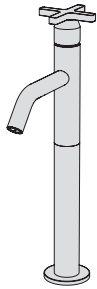


Code	Finishing	Price
<b>HUG2</b>	1 Chrome	\$ 1105



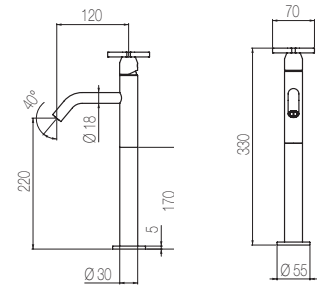
1105	1440	1825	1605	1660	1770
1	8	AO CL RL GL	BK CW	MG MC CH CF GT GM GG GB	OB DB CO

## High basin mixer



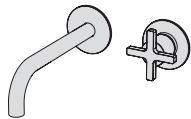
Single lever high basin mixer without pop-up waste and drain

Code	Finishing	Price
<b>HUG4</b>	<b>1</b> Chrome	\$ <b>1105</b>



1105	1440	1835	1605	1660	1770
1	8	AO CL RL GL	BK CW	MG MC CH CF GT GM GG GB	OB DB CO

## Wall basin mixer with short spout

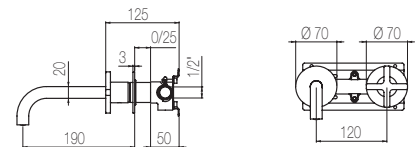


2-hole basin group with wall remote control and **short spout** without pop-up waste and drain

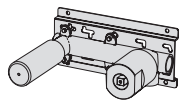
Code	Finishing	Price
<b>HGN84</b>	<b>1</b> Chrome	\$ <b>895</b>



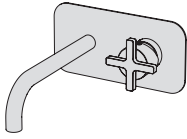
895	1165	1475	1300	1345	1435
1	8	AO CL RL GL	BK CW	MG MC CH CF GT GM GG GB	OB DB CO



## Built-in part



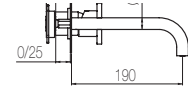
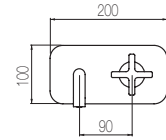
Code	Finishing	Price
<b>IGN84</b>	<b>1</b> Chrome	\$ <b>375</b>



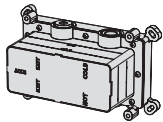
## Wall basin mixer with short spout

Single lever built-in basin group with **short spout**

Code	Finishing	Price
<b>HUG88</b>	1 Chrome	\$ 1485



1485	1930	2465	2155	2230	2375
1	8	AO CL RL GL	BK CW	MG MC CH CF GT GM GG GB	OB DB CO



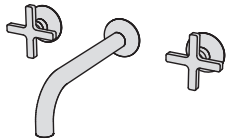
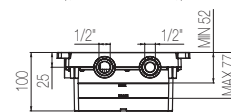
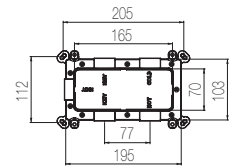
## Built-in part

Built-in part for Multipurpose universal mixer

Max flow rate at 3 bar (free way out)

Way out m 26,0

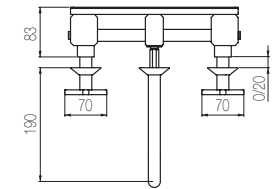
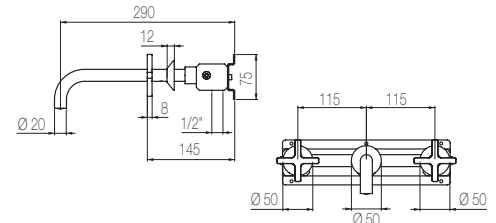
Code	Finishing	Price
<b>MUL1</b>		\$ 710



## Wall basin tap with medium spout

Built-in tap set with two remote controls with 1/2" ceramic valves and l=190 mm spout without pop-up waste and drain

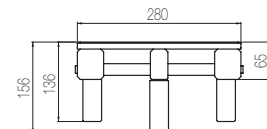
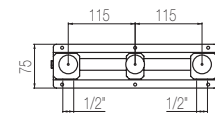
Code	Finishing	Price
<b>HGN57</b>	1 Chrome	\$ 1395



1395	1825	2320	2035	2110	2245
1	8	AO CL RL GL	BK CW	MG MC CH CF GT GM GG GB	OB DB CO

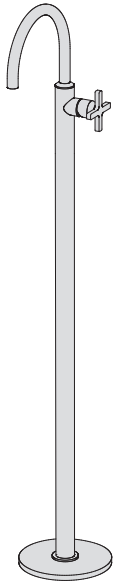
## Built-in part

Code	Finishing	Price
<b>ISN56</b>	1 Chrome	\$ 615





# HUGÒ



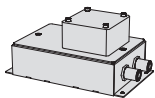
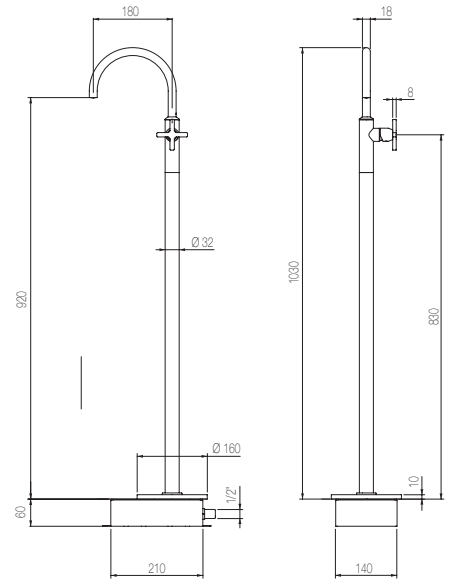
## Free-standing basin mixer

Free-standing basin mixer without pop-up waste and drain

Code	Finishing	Price
<b>HUG19</b>	<b>1</b> Chrome	\$ <b>3135</b>

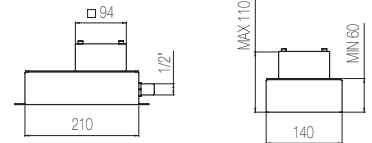


3135	4075	5170	4545
1	8	AO CL RL GL BK CW	
4705		5015	
MG MC CH CF GT GM GG GB	OB DB CO		



## Built-in part

Code	Finishing	Price
<b>IST19</b>		\$ <b>520</b>



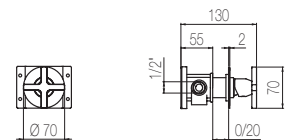
## Wall-mounted mixer

Single lever wall-mounted mixer

Code	Finishing	Price
<b>HUG38</b>	<b>1</b> Chrome	\$ <b>495</b>



495	645	815	715	740	790
1	8	AO CL RL GL BK CW	MG MC CH CF GT GM GG GB	OB DB CO	



## Built-in part

Max flow rate at 3 bar (free way out)

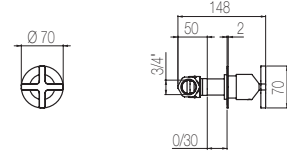
Way out m 16,0

Code	Finishing	Price
<b>ISN38</b>	<b>1</b> Chrome	\$ <b>215</b>



## 3/4" stop valve

Wall-mounted built-in stop valve with 3/4" connection



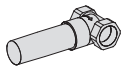
Code	Finishing	Price
<b>RAH40</b>	1 Chrome	\$ <b>585</b>



585	765	975	850	880	940
1	8	AO CL RL GL	BK CW	MG MC CH CF GT GM GG GB	OB DB CO

## Built-in part

Max flow rate at 3 bar (free way out)



Way out m 40,0

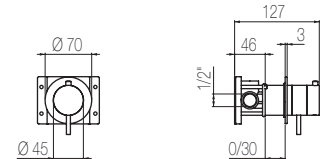


Code	Finishing	Price
<b>IGP40</b>		\$ <b>335</b>



## Thermostatic valve

External part for coaxial thermostatic mixer



Code	Finishing	Price
<b>ETT36</b>	L Chrome	\$ <b>510</b>



510	660	840	735	765	810
1	8	AO CL RL GL	BK CW	MG MC CH CF GT GM GG GB	OB DB CO

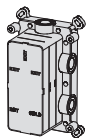


## Built-in part

Code	Finishing	Price
<b>ITN36</b>		\$ <b>575</b>

## Multiplo – Universal built-in box

**MULTIPL0** is the new universal built-in box supplied with all Geda series. It can be used with every aesthetic, for mixers with 1, 2 or 3 outlets, and for both manual and thermostatic mixers.

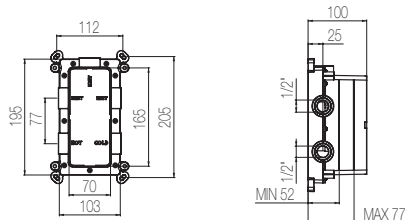


### Multiplo built-in part

Built-in part for Multiplo universal mixer

Max flow rate at 3 bar (free way out)

Way out m 26,0

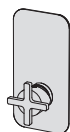


Code	Finishing	Price
<b>MUL1</b>		\$ 710

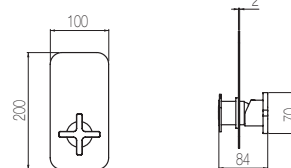


## Multiplo 1-way manual mixer

Multiplo 1-way manual shower mixer



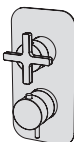
Code	Finishing	Price
<b>EMH1</b>	<b>1</b> Chrome	\$ 895



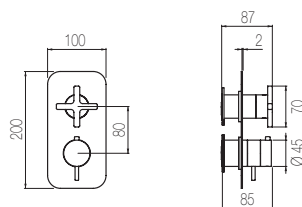
895	1160	1480	1295	1340	1430
1	8	AO CL RL GL BK CW	MG MC CH CF GT GM GG GB	OB DB CO	

## Multiplo 2-way thermostatic mixer

Multiplo 2-way thermostatic shower mixer



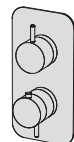
Code	Finishing	Price
<b>ETH2</b>	<b>1</b> Chrome	\$ 1475



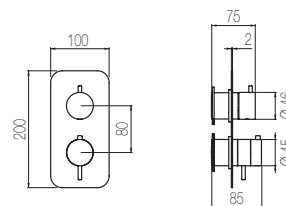
1475	1915	2430	2140	2215	2360
1	8	AO CL RL GL BK CW	MG MC CH CF GT GM GG GB	OB DB CO	

## Multiplo 3-way thermostatic mixer

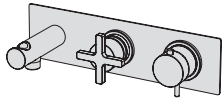
Multiplo 3-way thermostatic shower mixer



Code	Finishing	Price
<b>ETT3</b>	<b>1</b> Chrome	\$ 1875



1875	2440	3125	2720	2760	3000
1	8	AO CL RL GL BK CW	MG MC CH CF GT GM GG GB	OB DB CO	

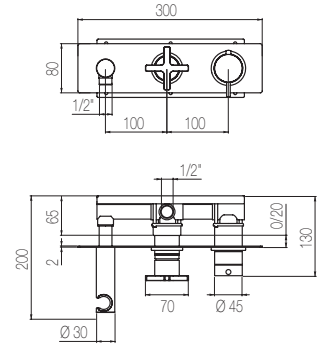


For hand shower and flexible hose. See pg 185

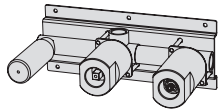
## Horizontal thermostatic shower mixer

Horizontal thermostatic shower mixer with 2-way rotating diverter (one way is connected to the hand shower and the other one is free), water connection with holder, hand shower and 150 cm flexible hose

Code	Finishing	Price
<b>ETH4N</b>	1 Chrome	\$ 1980



1980	2575	3285	2870	2975	3170
1	8	AO CL RL GL	BK CW	MG MC CH CF GT GM GG GB	OB DB CO



## Built-in part

Code	Finishing	Price
<b>ISN81</b>		\$ 1720

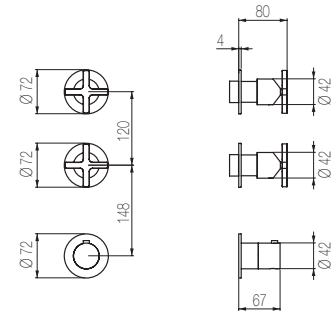
For more details go to pg.

**337**

## Shower mixer with 2 manifolds

High flow rate wall-mounted built-in thermostatic shower mixer with 2 ways manifold (3/4" junctions)

Code	Finishing	Price
<b>GHN41</b>	1 Chrome	\$ 1830



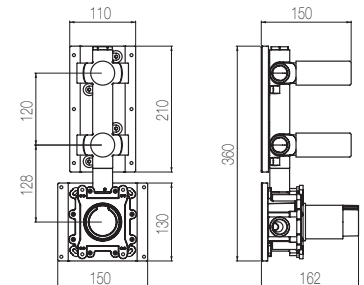
1830	2380	3035	2655	2745	2930
1	8	AO CL RL GL	BK CW	MG MC CH CF GT GM GG GB	OB DB CO

## Built-in part

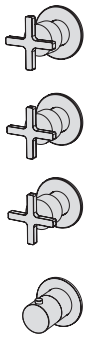
Max flow rate at 3 bar (free way out)

Way out m 40,0

Code	Finishing	Price
<b>IGN41</b>	1 Chrome	\$ 2825



2825	3675	4665	4100	4240	4520
1	8	AO CL RL GL	BK CW	MG MC CH CF GT GM GG GB	OB DB CO



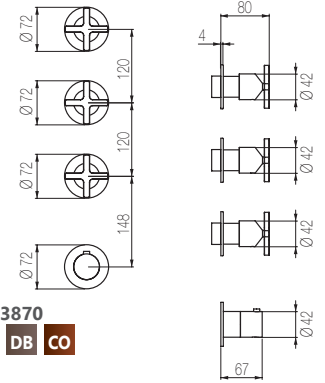
## Shower mixer with 3 manifolds

High flow rate wall-mounted built-in thermostatic shower mixer with 3 ways manifold (3/4" junctions)

Code	Finishing	Price
<b>GHN42</b>	1 Chrome	\$ 2420



2420	3145	4015	3505	3630	3870
1	8	AO CL RL GL	BK CW	MG MC CH CF GT GM GG GB	OB DB CO



## Built-in part

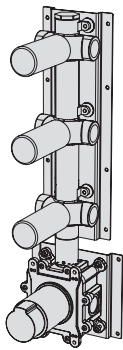
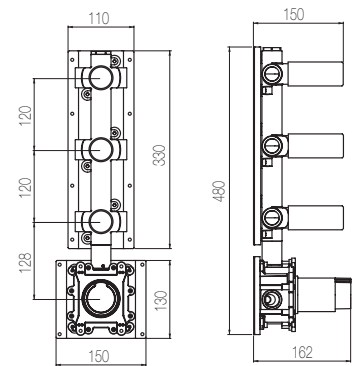
Max flow rate at 3 bar (free way out)

Way out m 40,0

Code	Finishing	Price
<b>IGN42</b>	1 Chrome	\$ 2945



2945	3830	4860	4270	4420	4715
1	8	AO CL RL GL	BK CW	MG MC CH CF GT GM GG GB	OB DB CO



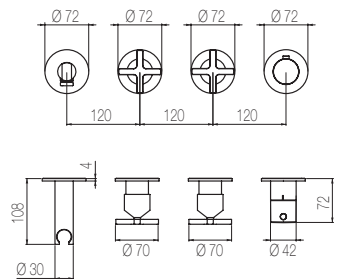
## Horizontal thermostatic shower kit

High flow rate wall-mounted horizontal shower group made of thermostatic mixer, one-way control for free connection, one stop valve dedicated to the water plug with fixed shower holder, hand shower and 150 cm flexible hose (3/4" junctions)

Code	Finishing	Price
<b>GPH51N</b>	1 Chrome	\$ 2295



2295	2980	3785	3325	3440	3670
1	8	AO CL RL GL	BK CW	MG MC CH CF GT GM GG GB	OB DB CO



## Built-in part

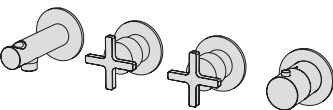
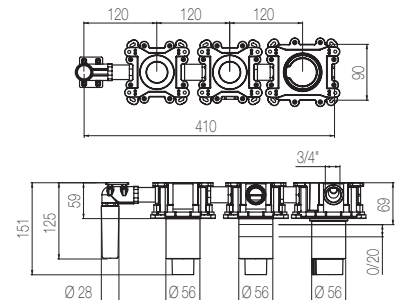
Max flow rate at 3 bar (free way out)

Way out m 40,0

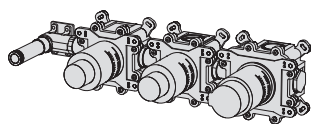
Code	Finishing	Price
<b>IGP51</b>	1 Chrome	\$ 3345



3345	4350	5520	4850	5020	5355
1	8	AO CL RL GL	BK CW	MG MC CH CF GT GM GG GB	OB DB CO

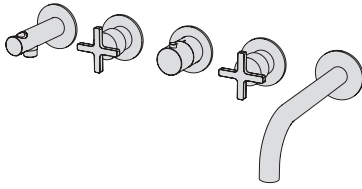


For hand shower and flexible hose. See pg 185



## Horizontal thermostatic shower mixer

High flow rate wall-mounted horizontal bath group made of thermostatic mixer, a stop valve dedicated to the fixed spout and one stop valve dedicated to the water plug with fixed shower holder, hand shower and 150 cm flexible hose (3/4" junctions)

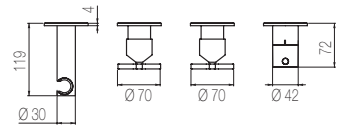
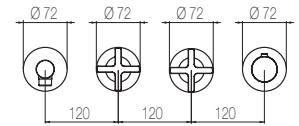


For hand shower and flexible hose. See pg 185

Code	Finishing	Price
<b>GPH52N</b>	<b>1</b> Chrome	\$ <b>2985</b>



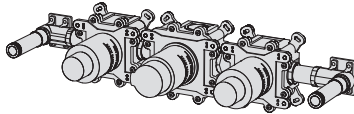
2985	3880	4925	4330	4480	4780
1	8	AO CL RL GL	BK CW	MG MC CH CF GT GM GG GB	OB DB CO



## Built-in part

Max flow rate at 3 bar (free way out)

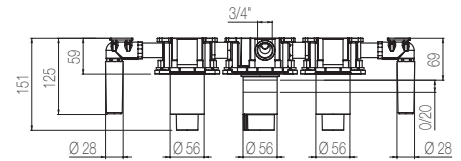
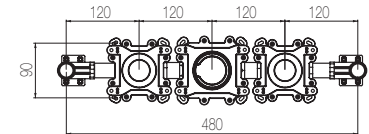
Way out m 40,0



Code	Finishing	Price
<b>IGP52</b>	<b>1</b> Chrome	\$ <b>3630</b>



3630	4715	5985	5255	5440	5800
1	8	AO CL RL GL	BK CW	MG MC CH CF GT GM GG GB	OB DB CO



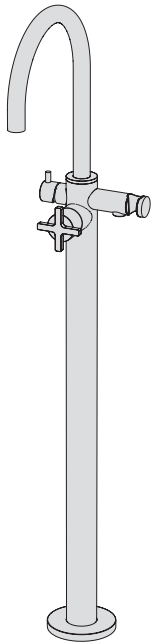
## Free-standing bath group

Free standing bath mixer with diverter. Flexible hose and handshower sold separately.

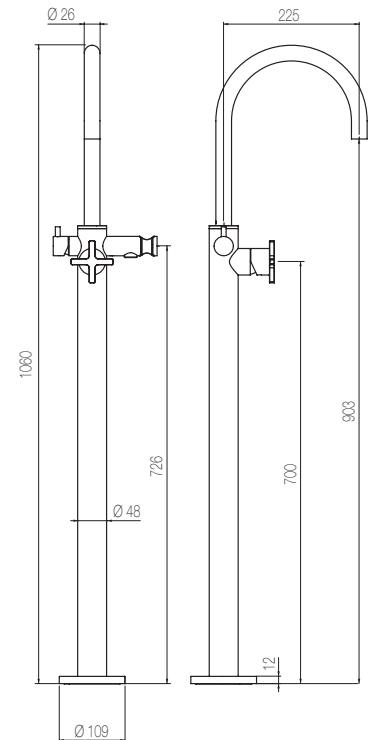
Code	Finishing	Price
<b>PVH2</b>	<b>1</b> Chrome	\$ <b>4665</b>



4665	6065	7700	6765							
1	8	AO CL RL GL	BK CW							
MG	MC	CH	CF	GT	GM	GG	GB	OB	DB	CO
		7000	7465							

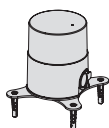


For hand shower and flexible hose. See pg 185



## Built-in part

Code	Finishing	Price
<b>INP2</b>		\$ <b>390</b>



---

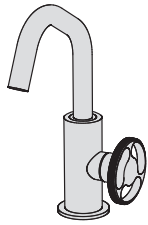
# Kàto

KÀTO



The gear becomes the great protagonist element in this series that celebrates an eclectic and contemporary tribute to industrial style.





## Basin mixer

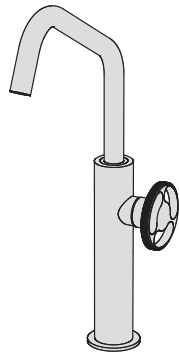
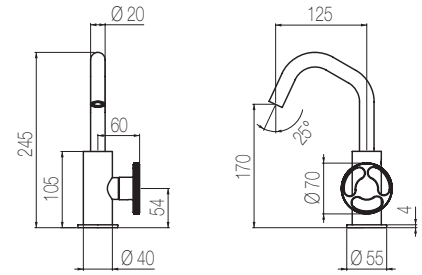
Single lever basin mixer without pop-up waste and drain

Code	Finishing	Price
------	-----------	-------

<b>KAT1</b>	<b>S</b> Brushed Stainless Steel	\$ <b>2835</b>
-------------	----------------------------------	----------------



2835	3120	4710	4710	4710	4710
------	------	------	------	------	------



## High basin mixer

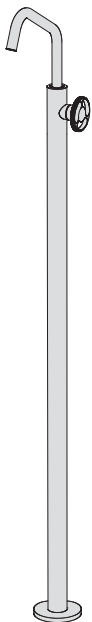
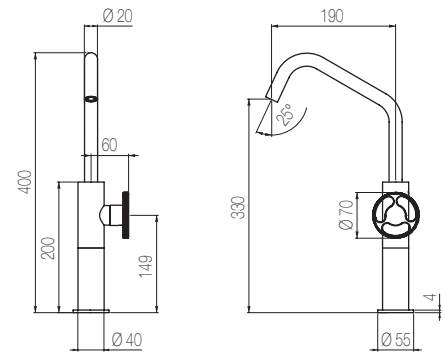
Single lever high basin mixer without pop-up waste and drain

Code	Finishing	Price
------	-----------	-------

<b>KAT3</b>	<b>S</b> Brushed Stainless Steel	\$ <b>3290</b>
-------------	----------------------------------	----------------



3290	3615	5460	5460	5460	5460
------	------	------	------	------	------



## Floor-standing basin mixer

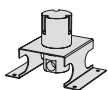
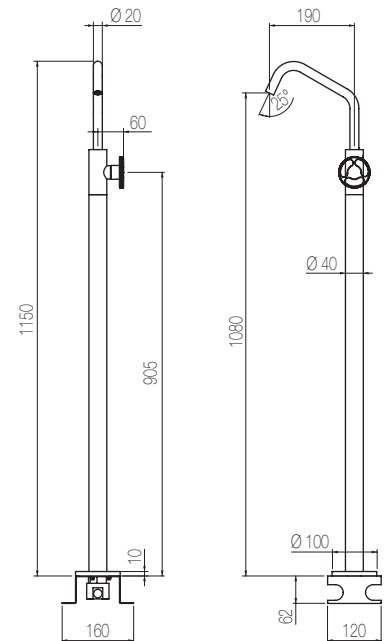
Floor-standing basin mixer without pop-up waste and drain

Code	Finishing	Price
------	-----------	-------

<b>KAN14</b>	<b>S</b> Brushed Stainless Steel	\$ <b>4380</b>
--------------	----------------------------------	----------------



4380	4820	7275	7275	7275	7275
------	------	------	------	------	------




## Built-in part

Code	Finishing	Price
------	-----------	-------

<b>INC7</b>		\$ <b>575</b>
-------------	--	---------------



## 3-hole basin group

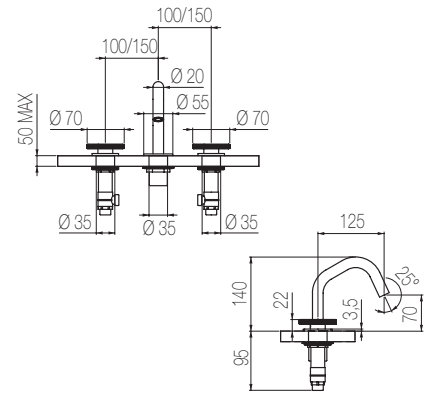


Three hole basin set with two remote controls with ceramic valves and swivel spout (160°) without pop-up waste and drain

Code	Finishing	Price
<b>KAT23</b>	<b>S</b> Brushed Stainless Steel	\$ <b>3045</b>



3045	3345	5050	5050	5050	5050
<b>S</b>	<b>L</b>	<b>CS</b>	<b>RS</b>	<b>GS</b>	<b>BS</b>




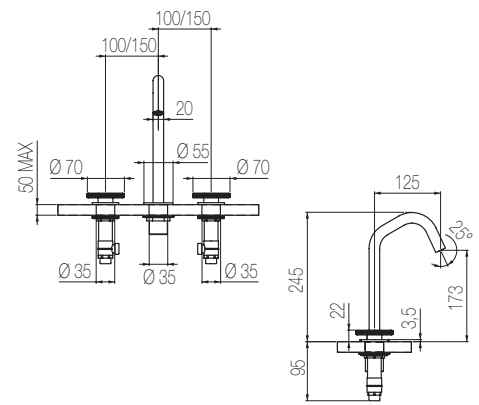
## 3-hole basin group

Three hole basin set with two remote controls with ceramic valves and swivel spout (160°) without pop-up waste and drain

Code	Finishing	Price
<b>KAT26</b>	<b>S</b> Brushed Stainless Steel	\$ <b>3045</b>



3045	3345	5050	5050	5050	5050
<b>S</b>	<b>L</b>	<b>CS</b>	<b>RS</b>	<b>GS</b>	<b>BS</b>



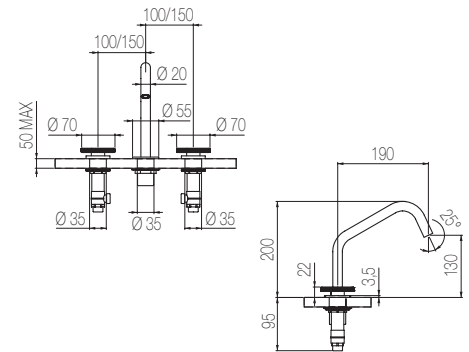
## 3-hole basin group

Three hole basin set with two remote controls with ceramic valves and medium swivel spout (160°) without pop-up waste and drain

Code	Finishing	Price
<b>KAT24</b>	<b>S</b> Brushed Stainless Steel	\$ <b>3110</b>



3110	3425	5165	5165	5165	5165
<b>S</b>	<b>L</b>	<b>CS</b>	<b>RS</b>	<b>GS</b>	<b>BS</b>



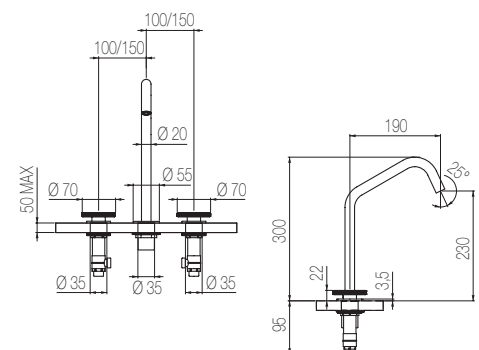
## 3-hole basin group

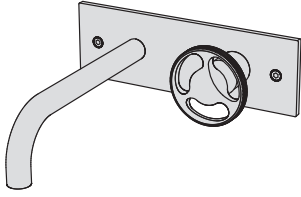
Three hole basin set with two remote controls with ceramic valves and high swivel spout (160°) without pop-up waste and drain

Code	Finishing	Price
<b>KAT31</b>	<b>S</b> Brushed Stainless Steel	\$ <b>3175</b>



3175	3490	5270	5270	5270	5270
<b>S</b>	<b>L</b>	<b>CS</b>	<b>RS</b>	<b>GS</b>	<b>BS</b>





## Wall-mounted basin mixer

External part built-in basin mixer with L=190 spout and rectangular backplate without pop-up waste and drain

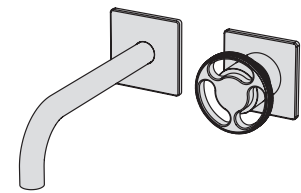
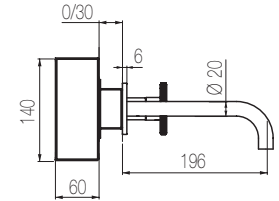
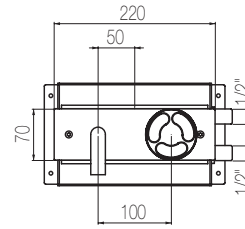
Code	Finishing	Price
<b>KAN21</b>	<b>S</b> Brushed Stainless Steel	\$ <b>3360</b>



3360	3665	5525	5525	5525	5525
<b>S</b>	<b>L</b>	<b>CS</b>	<b>RS</b>	<b>GS</b>	<b>BS</b>

## Built-in part

Code	Finishing	Price
<b>BOX18</b>		\$ <b>515</b>



## Wall-mounted basin mixer

External part 2-hole built-in basin mixer with L=190 curved spout without pop-up waste and drain

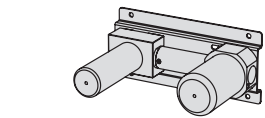
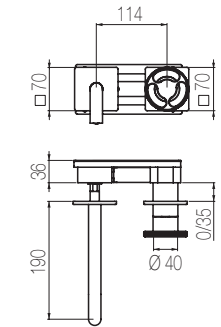
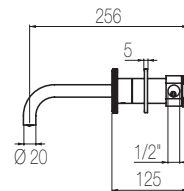
Code	Finishing	Price
<b>KAN18</b>	<b>S</b> Brushed Stainless Steel	\$ <b>1755</b>



1755	1930	2910	2910	2910	2910
<b>S</b>	<b>L</b>	<b>CS</b>	<b>RS</b>	<b>GS</b>	<b>BS</b>

## Built-in part

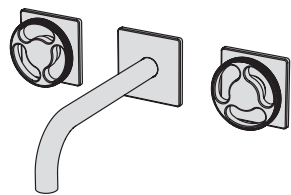
Code	Finishing	Price
<b>INN18</b>	<b>S</b> Brushed Stainless Steel	\$ <b>1160</b>



## Built-in part

Code	Finishing	Price
<b>INN18</b>	<b>S</b> Brushed Stainless Steel	\$ <b>1160</b>

1160	1275	1275	1275	1275	1275
<b>S</b>	<b>L</b>	<b>CS</b>	<b>RS</b>	<b>GS</b>	<b>BS</b>



## Wall-mounted basin tap

External part for 3-hole built-in basin set with l=190 mm curved spout without pop-up waste and drain

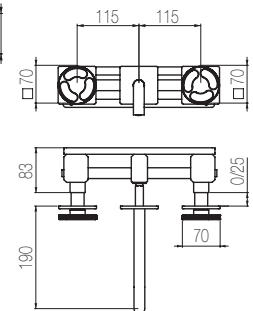
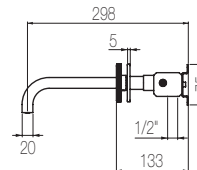
Code	Finishing	Price
<b>KAN28</b>	<b>S</b> Brushed Stainless Steel	\$ <b>3535</b>



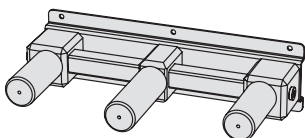
3535	3890	5870	5870	5870	5870
<b>S</b>	<b>L</b>	<b>CS</b>	<b>RS</b>	<b>GS</b>	<b>BS</b>

## Built-in part

Code	Finishing	Price
<b>INC28</b>	<b>S</b> Brushed Stainless Steel	\$ <b>1590</b>

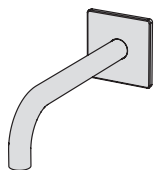


1590	1750	1750	1750	1750	1750
<b>S</b>	<b>L</b>	<b>CS</b>	<b>RS</b>	<b>GS</b>	<b>BS</b>



## Wall-mounted spout

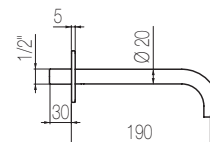
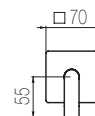
Curved wall-mounted basin spout L=190 mm



Code	Finishing	Price
<b>CHQ19</b>	<b>S</b> Brushed Stainless Steel	\$ <b>895</b>

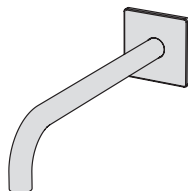


895	985	1490	1490	1490	1490
<b>S</b>	<b>L</b>	<b>CS</b>	<b>RS</b>	<b>GS</b>	<b>BS</b>



## Wall-mounted spout

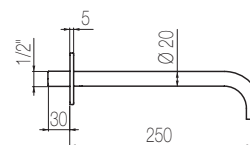
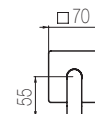
Curved wall-mounted basin spout L=250 mm



Code	Finishing	Price
<b>CHQ25</b>	<b>S</b> Brushed Stainless Steel	\$ <b>930</b>

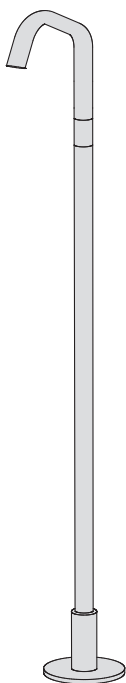


930	1025	1545	1545	1545	1545
<b>S</b>	<b>L</b>	<b>CS</b>	<b>RS</b>	<b>GS</b>	<b>BS</b>



## Free-standing basin spout

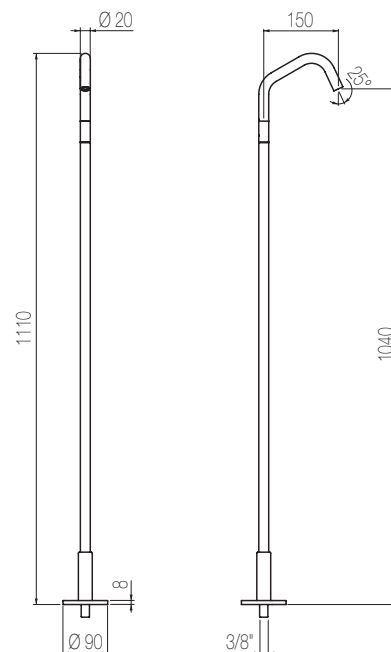
Floor-standing swivel basin spout



Code	Finishing	Price
<b>CHP90</b>	<b>S</b> Brushed Stainless Steel	\$ <b>2240</b>



2240	2465	3715	3715	3715	3715
<b>S</b>	<b>L</b>	<b>CS</b>	<b>RS</b>	<b>GS</b>	<b>BS</b>



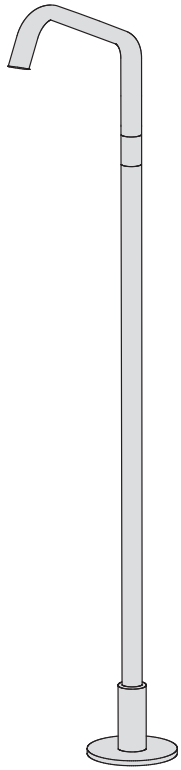
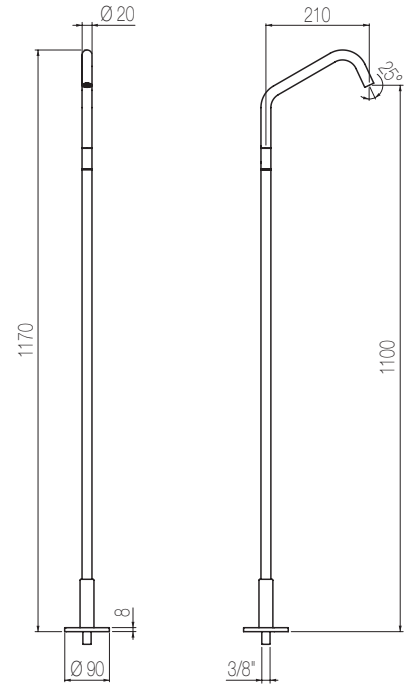
## Free-standing basin spout

Big floor-standing swivel basin spout

Code	Finishing	Price
<b>CHP91</b>	<b>S</b> Brushed Stainless Steel	\$ <b>2310</b>



2310	2540	3835	3835	3835	3835
<b>S</b>	<b>L</b>	<b>CS</b>	<b>RS</b>	<b>GS</b>	<b>BS</b>



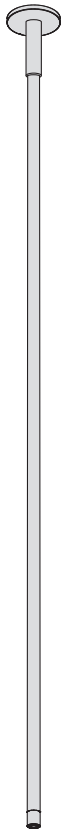
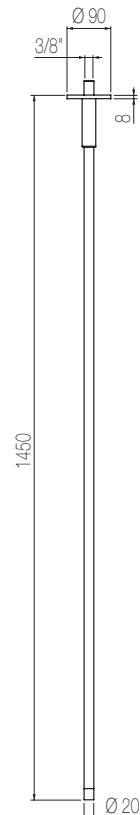
## Ceiling-mounted basin spout

Ceiling-mounted basin spout

Code	Finishing	Price
<b>CHS1</b>	<b>S</b> Brushed Stainless Steel	\$ <b>1980</b>



1980	2175	3290	3290	3290	3290
<b>S</b>	<b>L</b>	<b>CS</b>	<b>RS</b>	<b>GS</b>	<b>BS</b>

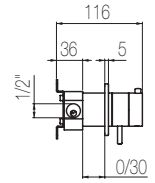
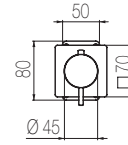




## Wall-mounted thermostatic mixer

External part for coaxial thermostatic mixer with flow regulator

Code	Finishing	Price
<b>TEK90</b>	<b>S</b> Brushed Stainless Steel	\$ <b>1020</b>



1020	1120	1690	1690	1690	1690
<b>S</b>	<b>L</b>	<b>CS</b>	<b>RS</b>	<b>GS</b>	<b>BS</b>



## Built-in part

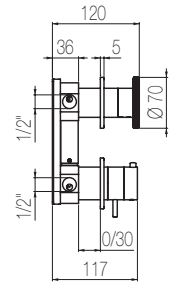
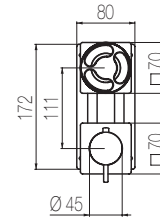
Code	Finishing	Price
<b>INN1</b>	<b>S</b> Brushed Stainless Steel	\$ <b>1110</b>

1110	1220	1220	1220	1220	1220
<b>S</b>	<b>L</b>	<b>CS</b>	<b>RS</b>	<b>GS</b>	<b>BS</b>

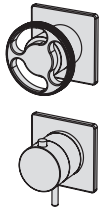
## Thermostatic shower mixer with integrated 2-way diverter

External part for built-in thermostatic shower mixer with integrated 2-ways diverter.  
For both vertical and horizontal installation

Code	Finishing	Price
<b>TEK92</b>	<b>S</b> Brushed Stainless Steel	\$ <b>2445</b>



2445	2690	4060	4060	4060	4060
<b>S</b>	<b>L</b>	<b>CS</b>	<b>RS</b>	<b>GS</b>	<b>BS</b>



## Vertical Built-in part

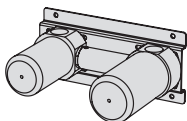
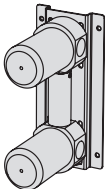
Code	Finishing	Price
<b>INN2</b>	<b>S</b> Brushed Stainless Steel	\$ <b>1845</b>

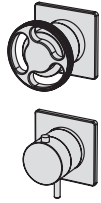
1845	2030	2030	2030	2030	2030
<b>S</b>	<b>L</b>	<b>CS</b>	<b>RS</b>	<b>GS</b>	<b>BS</b>

## Horizontal Built-in part

Code	Finishing	Price
<b>INN14</b>	<b>S</b> Brushed Stainless Steel	\$ <b>1845</b>

1845	2030	2030	2030	2030	2030
<b>S</b>	<b>L</b>	<b>CS</b>	<b>RS</b>	<b>GS</b>	<b>BS</b>





## Thermostatic shower mixer with integrated 3-way diverter

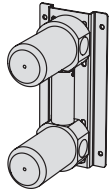
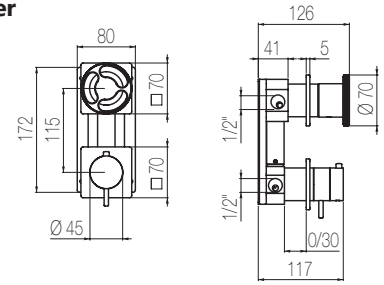
External part for built-in thermostatic shower mixer with integrated 3-ways diverter.

For both vertical and horizontal installation

Code	Finishing	Price
<b>TEK93</b>	<b>S</b> Brushed Stainless Steel	\$ <b>2475</b>



2475	2720	4095	4095	4095	4095
<b>S</b>	<b>L</b>	<b>CS</b>	<b>RS</b>	<b>GS</b>	<b>BS</b>



### Built-in part

Code	Finishing	Price
<b>INN3</b>	<b>S</b> Brushed Stainless Steel	\$ <b>1865</b>

1865	2055	2055	2055	2055	2055
<b>S</b>	<b>L</b>	<b>CS</b>	<b>RS</b>	<b>GS</b>	<b>BS</b>

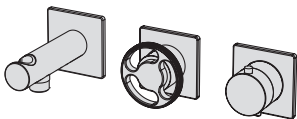
## Horizontal thermostatic shower set with 2-ways diverter

External part for thermostatic shower mixer with integrated 2-ways diverter and water connection with hand shower holder, for horizontal installation

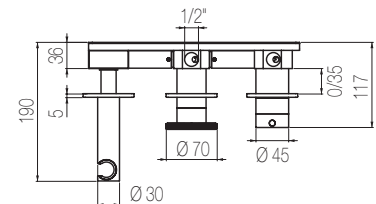
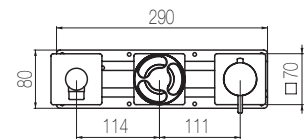
Code	Finishing	Price
<b>TKN81</b>	<b>S</b> Brushed Stainless Steel	\$ <b>3145</b>



3145	3455	5215	5215	5215	5215
<b>S</b>	<b>L</b>	<b>CS</b>	<b>RS</b>	<b>GS</b>	<b>BS</b>



To be completed with hand shower and flexible hose of your choice. See pg. 189



### Built-in part

Code	Finishing	Price
<b>INN17</b>	<b>S</b> Brushed Stainless Steel	\$ <b>2240</b>

2240	2465	2465	2465	2465	2465
<b>S</b>	<b>L</b>	<b>CS</b>	<b>RS</b>	<b>GS</b>	<b>BS</b>

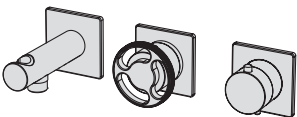
## Horizontal thermostatic shower set with 3-ways diverter

External part for thermostatic shower mixer with integrated 3-ways diverter and water connection with hand shower holder, for horizontal installation

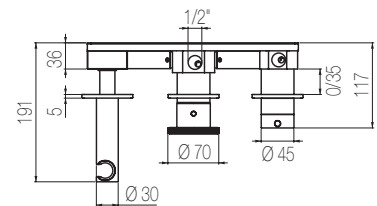
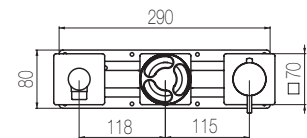
Code	Finishing	Price
<b>TKN87</b>	<b>S</b> Brushed Stainless Steel	\$ <b>3170</b>



3170	3490	5265	5265	5265	5265
<b>S</b>	<b>L</b>	<b>CS</b>	<b>RS</b>	<b>GS</b>	<b>BS</b>



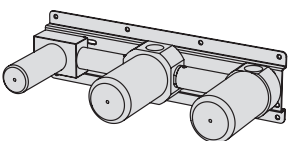
To be completed with hand shower and flexible hose of your choice. See pg. 189

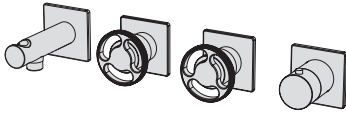


### Built-in part

Code	Finishing	Price
<b>INN20</b>	<b>S</b> Brushed Stainless Steel	\$ <b>2465</b>

2465	2715	2715	2715	2715	2715
<b>S</b>	<b>L</b>	<b>CS</b>	<b>RS</b>	<b>GS</b>	<b>BS</b>





To be completed with hand shower and flexible hose of your choice. See pg. 189

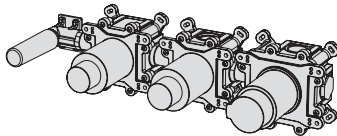
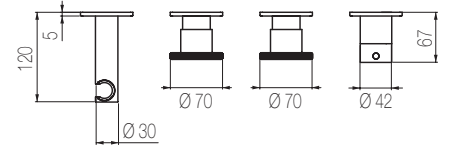
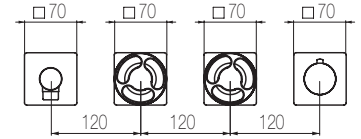
## High flow rate horizontal thermostatic set

External part for wall-mounted horizontal shower group made of thermostatic mixer, 2-ways manifold, stop valve, water connection with holder, with 3/4" connections

Code	Finishing	Price
<b>KAN51</b>	<b>S</b> Brushed Stainless Steel	\$ <b>4135</b>



4135	4550	6865	6865	6865	6865
<b>S</b>	<b>L</b>	<b>CS</b>	<b>RS</b>	<b>GS</b>	<b>BS</b>



## Built-in part

Code	Finishing	Price
<b>INN51</b>	<b>S</b> Brushed Stainless Steel	\$ <b>3270</b>

3270	3600	3600	3600	3600	3600
<b>S</b>	<b>L</b>	<b>CS</b>	<b>RS</b>	<b>GS</b>	<b>BS</b>

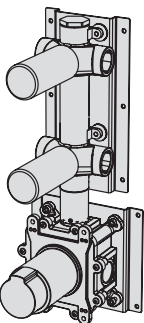
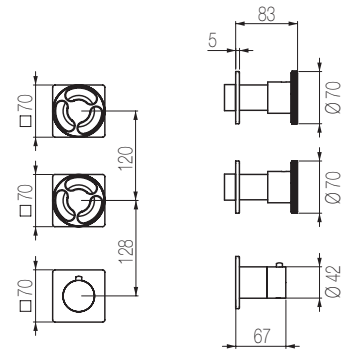
## Thermostatic mixer with 2 manifolds

External part for thermostatic built-in mixer with 2-ways manifold - 3/4" connections.  
For both vertical and horizontal installation

Code	Finishing	Price
<b>KAN55</b>	<b>S</b> Brushed Stainless Steel	\$ <b>3400</b>



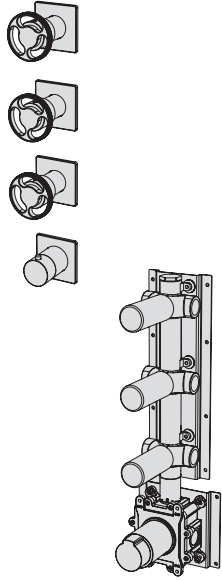
3400	3740	5640	5640	5640	5640
<b>S</b>	<b>L</b>	<b>CS</b>	<b>RS</b>	<b>GS</b>	<b>BS</b>



## Built-in part

Code	Finishing	Price
<b>INN55</b>	<b>S</b> Brushed Stainless Steel	\$ <b>2670</b>

2670	2935	2935	2935	2935	2935
<b>S</b>	<b>L</b>	<b>CS</b>	<b>RS</b>	<b>GS</b>	<b>BS</b>



## Thermostatic mixer with 3 manifolds

External part for thermostatic built-in mixer with 3-ways manifold - 3/4" connections.

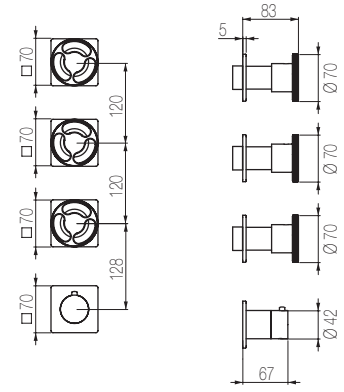
For both vertical and horizontal installation

Code Finishing Price

**KAN56** S Brushed Stainless Steel \$ **4500**



4500 4955 7475 7475 7475 7475



## Built-in part

Code Finishing Price

**INN56** S Brushed Stainless Steel \$ **3310**

3310 3645 3645 3645 3645 3645



## Horizontal thermostatic bath set with 2-ways diverter

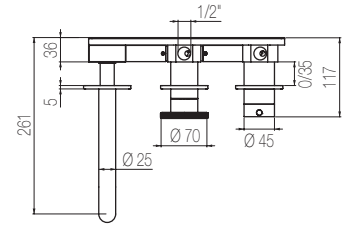
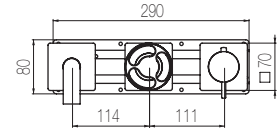
External part for thermostatic bath mixer with integrated 2-ways diverter and L=190 mm fixed spout, for horizontal installation

Code Finishing Price

**TKN84** S Brushed Stainless Steel \$ **3465**



3465 3815 5755 5755 5755 5755



## Built-in part

Code Finishing Price

**INN17** S Brushed Stainless Steel \$ **2240**

2240 2465 2465 2465 2465 2465



## High flow rate horizontal bath set

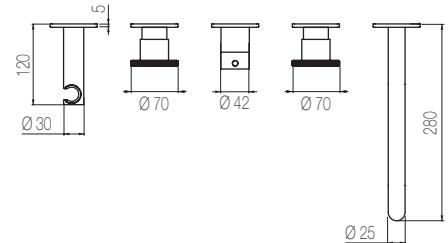
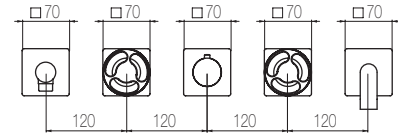
External part for wall-mounted horizontal bath group made of thermostatic mixer, fixed spout, 2 stop valves, and water connection with fixed shower holder, with 3/4" connections

Code Finishing Price

**KAN52** S Brushed Stainless Steel \$ **4865**



4865 5350 8075 8075 8075 8075



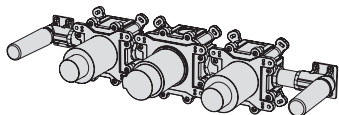
To be completed with hand shower and flexible hose of your choice. See pg. 189

## Built-in part

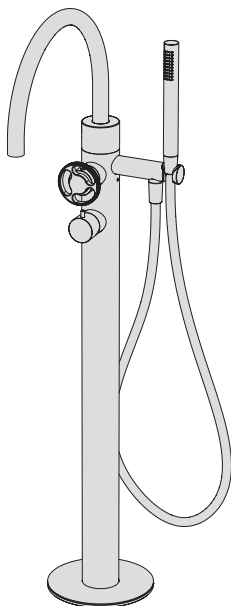
Code Finishing Price

**INN52** S Brushed Stainless Steel \$ **2965**

2965 3260 3260 3260 3260 3260







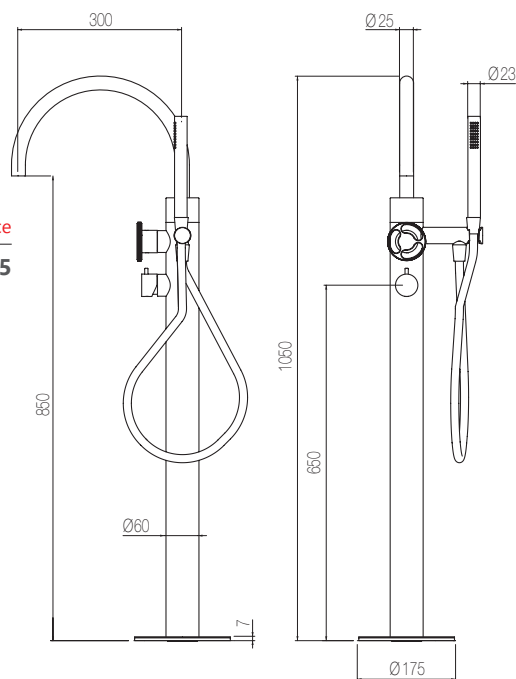
## Free-standing bath mixer

External part for free-standing bath group Ø60 with bridge-shaped spout and hand shower

Code	Finishing	Price
<b>PVK99</b>	<b>S</b> Brushed Stainless Steel	\$ <b>9315</b>

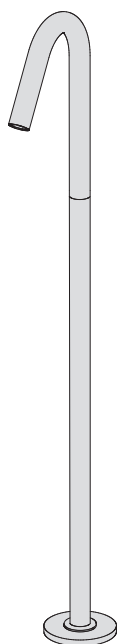


9315	10245	15465	15465	15465	15465
<b>S</b>	<b>L</b>	<b>CS</b>	<b>RS</b>	<b>GS</b>	<b>BS</b>



## Built-in part

Code	Finishing	Price
<b>INV2</b>		\$ <b>520</b>

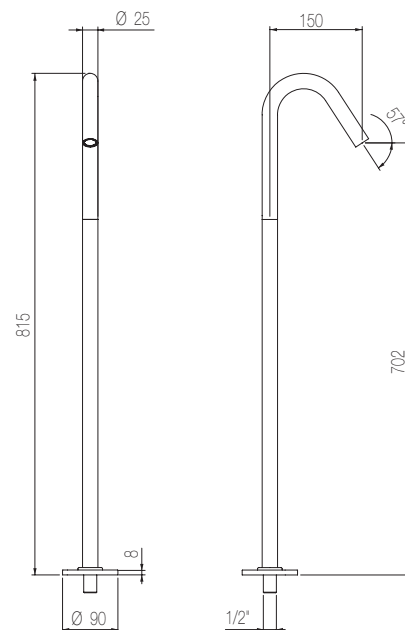


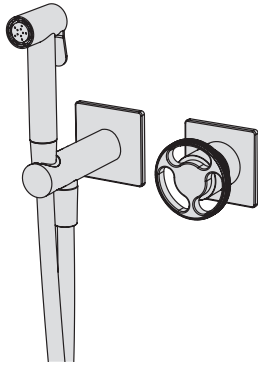
## Floor-mounted bath spout

Bocca vasca con alimentazione a pavimento  
Floor-mounted bath spout

Code	Finishing	Price
<b>CHV1</b>	<b>S</b> Brushed Stainless Steel	\$ <b>2790</b>

2790	3065	4625	4625	4625	4625
<b>S</b>	<b>L</b>	<b>CS</b>	<b>RS</b>	<b>GS</b>	<b>BS</b>





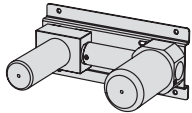
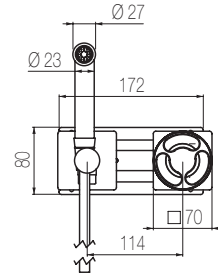
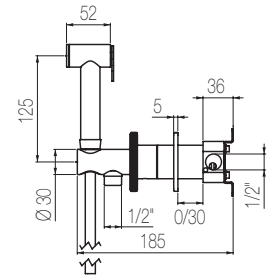
## Hydrobrush for personal hygiene

External part for wall-mounted multi-jet toilet hydrobrush **for personal hygiene** with integrated manual mixer

Code	Finishing	Price
<b>IDA4</b>	<b>S</b> Brushed Stainless Steel	\$ <b>1620</b>



1620	1785	2690	2690	2690	2690
<b>S</b>	<b>L</b>	<b>CS</b>	<b>RS</b>	<b>GS</b>	<b>BS</b>



## Built-in part

Code	Finishing	Price
<b>INN30</b>	<b>S</b> Brushed Stainless Steel	\$ <b>1160</b>

1160	1275	1275	1275	1275	1275
<b>S</b>	<b>L</b>	<b>CS</b>	<b>RS</b>	<b>GS</b>	<b>BS</b>



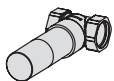
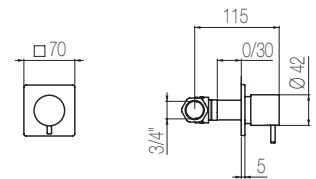
## Stop valve

External part for wall-mounted stop valve - 3/4" connection

Code	Finishing	Price
<b>ARR50</b>	<b>S</b> Brushed Stainless Steel	\$ <b>755</b>



755	830	1255	1255	1255	1255
<b>S</b>	<b>L</b>	<b>CS</b>	<b>RS</b>	<b>GS</b>	<b>BS</b>



## Built-in part

Code	Finishing	Price
<b>INC50</b>		\$ <b>515</b>

---

# Kira

KIRA



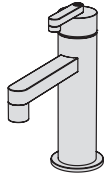
Industrial style elevates itself to the world of luxury.  
A series that echoes its most iconic elements, softening  
their shape with graceful elegance.



# KIRA

## Basin mixer

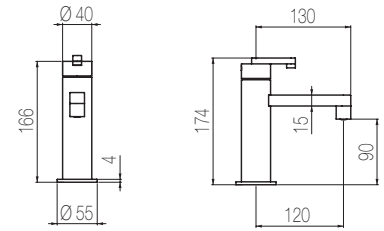
Single lever basin mixer without pop-up waste and drain



Code	Finishing	Price
<b>KIR91</b>	<b>S</b> Brushed Stainless Steel	\$ <b>1985</b>

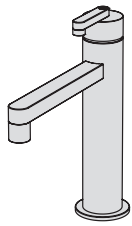


1985	2185	3295	3295	3295	3295
<b>S</b>	<b>L</b>	<b>CS</b>	<b>RS</b>	<b>GS</b>	<b>BS</b>



## Medium basin mixer

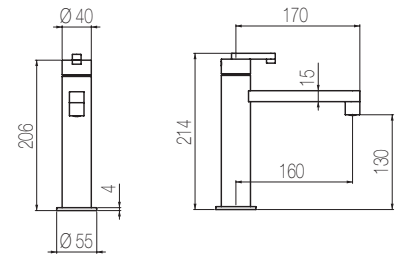
Single lever medium basin mixer without pop-up waste and drain



Code	Finishing	Price
<b>KIR92</b>	<b>S</b> Brushed Stainless Steel	\$ <b>2020</b>

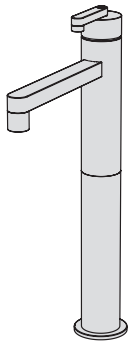


2020	2225	3355	3355	3355	3355
<b>S</b>	<b>L</b>	<b>CS</b>	<b>RS</b>	<b>GS</b>	<b>BS</b>



## High basin mixer

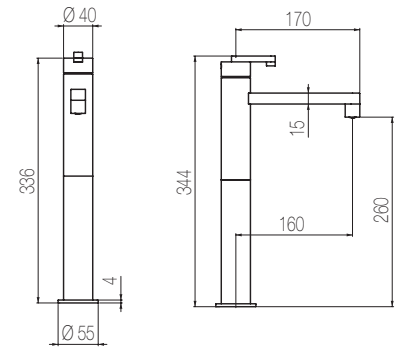
Single lever high basin mixer without pop-up waste and drain



Code	Finishing	Price
<b>KIR93</b>	<b>S</b> Brushed Stainless Steel	\$ <b>2175</b>

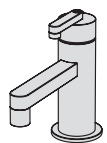


2175	2395	3610	3610	3610	3610
<b>S</b>	<b>L</b>	<b>CS</b>	<b>RS</b>	<b>GS</b>	<b>BS</b>



## Mini basin mixer

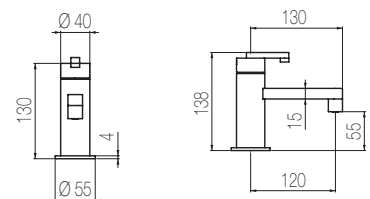
Single lever mini basin mixer without pop-up waste and drain



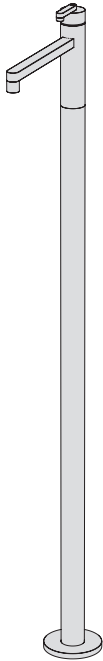
Code	Finishing	Price
<b>KIR82</b>	<b>S</b> Brushed Stainless Steel	\$ <b>1965</b>



1965	2165	3265	3265	3265	3265
<b>S</b>	<b>L</b>	<b>CS</b>	<b>RS</b>	<b>GS</b>	<b>BS</b>



# KIRA



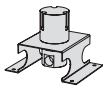
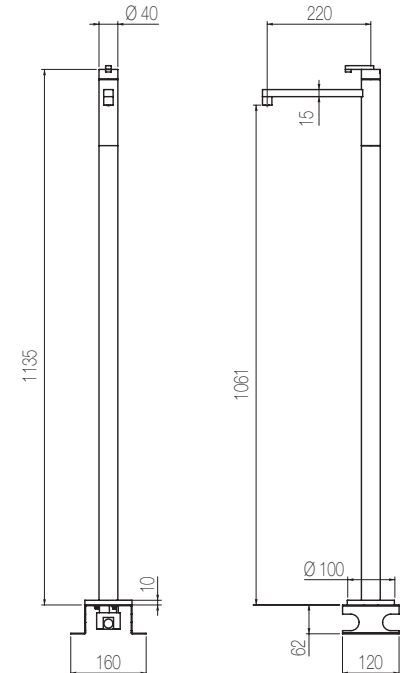
## Floor-standing basin mixer

Floor-standing basin mixer without pop-up waste and drain

Code	Finishing	Price
<b>KIR97</b>	<b>S</b> Brushed Stainless Steel	\$ <b>3265</b>



3265	3595	5425	5425	5425	5425
<b>S</b>	<b>L</b>	<b>CS</b>	<b>RS</b>	<b>GS</b>	<b>BS</b>



## Built-in part

Code	Finishing	Price
<b>INC7</b>		\$ <b>575</b>

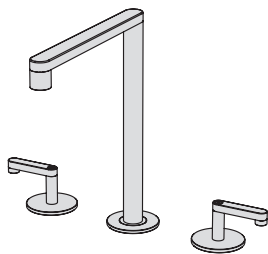
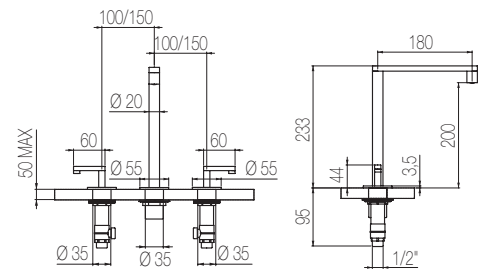
## 3-hole basin group

Three hole basin set with two remote controls with ceramic valves and swivel spout (160°) without pop-up waste and drain

Code	Finishing	Price
<b>KIR25</b>	<b>S</b> Brushed Stainless Steel	\$ <b>4020</b>



4020	4425	6675	6675	6675	6675
<b>S</b>	<b>L</b>	<b>CS</b>	<b>RS</b>	<b>GS</b>	<b>BS</b>



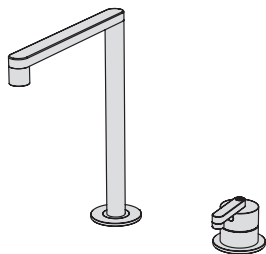
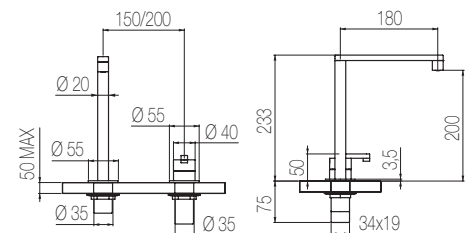
## 2-hole basin group

Two hole basin group with remote control on deck and swivel spout (160°) without pop-up waste and drain

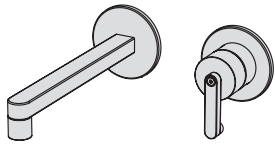
Code	Finishing	Price
<b>KIR32</b>	<b>S</b> Brushed Stainless Steel	\$ <b>3595</b>



3595	3970	5985	5985	5985	5985
<b>S</b>	<b>L</b>	<b>CS</b>	<b>RS</b>	<b>GS</b>	<b>BS</b>



# KIRA



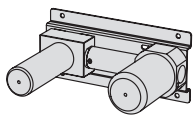
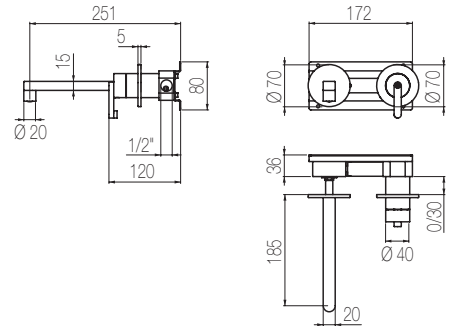
## Wall-mounted basin mixer

External part 2-hole built-in basin mixer with L=190 curved spout without pop-up waste and drain

Code	Finishing	Price
<b>KIR18</b>	<b>S</b> Brushed Stainless Steel	\$ <b>1690</b>



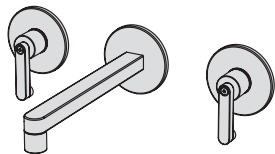
1690	1860	2795	2795	2795	2795
<b>S</b>	<b>L</b>	<b>CS</b>	<b>RS</b>	<b>GS</b>	<b>BS</b>



## Built-in part

Code	Finishing	Price
<b>INK18</b>	<b>S</b> Brushed Stainless Steel	\$ <b>1160</b>

1160	1275	1275	1275	1275	1275
<b>S</b>	<b>L</b>	<b>CS</b>	<b>RS</b>	<b>GS</b>	<b>BS</b>



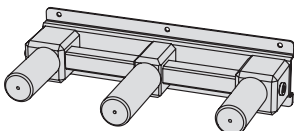
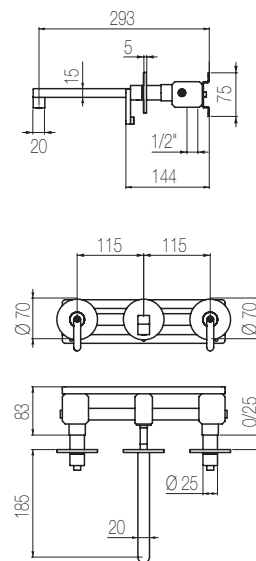
## Wall-mounted basin tap

External part for 3-hole built-in basin set with l=190 mm spout without pop-up waste and drain

Code	Finishing	Price
<b>KIR28</b>	<b>S</b> Brushed Stainless Steel	\$ <b>1930</b>



1930	2125	3210	3210	3210	3210
<b>S</b>	<b>L</b>	<b>CS</b>	<b>RS</b>	<b>GS</b>	<b>BS</b>

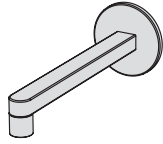


## Built-in part

Code	Finishing	Price
<b>INK28</b>	<b>S</b> Brushed Stainless Steel	\$ <b>1590</b>

1590	1750	1750	1750	1750	1750
<b>S</b>	<b>L</b>	<b>CS</b>	<b>RS</b>	<b>GS</b>	<b>BS</b>

# KIRA



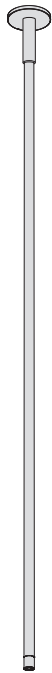
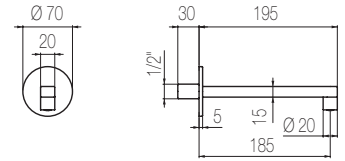
## Wall-mounted spout

Curved wall-mounted basin spout L=190 mm

Code	Finishing	Price
<b>CHK19</b>	<b>S</b> Brushed Stainless Steel	\$ <b>1345</b>



1345	1480	2230	2230	2230	2230
<b>S</b>	<b>L</b>	<b>CS</b>	<b>RS</b>	<b>GS</b>	<b>BS</b>



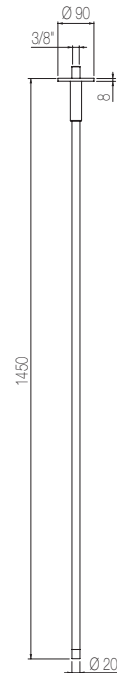
## Ceiling-mounted basin spout

Ceiling-mounted basin spout

Code	Finishing	Price
<b>CHS1</b>	<b>S</b> Brushed Stainless Steel	\$ <b>1980</b>



1980	2175	3290	3290	3290	3290
<b>S</b>	<b>L</b>	<b>CS</b>	<b>RS</b>	<b>GS</b>	<b>BS</b>



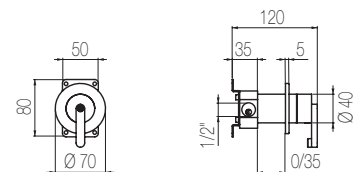
## Wall-mounted mixer

External part for wall-mounted single lever mixer

Code	Finishing	Price
<b>KIR8</b>	<b>S</b> Brushed Stainless Steel	\$ <b>585</b>



585	645	975	975	975	975
<b>S</b>	<b>L</b>	<b>CS</b>	<b>RS</b>	<b>GS</b>	<b>BS</b>



## Built-in part

Code	Finishing	Price
<b>INN8</b>	<b>S</b> Brushed Stainless Steel	\$ <b>685</b>

685	750	750	750	750	750
<b>S</b>	<b>L</b>	<b>CS</b>	<b>RS</b>	<b>GS</b>	<b>BS</b>

# KIRA



## Thermostatic shower mixer with integrated 2-way diverter

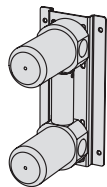
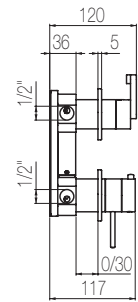
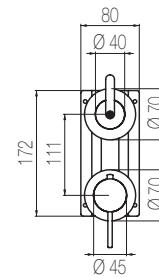
External part for built-in thermostatic shower mixer with integrated 2-ways diverter.

For both vertical and horizontal installation

Code	Finishing	Price
<b>TER22</b>	<b>S</b> Brushed Stainless Steel	\$ <b>1380</b>



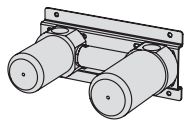
1380	1520	2290	2290	2290	2290
<b>S</b>	<b>L</b>	<b>CS</b>	<b>RS</b>	<b>GS</b>	<b>BS</b>



## Vertical Built-in part

Code	Finishing	Price
<b>INN2</b>	<b>S</b> Brushed Stainless Steel	\$ <b>1845</b>

1845	2030	2030	2030	2030	2030
<b>S</b>	<b>L</b>	<b>CS</b>	<b>RS</b>	<b>GS</b>	<b>BS</b>



## Horizontal Built-in part

Code	Finishing	Price
<b>INN14</b>	<b>S</b> Brushed Stainless Steel	\$ <b>1845</b>

1845	2030	2030	2030	2030	2030
<b>S</b>	<b>L</b>	<b>CS</b>	<b>RS</b>	<b>GS</b>	<b>BS</b>

## Thermostatic shower mixer with integrated 3-way diverter

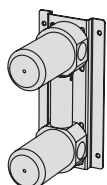
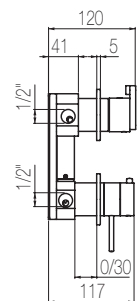
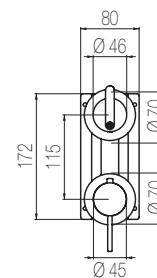
External part for built-in thermostatic shower mixer with integrated 3-ways diverter.

For both vertical and horizontal installation

Code	Finishing	Price
<b>TER23</b>	<b>S</b> Brushed Stainless Steel	\$ <b>1395</b>



1395	1540	2320	2320	2320	2320
<b>S</b>	<b>L</b>	<b>CS</b>	<b>RS</b>	<b>GS</b>	<b>BS</b>



## Built-in part

Code	Finishing	Price
<b>INN3</b>	<b>S</b> Brushed Stainless Steel	\$ <b>1865</b>

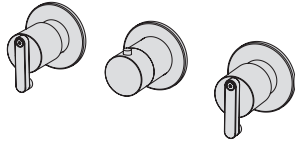
1865	2055	2055	2055	2055	2055
<b>S</b>	<b>L</b>	<b>CS</b>	<b>RS</b>	<b>GS</b>	<b>BS</b>



# KIRA

## Thermostatic shower set with 2 stop valves

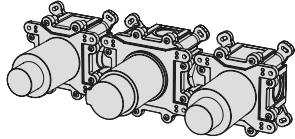
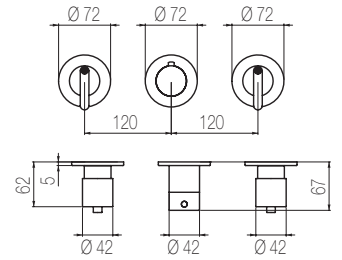
External part for thermostatic built-in mixer with two stop valves - 3/4" connections



Code	Finishing	Price
<b>KIR60</b>	<b>S</b> Brushed Stainless Steel	\$ <b>1760</b>



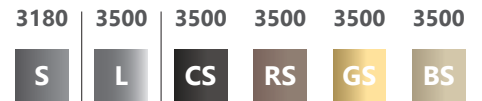
1760	1935	2920	2920	2920	2920
------	------	------	------	------	------



### Built-in part

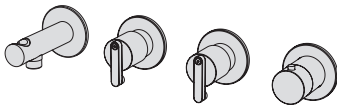
Code	Finishing	Price
<b>INN60</b>	<b>S</b> Brushed Stainless Steel	\$ <b>3180</b>

3180	3500	3500	3500	3500	3500
------	------	------	------	------	------



## High flow rate horizontal thermostatic set

External part for wall-mounted horizontal shower group made of thermostatic mixer, 2-ways manifold, stop valve, water connection with holder, with 3/4" connections

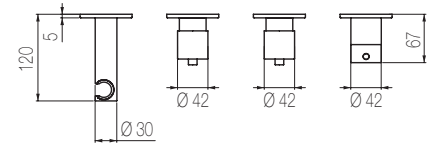
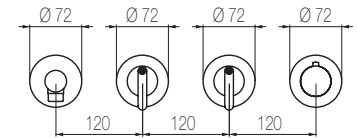


Code	Finishing	Price
<b>KIR51</b>	<b>S</b> Brushed Stainless Steel	\$ <b>2760</b>

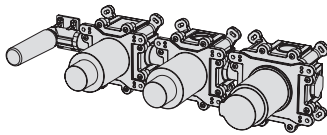
2760	3035	4580	4580	4580	4580
------	------	------	------	------	------



2760	3035	4580	4580	4580	4580
------	------	------	------	------	------



To be completed with hand shower and flexible hose of your choice. See pg. 189



### Built-in part

Code	Finishing	Price
<b>INN51</b>	<b>S</b> Brushed Stainless Steel	\$ <b>3270</b>

3270	3600	3600	3600	3600	3600
------	------	------	------	------	------



## Thermostatic mixer with 2 manifolds

External part for thermostatic built-in mixer with 2-ways manifold - 3/4" connections.

For both vertical and horizontal installation

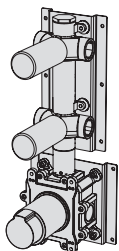
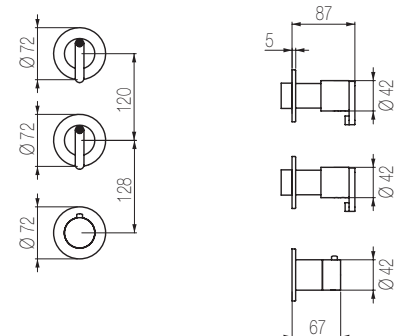


Code	Finishing	Price
<b>KIR55</b>	<b>S</b> Brushed Stainless Steel	\$ <b>1895</b>

1895	2085	3150	3150	3150	3150
------	------	------	------	------	------



1895	2085	3150	3150	3150	3150
------	------	------	------	------	------



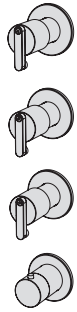
### Built-in part

Code	Finishing	Price
<b>INN55</b>	<b>S</b> Brushed Stainless Steel	\$ <b>2670</b>

2670	2935	2935	2935	2935	2935
------	------	------	------	------	------



# KIRA



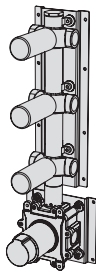
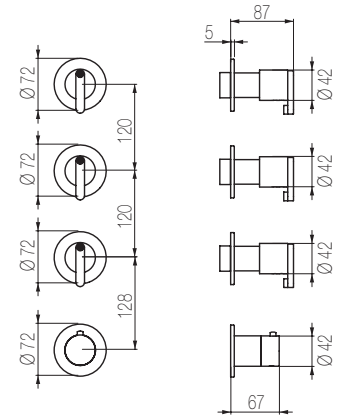
## Thermostatic mixer with 3 manifolds

External part for thermostatic built-in mixer with 3-ways manifold - 3/4" connections.  
For both vertical and horizontal installation

Code	Finishing	Price
<b>KIR56</b>	<b>S</b> Brushed Stainless Steel	\$ <b>2465</b>



2465	2715	4095	4095	4095	4095
<b>S</b>	<b>L</b>	<b>CS</b>	<b>RS</b>	<b>GS</b>	<b>BS</b>



## Built-in part

Code	Finishing	Price	3310	3645	3645	3645	3645	3645
<b>INN56</b>	<b>S</b> Brushed Stainless Steel	\$ <b>3310</b>	<b>S</b>	<b>L</b>	<b>CS</b>	<b>RS</b>	<b>GS</b>	<b>BS</b>



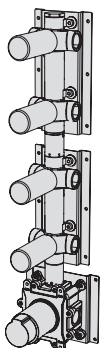
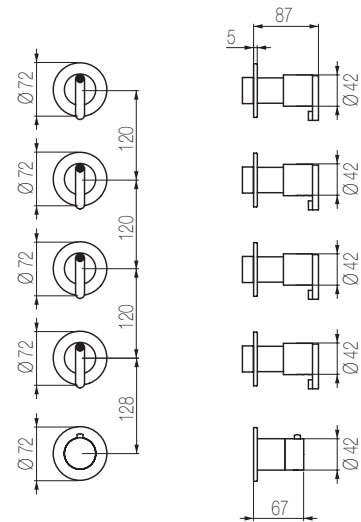
## Thermostatic mixer with 4 manifolds

External part for thermostatic built-in mixer with 4-ways manifold - 3/4" connections.  
For both vertical and horizontal installation

Code	Finishing	Price
<b>KIR57</b>	<b>S</b> Brushed Stainless Steel	\$ <b>3035</b>



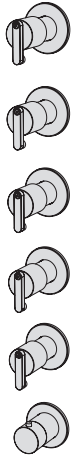
3035	3340	5040	5040	5040	5040
<b>S</b>	<b>L</b>	<b>CS</b>	<b>RS</b>	<b>GS</b>	<b>BS</b>



## Built-in part

Code	Finishing	Price	4140	4555	4555	4555	4555	4555
<b>INN57</b>	<b>S</b> Brushed Stainless Steel	\$ <b>4140</b>	<b>S</b>	<b>L</b>	<b>CS</b>	<b>RS</b>	<b>GS</b>	<b>BS</b>

# KIRA



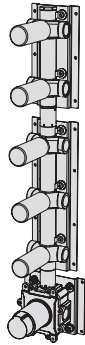
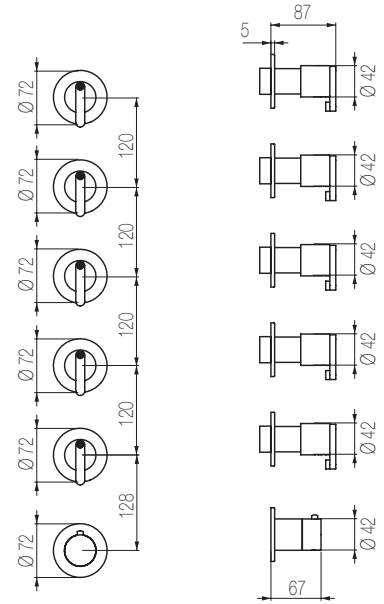
## Thermostatic mixer with 5 manifolds

External part for thermostatic built-in mixer with 5-ways manifold - 3/4" connections.  
For both vertical and horizontal installation

Code	Finishing	Price
<b>KIR58</b>	<b>S</b> Brushed Stainless Steel	\$ <b>3595</b>



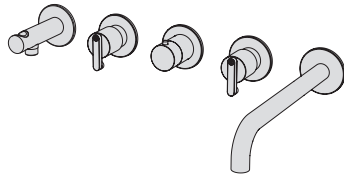
3595	3970	5985	5985	5985	5985
<b>S</b>	<b>L</b>	<b>CS</b>	<b>RS</b>	<b>GS</b>	<b>BS</b>



## Built-in part

Code	Finishing	Price
<b>INN58</b>	<b>S</b> Brushed Stainless Steel	\$ <b>5175</b>

5175	5695	5695	5695	5695	5695
<b>S</b>	<b>L</b>	<b>CS</b>	<b>RS</b>	<b>GS</b>	<b>BS</b>



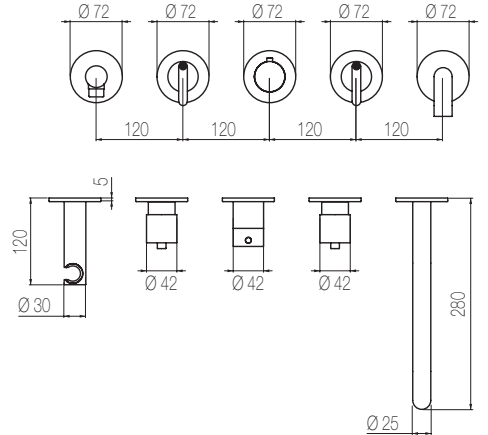
## High flow rate horizontal bath set

External part for wall-mounted horizontal bath group made of thermostatic mixer, fixed spout, 2 stop valves, and water connection with fixed shower holder, with 3/4" connections

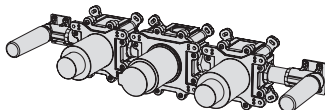
Code	Finishing	Price
<b>KIR52</b>	<b>S</b> Brushed Stainless Steel	\$ <b>3175</b>



3175	3490	5270	5270	5270	5270
<b>S</b>	<b>L</b>	<b>CS</b>	<b>RS</b>	<b>GS</b>	<b>BS</b>



To be completed with hand shower and flexible hose of your choice. See pg. 189

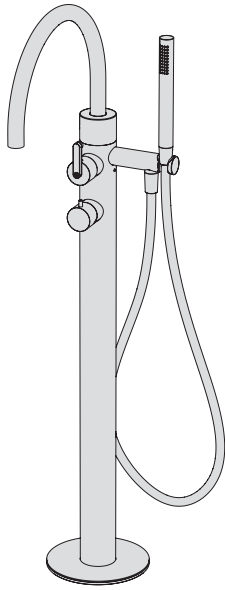


## Built-in part

Code	Finishing	Price
<b>INN52</b>	<b>S</b> Brushed Stainless Steel	\$ <b>2965</b>

2965	3260	3260	3260	3260	3260
<b>S</b>	<b>L</b>	<b>CS</b>	<b>RS</b>	<b>GS</b>	<b>BS</b>

# KIRA



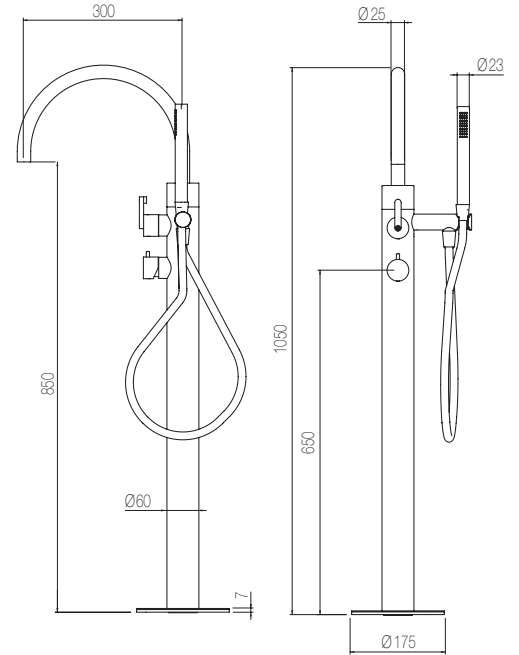
## Free-standing bath mixer

External part for free-standing bath group  $\varnothing 60$  with bridge-shaped spout and hand shower

Code	Finishing	Price
<b>PVI99</b>	<b>S</b> Brushed Stainless Steel	\$ <b>8935</b>



8935 | 9830 | 14830 | 14830 | 14830 | 14830

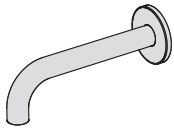


## Built-in part

Code	Finishing	Price
<b>INV2</b>		\$ <b>520</b>

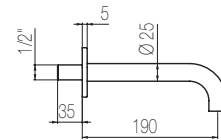
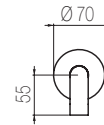
## Bath spout

Wall-mounted bath spout l=190 mm



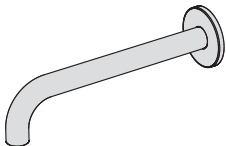
Code	Finishing	Price
<b>CHV19</b>	<b>S</b> Brushed Stainless Steel	\$ <b>850</b>

850 | 935 | 1410 | 1410 | 1410 | 1410



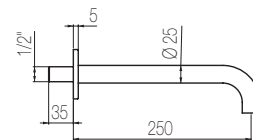
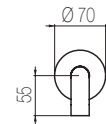
## Bath spout

Wall-mounted bath spout l=250 mm

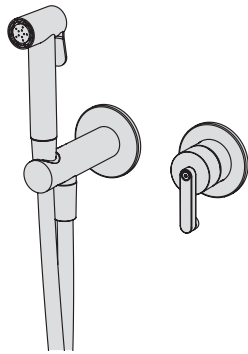


Code	Finishing	Price
<b>CHV25</b>	<b>S</b> Brushed Stainless Steel	\$ <b>930</b>

930 | 1020 | 1540 | 1540 | 1540 | 1540



# KIRA



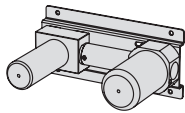
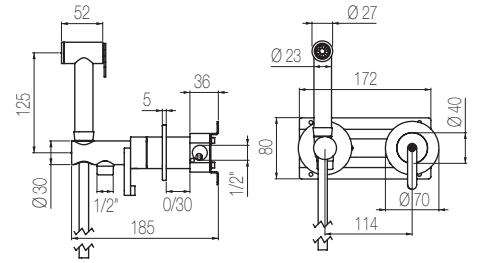
## Hydrobrush for personal hygiene

External part for wall-mounted multi-jet toilet hydrobrush **for personal hygiene** with integrated manual mixer

Code	Finishing	Price
<b>IDK6</b>	<b>S</b> Brushed Stainless Steel	\$ <b>1330</b>



1330	1465	2195	2195	2195	2195
<b>S</b>	<b>L</b>	<b>CS</b>	<b>RS</b>	<b>GS</b>	<b>BS</b>



## Built-in part

Code	Finishing	Price
<b>INN30</b>	<b>S</b> Brushed Stainless Steel	\$ <b>1160</b>

1160	1275	1275	1275	1275	1275
<b>S</b>	<b>L</b>	<b>CS</b>	<b>RS</b>	<b>GS</b>	<b>BS</b>



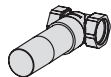
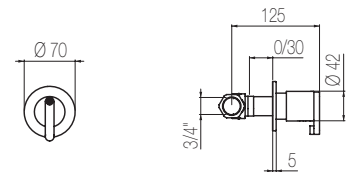
## Stop valve

External part for wall-mounted stop valve - 3/4" connection

Code	Finishing	Price
<b>KIR50</b>	<b>S</b> Brushed Stainless Steel	\$ <b>640</b>

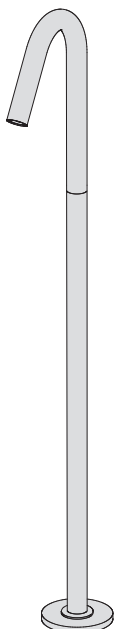


640	695	1060	1060	1060	1060
<b>S</b>	<b>L</b>	<b>CS</b>	<b>RS</b>	<b>GS</b>	<b>BS</b>



## Built-in part

Code	Finishing	Price
<b>INC50</b>		\$ <b>515</b>

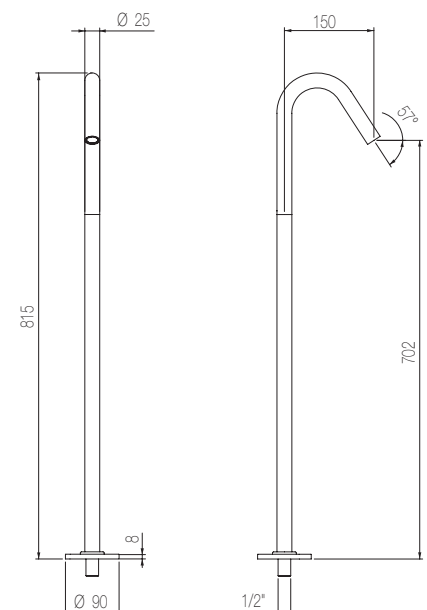


## Floor-mounted bath spout

Floor-mounted bath spout

Code	Finishing	Price
<b>CHV1</b>	<b>S</b> Brushed Stainless Steel	\$ <b>2790</b>


2790	3065	4625	4625	4625	4625
<b>S</b>	<b>L</b>	<b>CS</b>	<b>RS</b>	<b>GS</b>	<b>BS</b>



---

# Koè

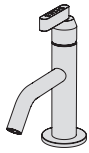
KOÈ



Industrial style for of the novelties of the GEDA collections.  
The inspiration for Koè comes from the charm of the lofts in New York, with their intertwining exposed pipes. A detail of character is the engraved handle, which recalls the lever of an old style valve.



## Basin mixer



Single lever basin mixer without pop-up waste and drain

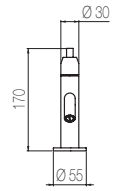
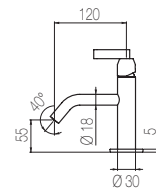
Code	Finishing	Price
<b>KOE1</b>	<b>1</b> Chrome	\$ <b>795</b>



C10.00.0013

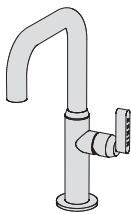


C13.00.0043



795	1040	1330	1160	1200	1280													
<b>1</b>	<b>8</b>	<b>AO</b>	<b>CL</b>	<b>RL</b>	<b>GL</b>	<b>BK</b>	<b>CW</b>	<b>MG</b>	<b>MC</b>	<b>CH</b>	<b>CF</b>	<b>GT</b>	<b>GM</b>	<b>GG</b>	<b>GB</b>	<b>OB</b>	<b>DB</b>	<b>CO</b>

## Basin mixer with medium spout



Single lever basin mixer with medium spout without pop-up waste and drain

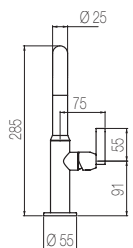
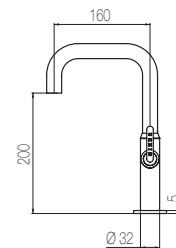
Code	Finishing	Price
<b>KOE5</b>	<b>1</b> Chrome	\$ <b>1120</b>



C10.00.0013

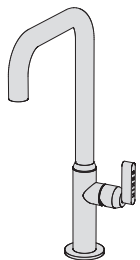


C13.00.0065



1120	1455	1850	1625	1680	1790													
<b>1</b>	<b>8</b>	<b>AO</b>	<b>CL</b>	<b>RL</b>	<b>GL</b>	<b>BK</b>	<b>CW</b>	<b>MG</b>	<b>MC</b>	<b>CH</b>	<b>CF</b>	<b>GT</b>	<b>GM</b>	<b>GG</b>	<b>GB</b>	<b>OB</b>	<b>DB</b>	<b>CO</b>

## Basin mixer with high spout



Single lever basin mixer with high spout without pop-up waste and drain

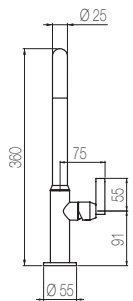
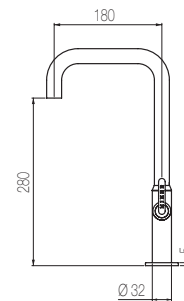
Code	Finishing	Price
<b>KOE6</b>	<b>1</b> Chrome	\$ <b>1330</b>



C10.00.0013

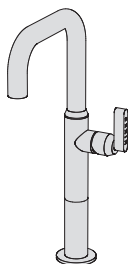


C13.00.0065



1330	1730	2215	1930	1995	2125													
<b>1</b>	<b>8</b>	<b>AO</b>	<b>CL</b>	<b>RL</b>	<b>GL</b>	<b>BK</b>	<b>CW</b>	<b>MG</b>	<b>MC</b>	<b>CH</b>	<b>CF</b>	<b>GT</b>	<b>GM</b>	<b>GG</b>	<b>GB</b>	<b>OB</b>	<b>DB</b>	<b>CO</b>

## High basin mixer with medium spout



Single lever high basin mixer with medium spout without pop-up waste and drain

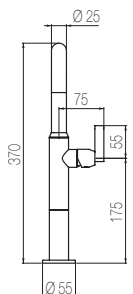
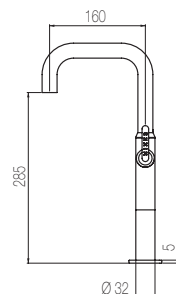
Code	Finishing	Price
<b>KOE50</b>	<b>1</b> Chrome	\$ <b>1435</b>



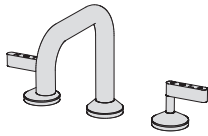
C10.00.0013



C13.00.0065



1435	1865	2385	2080	2150	2295													
<b>1</b>	<b>8</b>	<b>AO</b>	<b>CL</b>	<b>RL</b>	<b>GL</b>	<b>BK</b>	<b>CW</b>	<b>MG</b>	<b>MC</b>	<b>CH</b>	<b>CF</b>	<b>GT</b>	<b>GM</b>	<b>GG</b>	<b>GB</b>	<b>OB</b>	<b>DB</b>	<b>CO</b>



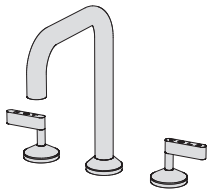
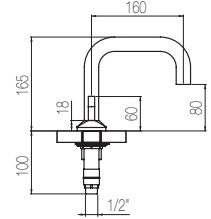
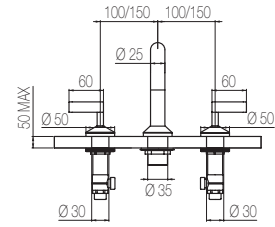
## 3-hole basin set

3-hole basin group with two remote controls on deck with 1/2" ceramic valves and spout without pop-up waste and drain

Code	Finishing	Price
KOE12	1 Chrome	\$ 1865



1865	2425	3075	2695	2795	2980
1	8	AO CL RL GL	BK CW	MG MC CH CF GT GM GG GB	OB DB CO



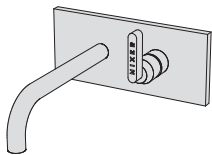
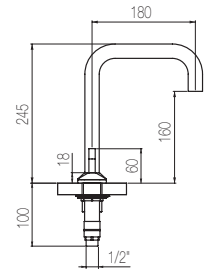
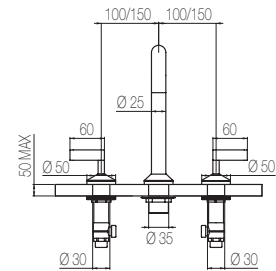
## 3-hole basin set

3-hole basin group with two remote controls on deck with 1/2" ceramic valves and high spout without pop-up waste and drain

Code	Finishing	Price
KOE13	1 Chrome	\$ 1960



1960	2550	3235	2840	2940	3135
1	8	AO CL RL GL	BK CW	MG MC CH CF GT GM GG GB	OB DB CO



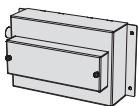
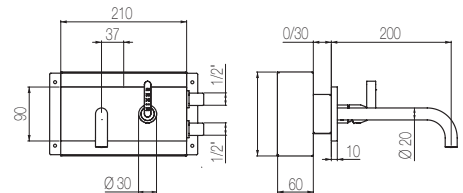
## Wall basin mixer with short spout

Single lever built-in basin group with **short spout**

Code	Finishing	Price
KOE11	1 Chrome	\$ 1690

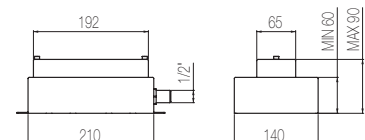


1690	2195	2785	2445	2535	2700
1	8	AO CL RL GL	BK CW	MG MC CH CF GT GM GG GB	OB DB CO



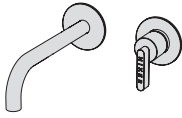
## Built-in part

Code	Finishing	Price
IST10		\$ 520



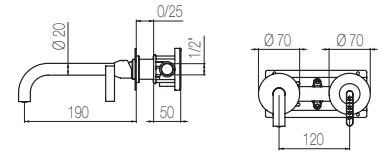


## Wall basin mixer with short spout



2-hole basin group with wall remote control and **short spout** without pop-up waste and drain

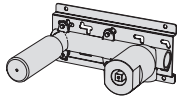
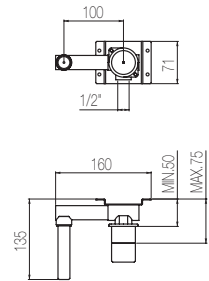
Code	Finishing	Price
<b>KON84</b>	<b>1</b> Chrome	\$ <b>880</b>



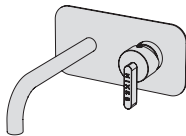
880	1145	1465	1275	1320	1410
1	8	AO CL RL GL	BK CW	MG MC CH CF GT GM GG GB	OB DB CO

### Built-in part

Code	Finishing	Price
<b>IGN84</b>	<b>1</b> Chrome	\$ <b>375</b>

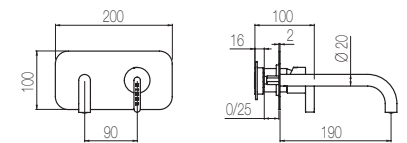


## Wall basin mixer with short spout



Single lever built-in basin group with **short spout**

Code	Finishing	Price
<b>KOE88</b>	<b>1</b> Chrome	\$ <b>1440</b>



1440	1870	2390	2085	2160	2305
1	8	AO CL RL GL	BK CW	MG MC CH CF GT GM GG GB	OB DB CO

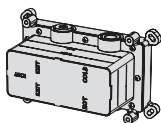
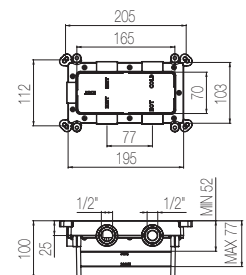
### Built-in part

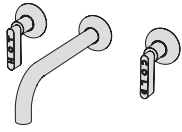
Built-in part for Multiplo universal mixer

**Max flow rate at 3 bar (free way out)**

Uscita / Way out Lt/m 26,0

Code	Finishing	Price
<b>MUL1</b>		\$ <b>710</b>





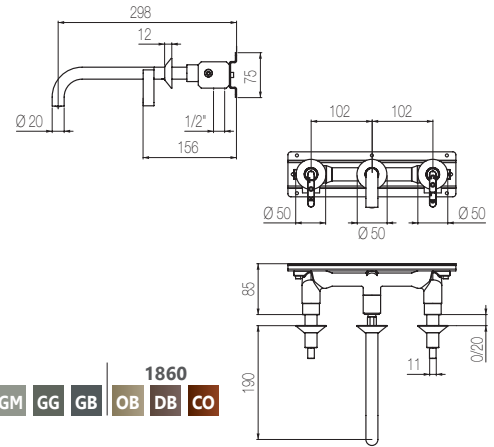
## Wall basin tap with medium spout

Built-in tap set with two remote controls with 1/2" ceramic valves and l=190 mm spout without pop-up waste and drain

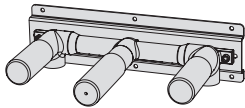
Code	Finishing	Price
<b>KON57</b>	1 Chrome	\$ 1160



1160	1510	1935	1685	1745	1860
1	8	AO CL RL GL	BK CW	MG MC CH CF GT GM GG GB	OB DB CO



## Built-in part



Code	Finishing	Price
<b>ISN56</b>	1 Chrome	\$ 615

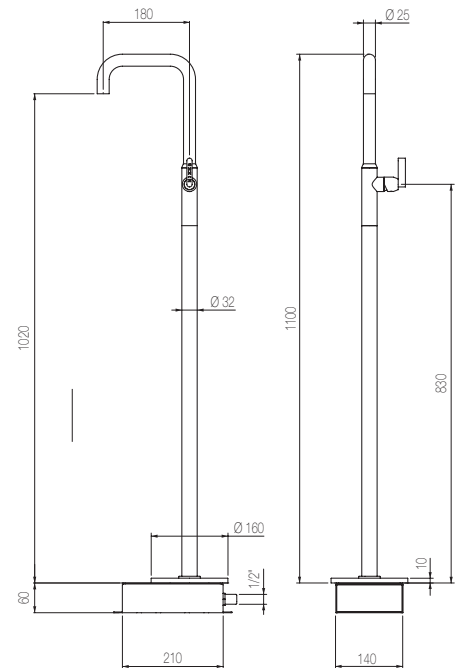
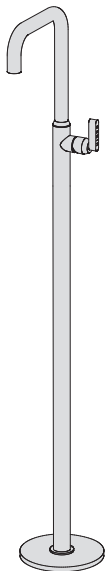
## Free-standing basin mixer

Free-standing basin mixer without pop-up waste and drain

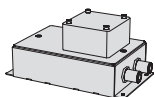
Code	Finishing	Price
<b>KOE19</b>	1 Chrome	\$ 3495



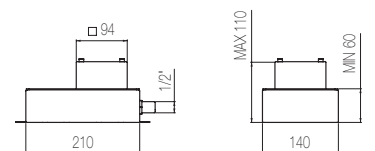
3495	4550	5825	5075							
1	8	AO CL RL GL	BK CW							
MG	MC	CH	CF	GT	GM	GG	GB	OB	DB	CO
		5250	5600							



## Built-in part



Code	Finishing	Price
<b>IST19</b>		\$ 520

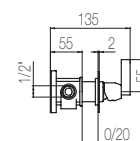


## Wall-mounted mixer

Single lever wall-mounted mixer



Code	Finishing	Price
KOE38	1 Chrome	\$ 480

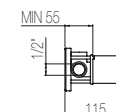


480	625	800	695	720	770
1	8	AO CL RL GL BK CW	MG MC CH CF GT GM GG GB OB DB CO		

## Built-in part



Code	Finishing	Price
ISN38	1 Chrome	\$ 215

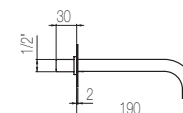
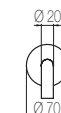


## Short wall basin spout

Wall-mounted basin spout l=190 mm



Code	Finishing	Price
CMN1	1 Chrome	\$ 395



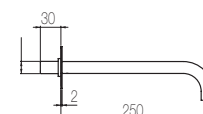
395	515	665	575	595	635
1	8	AO CL RL GL BK CW	MG MC CH CF GT GM GG GB OB DB CO		

## Long wall basin spout

Wall-mounted basin spout l=250 mm




Code	Finishing	Price
CMN2	1 Chrome	\$ 425



425	550	700	615	635	675
1	8	AO CL RL GL BK CW	MG MC CH CF GT GM GG GB OB DB CO		

## Multiple built-in part

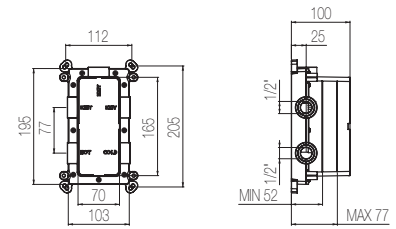


Built-in part for Multiplo universal mixer

**Max flow rate at 3 bar (free way out)**

Way out m 26,0

Code	Finishing	Price
<b>MUL1</b>		\$ 710

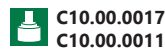


## Multiplo 2-way thermostatic mixer



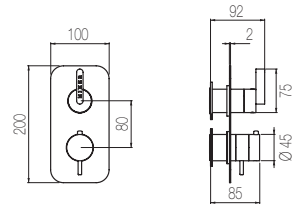
Multiplo 2-way thermostatic shower mixer

Code	Finishing	Price
<b>ETK2</b>	1 Chrome	\$ 1545

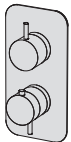


C10.00.0017  
C10.00.0011

1545 | 2010 | 2550 | 2240 | 2320 | 2475  
 1 | 8 | AO CL RL GL BK CW MG MC CH CF GT GM GG GB OB DB CO

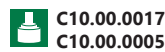


## Multiplo 3-way thermostatic mixer



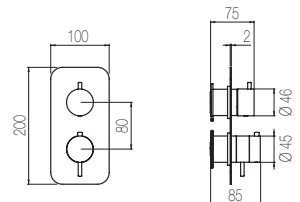
Multiplo 3-way thermostatic shower mixer

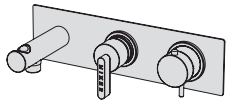
Code	Finishing	Price
<b>ETT3</b>	1 Chrome	\$ 1875



C10.00.0017  
C10.00.0005

1875 | 2440 | 3125 | 2720 | 2760 | 3000  
 1 | 8 | AO CL RL GL BK CW MG MC CH CF GT GM GG GB OB DB CO





For hand shower and flexible hose. See pg 185

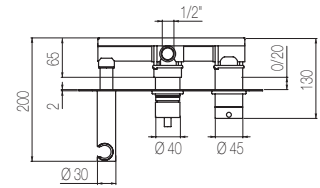
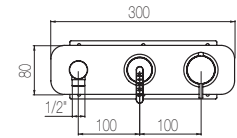
## Horizontal thermostatic shower mixer

Horizontal thermostatic shower mixer with 2-way rotating diverter (one way is connected to the hand shower and the other one is free), water connection with holder

Code	Finishing	Price
<b>ETK4N</b>	<b>1</b> Chrome	\$ <b>1980</b>



1980	2575	3285	2870	2975	3170
1	8	AO CL RL GL BK CW	MG MC CH CF GT GM GG GB	OB DB CO	

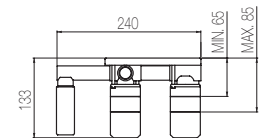
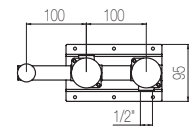
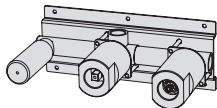


## Built-in part

Max flow rate at 3 bar (free way out)

Way out m 26,0

Code	Finishing	Price
<b>ISN81</b>	<b>1</b> Chrome	\$ <b>1720</b>



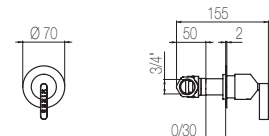
## 3/4" stop valve

Wall-mounted built-in stop valve with 3/4" connection

Code	Finishing	Price
<b>RAK40</b>	<b>1</b> Chrome	\$ <b>585</b>



585	765	980	850	880	940
1	8	AO CL RL GL BK CW	MG MC CH CF GT GM GG GB	OB DB CO	

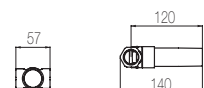
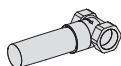


## Built-in part

Max flow rate at 3 bar (free way out)

Way out m 40,0

Code	Finishing	Price
<b>IGP40</b>		\$ <b>335</b>

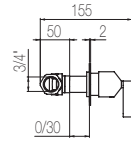




## Thermostatic Valve

External part for coaxial thermostatic mixer

Code	Finishing	Price
ETT36	L Chrome	\$ 510



510	660	840	735	765	810
1	8	AO CL RL GL	BK CW	MG MC CH CF GT GM GG GB	OB DB CO

## Built-in part



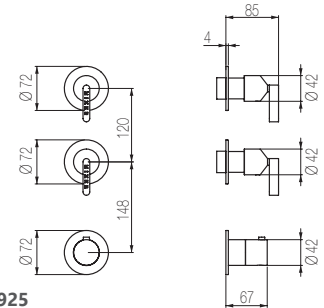
Code	Finishing	Price
ITN36		\$ 575



## Shower mixer with 2 manifolds

High flow rate wall-mounted built-in thermostatic shower mixer with 2 ways manifold (3/4" junctions)

Code	Finishing	Price
GKN41	1 Chrome	\$ 1830



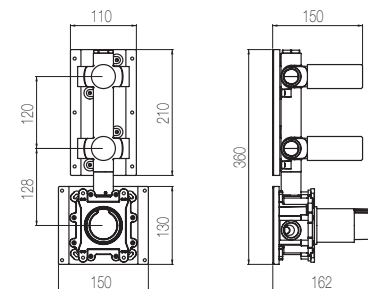
1830	2380	3035	2655	2745	2925
1	8	AO CL RL GL	BK CW	MG MC CH CF GT GM GG GB	OB DB CO

## Built-in part

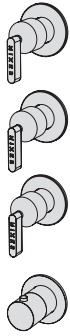
Max flow rate at 3 bar (free way out)

Way out m 40,0

Code	Finishing	Price
IGN41	1 Chrome	\$ 2825



2825	3675	4665	4100	4240	4520
1	8	AO CL RL GL	BK CW	MG MC CH CF GT GM GG GB	OB DB CO



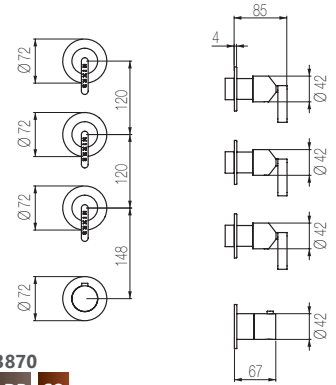
## Shower mixer with 3 manifolds

High flow rate wall-mounted built-in thermostatic shower mixer with 3 ways manifold (3/4" junctions)

Code	Finishing	Price
<b>GKN42</b>	<b>1</b> Chrome	\$ <b>2420</b>



2420	3145	4015	3505	3630	3870
1	8	AO CL RL GL BK CW	MG MC CH CF GT GM GG GB	OB DB CO	



## Built-in part

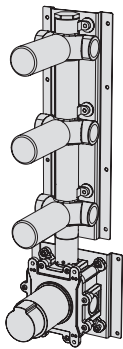
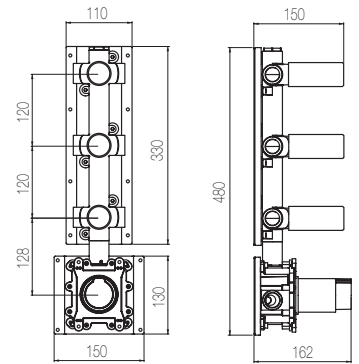
Max flow rate at 3 bar (free way out)

Way out m 40,0

Code	Finishing	Price
<b>IGN42</b>	<b>1</b> Chrome	\$ <b>2945</b>



2945	3830	4860	4270	4420	4715
1	8	AO CL RL GL BK CW	MG MC CH CF GT GM GG GB	OB DB CO	



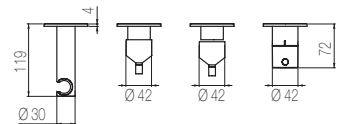
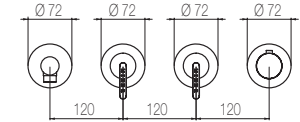
## Horizontal thermostatic shower kit

High flow rate wall-mounted horizontal shower group made of thermostatic mixer, one-way control for free connection, one stop valve dedicated to the water plug with fixed shower holder, hand shower and 150 cm flexible hose (3/4" junctions)

Code	Finishing	Price
<b>GPK51N</b>	<b>1</b> Chrome	\$ <b>2210</b>



2210	2875	3680	3205	3315	3535
1	8	AO CL RL GL BK CW	MG MC CH CF GT GM GG GB	OB DB CO	

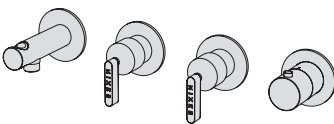
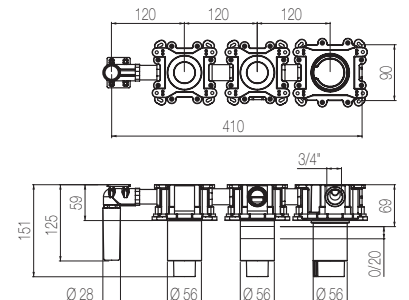


## Built-in part

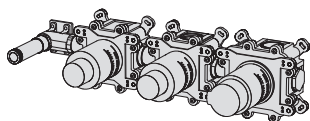
Code	Finishing	Price
<b>IGP51</b>	<b>1</b> Chrome	\$ <b>3345</b>

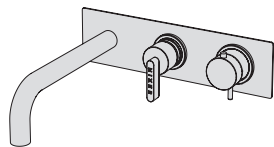


3345	4350	5520	4850	5020	5355
1	8	CL RL GL BK CW	MG MC CH CF GT GM GG GB	OB DB CO	



For hand shower and flexible hose. See pg 185





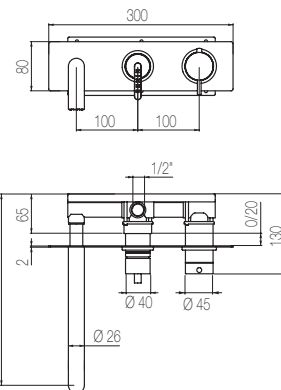
## Horizontal thermostatic bath mixer

Horizontal thermostatic bath mixer with 2-way rotating diverter (one way is connected to the spout and the other one is free) and integrated spout

Code	Finishing	Price
ETK5N	1 Chrome	\$ 2045

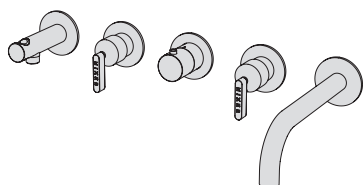
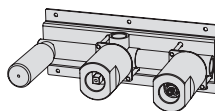


2045	2660	3395	2965	3070	3270													
1	8	AO	CL	RL	GL	BK	CW	MG	MC	CH	CF	GT	GM	GG	GB	OB	DB	CO



## Built-in part

Code	Finishing	Price
ISN81	1 Chrome	\$ 1720



For hand shower and flexible hose. See pg 185

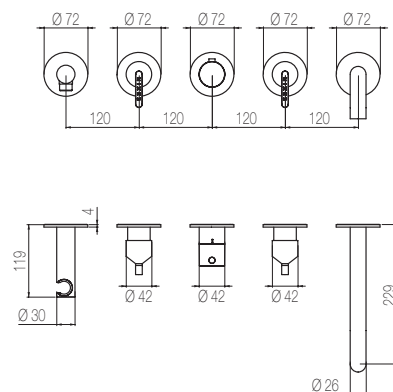
## Horizontal thermostatic shower mixer

High flow rate wall-mounted horizontal bath group made of thermostatic mixer, a stop valve dedicated to the fixed spout and one stop valve dedicated to the water plug with fixed shower holder, hand shower and 150 cm flexible hose (3/4" junctions)

Code	Finishing	Price
GPK52N	1 Chrome	\$ 2880



2880	3745	4750	4175	4320	4605													
1	8	AO	CL	RL	GL	BK	CW	MG	MC	CH	CF	GT	GM	GG	GB	OB	DB	CO

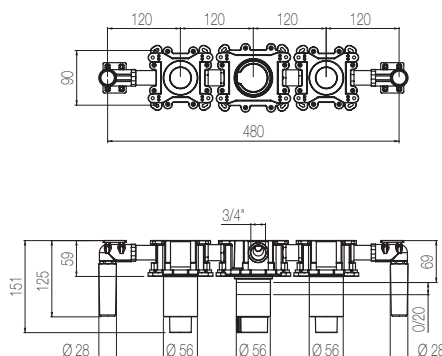
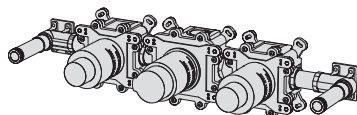


## Built-in part

Max flow rate at 3 bar (free way out)

Way out m 40,0

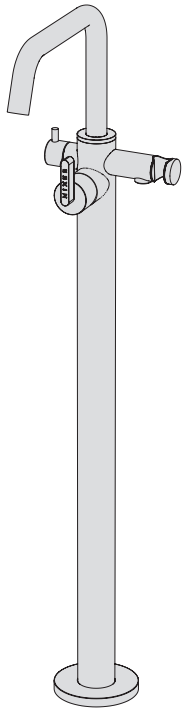
Code	Finishing	Price
IGP52	1 Chrome	\$ 3630



3630	4715	5985	5255	5440	5800													
1	8	AO	CL	RL	GL	BK	CW	MG	MC	CH	CF	GT	GM	GG	GB	OB	DB	CO



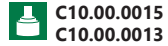
# KOÈ



## Free-standing bath group

Free standing bath mixer with diverter. Flexible hose and handshower sold separately.

Code	Finishing	Price
PVK2	1 Chrome	\$ 4745



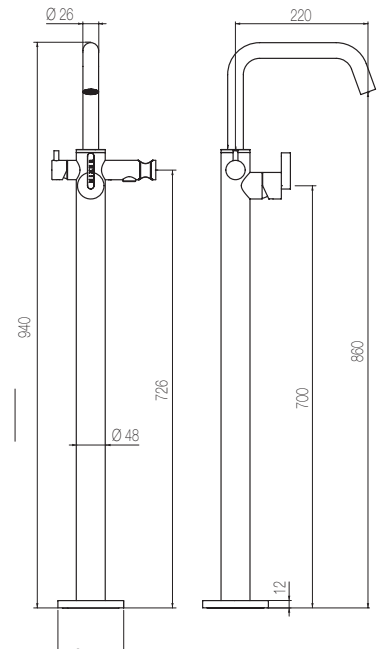
C10.00.0015  
C10.00.0013



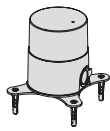
C13.00.0018

4745	6170	7830	6880
1	8	AO CL RL GL BK CW	

7120								7595		
MG	MC	CH	CF	GT	GM	GG	GB	OB	DB	CO



For hand shower and flexible hose. See pg 185



## Built-in part

Code	Finishing	Price
INP2		\$ 390



---

# Macò

MACÒ

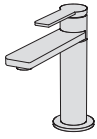


Let your inspiration flow! Minimalist and contemporary, Macò is the GEDA collection that allows you to create sophisticated color combinations and finishes based on your personality and your style.

  
GEDA

# MACÒ

## Basin mixer



Single lever basin mixer without pop-up waste and drain

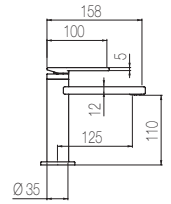
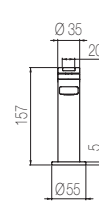
Code	Finishing	Price
<b>MAC1</b>	<b>1</b> Chrome	\$ <b>840</b>



C10.00.0019

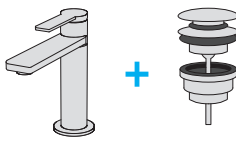


C13.00.0014



840	1095	1395	1220	1260	1345	1345
1	8	CL RL GL BK CW	MG MC CH CF GT GM GG GB	OB DB CO	BI	

## Basin mixer



Single lever basin mixer with pop-up waste and drain

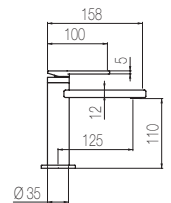
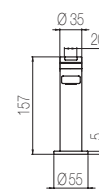
Code	Finishing	Price
<b>MAC1D</b>	<b>1</b> Chrome	\$ <b>910</b>



C10.00.0019

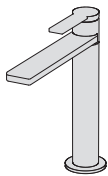


C13.00.0014



910	1180	1500	1315	1365	1455	1455
1	8	CL RL GL BK CW	MG MC CH CF GT GM GG GB	OB DB CO	BI	

## Medium basin mixer



Single lever medium basin mixer without pop-up waste and drain

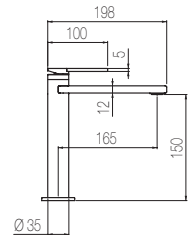
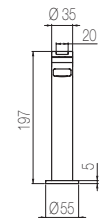
Code	Finishing	Price
<b>MAC2</b>	<b>1</b> Chrome	\$ <b>930</b>



C10.00.0019

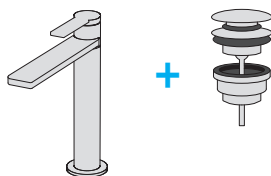


C13.00.0014



930	1210	1545	1350	1395	1490	1490
1	8	CL RL GL BK CW	MG MC CH CF GT GM GG GB	OB DB CO	BI	

## Medium basin mixer



Single lever medium basin mixer with pop-up waste and drain

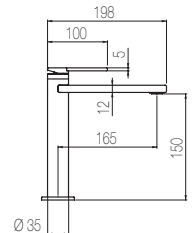
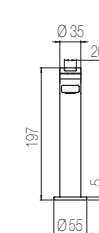
Code	Finishing	Price
<b>MAC2D</b>	<b>1</b> Chrome	\$ <b>1000</b>



C10.00.0019

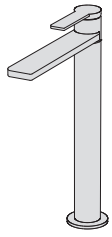


C13.00.0014



1000	1300	1650	1450	1500	1600	1600
1	8	CL RL GL BK CW	MG MC CH CF GT GM GG GB	OB DB CO	BI	

# MACÒ



## High basin mixer

Single lever high basin mixer without pop-up waste and drain

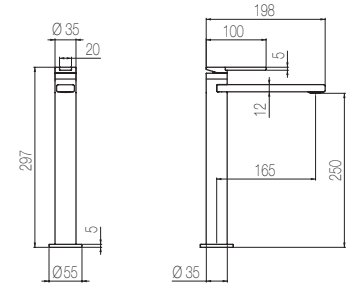
Code	Finishing	Price
<b>MAC3</b>	<b>1</b> Chrome	\$ <b>1155</b>



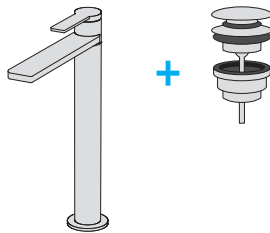
C10.00.0019



C13.00.0014



1155	1500	1915	1675	1735	1850	1850												
1	8	CL	RL	GL	BK	CW	MG	MC	CH	CF	GT	GM	GG	GB	OB	DB	CO	BI



## High basin mixer

Single lever high basin mixer with pop-up waste and drain

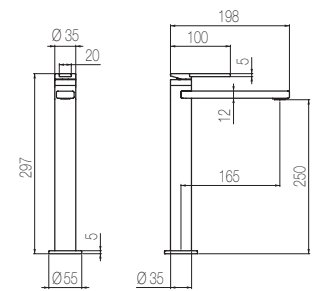
Code	Finishing	Price
<b>MAC3D</b>	<b>1</b> Chrome	\$ <b>1225</b>



C10.00.0019



C13.00.0014



1225	1590	2020	1775	1835	1955	1955												
1	8	CL	RL	GL	BK	CW	MG	MC	CH	CF	GT	GM	GG	GB	OB	DB	CO	BI



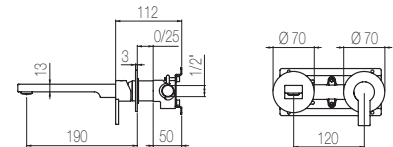
## Wall basin mixer with short spout

2-hole basin group with wall remote control and **short spout** without pop-up waste and drain

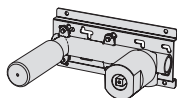
Code	Finishing	Price
<b>MCN84</b>	<b>1</b> Chrome	\$ <b>810</b>



C13.00.0014

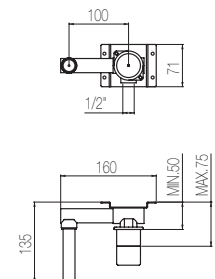


810	1055	1345	1175	1215	1295	1295												
1	8	CL	RL	GL	BK	CW	MG	MC	CH	CF	GT	GM	GG	GB	OB	DB	CO	BI

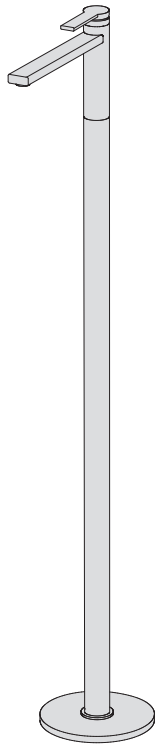


## Built-in part

Code	Finishing	Price
<b>IGN84</b>	<b>1</b> Chrome	\$ <b>375</b>



# MACÒ



## Free-standing basin tap

Free-standing basin mixer without pop-up waste and drain

Code	Finishing	Price
MAC19	1 Chrome	\$ 3215

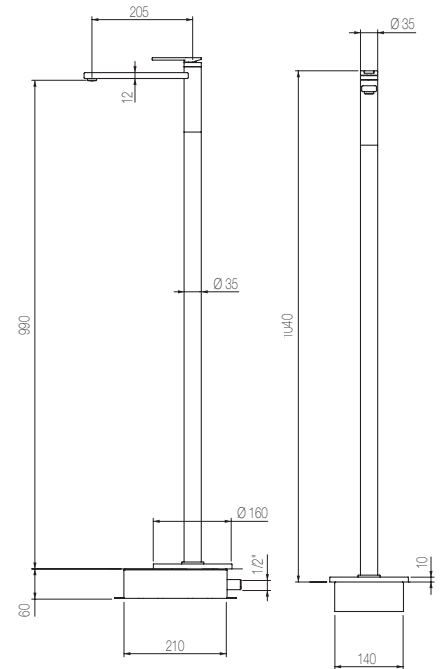


C10.00.0019

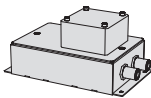


C13.00.0014

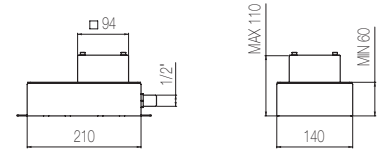
3215	4180	5330	4660
1	8	CL RL GL BK CW	
4820			
MG	MC	CH	CF GT GM GG GB OB DB CO BI
5140		5140	



## Built-in part

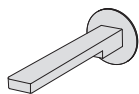


Code	Finishing	Price
IST19		\$ 520



## Short wall basin spout

Wall-mounted basin spout l=190 mm

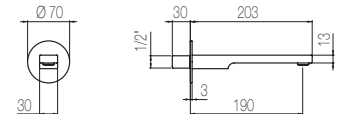


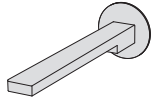
Code	Finishing	Price
CMI91	1 Chrome	\$ 595



C13.00.0014

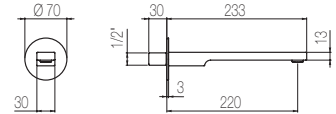
595	775	985	865	895	955
1	8	CL RL GL BK CW	MG MC CH CF GT GM GG GB OB DB CO		





## Long wall basin spout

Wall-mounted basin spout l=250 mm



Code	Finishing	Price
<b>CMI92</b>	<b>1</b> Chrome	\$ <b>695</b>



**C13.00.0014**

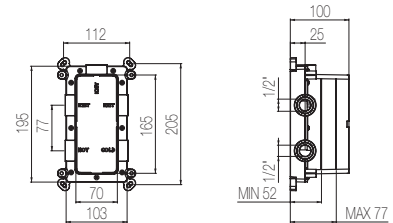

695	900	1145	1005	1040	1110
1	8	CL RL GL	BK CW	MG MC CH CF GT GM GG GB	OB DB CO

## Multiple built-in part

Built-in part for Multiplo universal mixer

Max flow rate at 3 bar (free way out)

Way out m 26,0



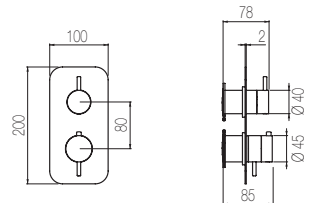
Code	Finishing	Price
<b>MUL1</b>		\$ <b>710</b>



## Multiplo 2-way thermostatic mixer

Multiplo 2-way thermostatic shower mixer

Code	Finishing	Price
<b>ETT2</b>	<b>1</b> Chrome	\$ <b>1290</b>

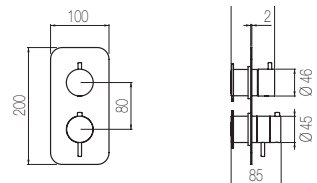


1290	1675	2195	1870	1935	2065
1	8	CL RL GL	BK CW	MG MC CH CF GT GM GG GB	OB DB CO

## Multiplo 3-way thermostatic mixer

Multiplo 3-way thermostatic shower mixer

Code	Finishing	Price
<b>ETT3</b>	<b>1</b> Chrome	\$ <b>1875</b>

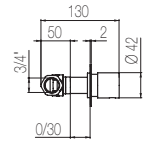
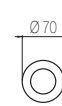


1875	2440	3125	2720	2760	3000
1	8	CL RL GL	BK CW	MG MC CH CF GT GM GG GB	OB DB CO



## 3/4" stop valve

Wall-mounted built-in stop valve with 3/4" connection



Code	Finishing	Price
<b>RAT40</b>	<b>1</b> Chrome	\$ <b>405</b>

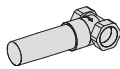


405	530	670	585	610	650	650
1	8	CL RL GL	BK CW	MG MC CH CF GT GM GG GB	OB DB CO	BI

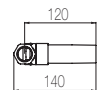
## Built-in part

Max flow rate at 3 bar (free way out)

Way out m 40,0

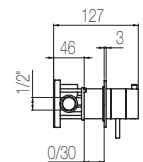
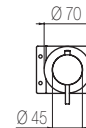


Code	Finishing	Price
<b>IGP40</b>		\$ <b>335</b>



## Thermostatic valve

External part for coaxial thermostatic mixer



Code	Finishing	Price
<b>ETT36</b>	<b>L</b> Chrome	\$ <b>510</b>

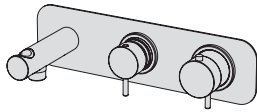


510	660	840	735	765	810
1	8	AO CL RL GL	BK CW	MG MC CH CF GT GM GG GB	OB DB CO



## Built-in part

Code	Finishing	Price
<b>ITN36</b>		\$ <b>575</b>



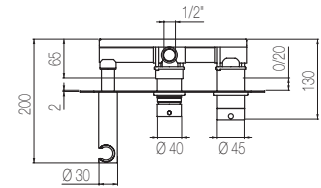
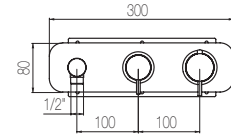
## Horizontal Thermostatic Bath Mixer

Thermostatic shower mixer with 2-way rotating diverter, wall outlet with holder, handshower and 150cm flexible hose.

Code	Finishing	Price
<b>ETT4N</b>	1 Chrome	\$ 1940



1940	2525	2795	2855	3045
1	8	BK CW	MG MC CH CF GT GM GG GB	OB DB CO

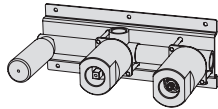
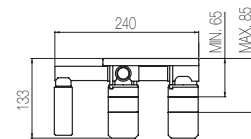
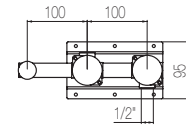


## Built-in part

Max flow rate at 3 bar (free way out)

Way out m 26,0

Code	Finishing	Price
<b>ISN81</b>	1 Chrome	\$ 1720



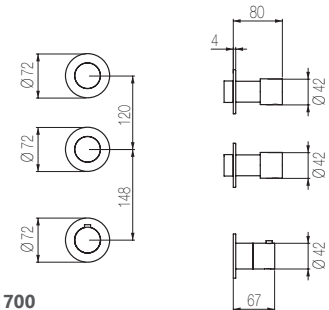
## Shower mixer with 2 manifolds

High flow rate wall-mounted built-in thermostatic shower mixer with 2 ways manifold (3/4" junctions)

Code	Finishing	Price
<b>GTN41</b>	1 Chrome	\$ 1060



1060	1380	1760	1540	1590	1700
1	8	CL RL GL BK CW	MG MC CH CF GT GM GG GB	OB DB CO	



## Built-in part

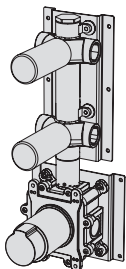
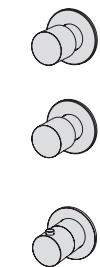
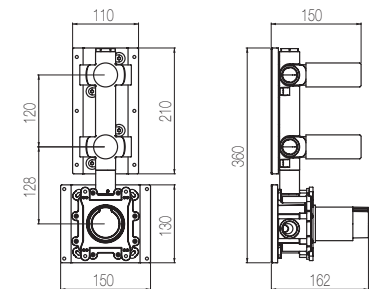
Max flow rate at 3 bar (free way out)

Way out m 40,0

Code	Finishing	Price
<b>IGN41</b>	1 Chrome	\$ 2825



2825	3675	4665	4100	4240	4520
1	8	CL RL GL BK CW	MG MC CH CF GT GM GG GB	OB DB CO	





# MACÒ



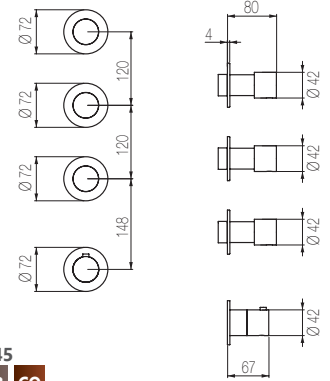
## Shower mixer with 3 manifolds

High flow rate wall-mounted built-in thermostatic shower mixer with 3 way manifold (3/4" junctions)

Code	Finishing	Price
GTN42	1 Chrome	\$ 1465



1465	1905	2435	2125	2200	2345
1	8	CL RL GL BK CW	MG MC CH CF GT GM GG GB	OB DB CO	



## Built-in part

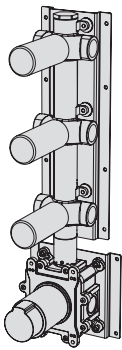
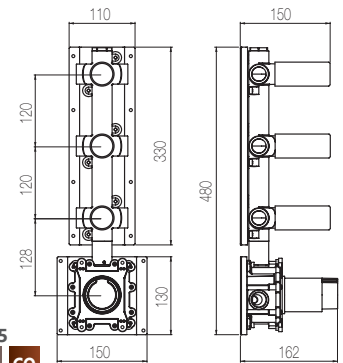
Max flow rate at 3 bar (free way out)

Way out m 40,0

Code	Finishing	Price
IGN42	1 Chrome	\$ 2945



2945	3830	4860	4270	4420	4715
1	8	CL RL GL BK CW	MG MC CH CF GT GM GG GB	OB DB CO	



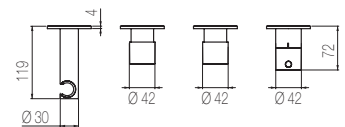
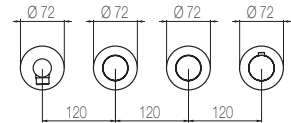
## Horizontal thermostatic shower kit

High flow rate wall-mounted horizontal shower group made of thermostatic mixer, one-way control for free connection, one stop valve dedicated to the water plug with fixed shower holder, hand shower and 150 cm flexible hose (3/4" junctions)

Code	Finishing	Price
GPT51N	1 Chrome	\$ 1825



1825	2375	3015	2645	2740	2920	2920
1	8	CL RL GL BK CW	MG MC CH CF GT GM GG GB	OB DB CO	BI	



For hand shower and flexible hose. See pg 185

## Built-in part

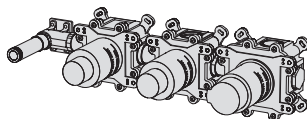
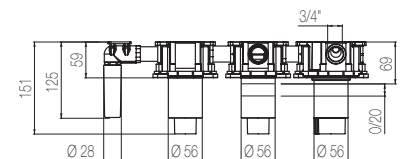
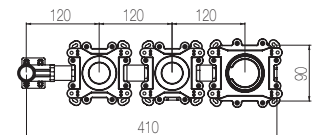
Max flow rate at 3 bar (free way out)

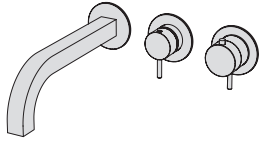
Way out m 40,0

Code	Finishing	Price
IGP51	1 Chrome	\$ 3345



3345	4350	5520	4850	5020	5355
1	8	CL RL GL BK CW	MG MC CH CF GT GM GG GB	OB DB CO	





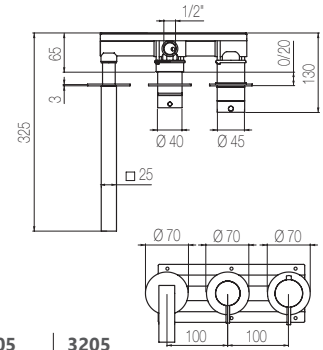
## Horizontal thermostatic bath mixer

Horizontal thermostatic bath mixer with 2-way rotating diverter (one way is connected to the spout and the other one is free) and integrated spout

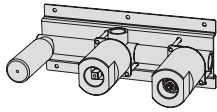
Code	Finishing	Price
ENM5	1 Chrome	\$ 2030



2030	2635	3365	2940	3005	3205	3205
1	8	CL RL GL	BK CW	MG MC CH CF GT GM GG GB	OB DB CO	BI



## Built-in part



Code	Finishing	Price
ISN81	1 Chrome	\$ 1720

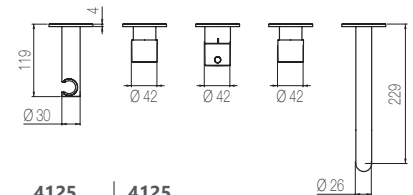
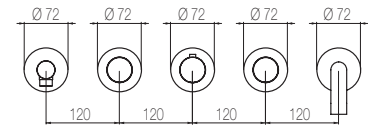
## Horizontal thermostatic bath kit

High flow rate wall-mounted horizontal bath group made of thermostatic mixer, a stop valve dedicated to the fixed spout and one stop valve dedicated to the water plug with fixed shower holder, hand shower and 150 cm flexible hose (3/4" junctions)

Code	Finishing	Price
GPT52N	1 Chrome	\$ 2580



2580	3350	4255	3740	3870	4125	4125
1	8	CL RL GL	BK CW	MG MC CH CF GT GM GG GB	OB DB CO	BI



For hand shower and flexible hose. See pg 185

## Built-in part

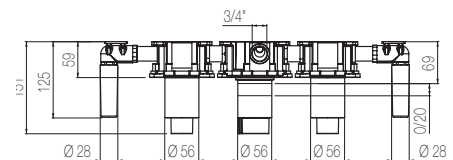
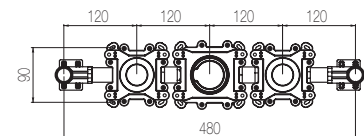
Max flow rate at 3 bar (free way out)

Way out m 40,0

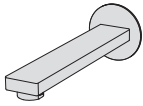
Code	Finishing	Price
IGP52	1 Chrome	\$ 3630



3630	4715	5985	5255	5440	5800
1	8	AO CL RL GL	BK CW	MG MC CH CF GT GM GG GB	OB DB CO



## Short bath spout

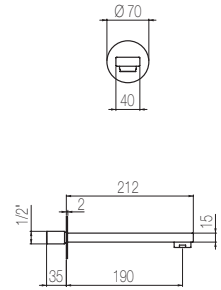


Wall-mounted bath spout l=190 mm

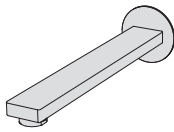
Code	Finishing	Price
<b>BVI1</b>	<b>1</b> Chrome	\$ <b>905</b>



905	1175	1500	1310	1355	1445
1	8	CL RL GL	BK CW	MG MC CH CF GT GM GG GB	OB DB CO



## Long bath spout

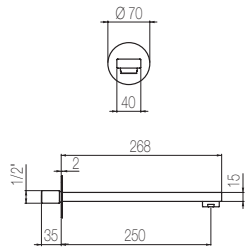


Wall-mounted bath spout l=250 mm

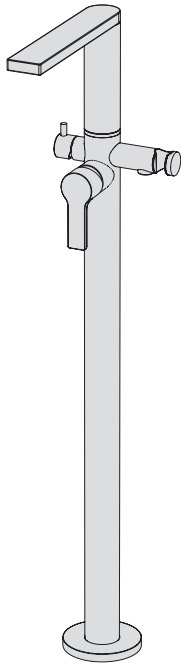
Code	Finishing	Price
<b>BVI2</b>	<b>1</b> Chrome	\$ <b>995</b>



995	1295	1655	1445	1495	1595
1	8	CL RL GL	BK CW	MG MC CH CF GT GM GG GB	OB DB CO



## Free-standing bath group



Free-standing bath mixer with diverter. Flexible hose and abs hand shower sold separately.

Code	Finishing	Price
<b>PVM2</b>	<b>1</b> Chrome	\$ <b>5555</b>



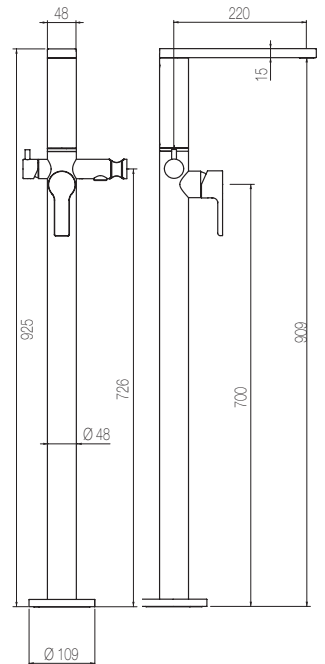
5555	7235	9220	8045	8350	8905	8905
1	8	CL RL GL	BK CW	MG MC CH CF GT GM GG GB	OB DB CO	BI

## Built-in part

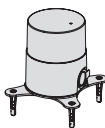
Max flow rate at 3 bar (free way out)

Way out m 26,0

Code	Finishing	Price
<b>INP2</b>		\$ <b>390</b>




For hand shower and flexible hose. See pg 185



---

# Minimè

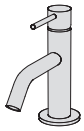
MINIMÈ



Sinuous lines and soft volumes. Minimè is the GEDA collection that offers the greatest possibility of combinations between height and length of the spout. A modern design, to meet your needs and your personality.

  
GEDA

# MINIMÈ



## Basin mixer

Single lever basin mixer without pop-up waste and drain

Code	Finishing	Price
MME1	1 Chrome	\$ 715

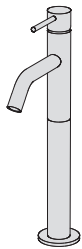
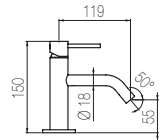
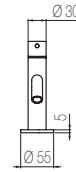


C10.00.0013



C13.00.0043

715	935	1185	1040	1075	1145
1	8	CL RL GL BK CW	MG MC CH CF GT GM GG GB	OB DB CO	



## High basin mixer

Single lever high basin mixer without pop-up waste and drain

Code	Finishing	Price
MME3	1 Chrome	\$ 960

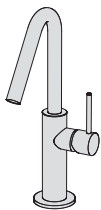
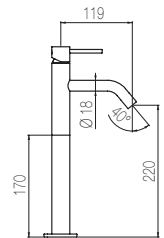
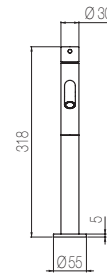


C10.00.0013



C13.00.0043

960	1250	1585	1390	1440	1535
1	8	CL RL GL BK CW	MG MC CH CF GT GM GG GB	OB DB CO	



## Basin mixer with medium spout

Single lever basin mixer with medium spout without pop-up waste and drain

Code	Finishing	Price
MME5	1 Chrome	\$ 860

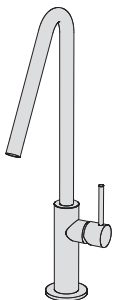
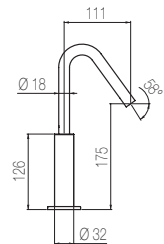
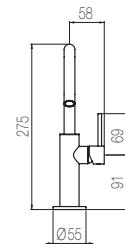


C10.00.0013



C13.00.0066

860	1120	1420	1250	1295	1380
1	8	CL RL GL BK CW	MG MC CH CF GT GM GG GB	OB DB CO	



## Basin mixer with high spout

Single lever basin mixer with high spout without pop-up waste and drain

Code	Finishing	Price
MME6	1 Chrome	\$ 935

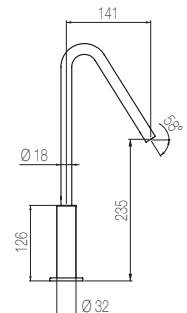
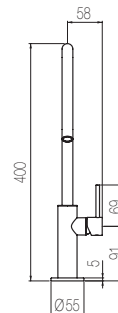


C10.00.0013



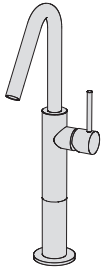
C13.00.0043

935	1215	1540	1355	1400	1495
1	8	CL RL GL BK CW	MG MC CH CF GT GM GG GB	OB DB CO	



# MINIMÈ

## High basin mixer with medium spout



Single lever high basin mixer with medium spout without pop-up waste and drain

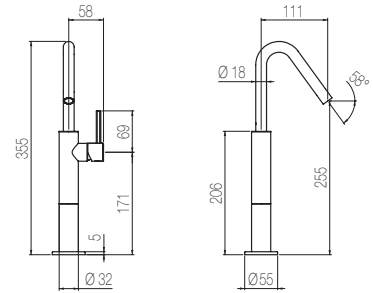
Code	Finishing	Price
<b>MME50</b>	<b>1</b> Chrome	\$ <b>975</b>



C10.00.0013

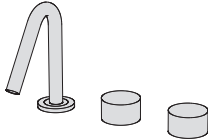


C13.00.0066



975	1270	1610	1415	1465	1560
1	8	CL RL GL	BK CW	MG MC CH CF GT GM GG GB	OB DB CO

## 3-hole basin set



3-hole basin group with two remote controls on deck with 1/2" ceramic valves and spout without pop-up waste and drain

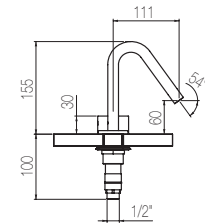
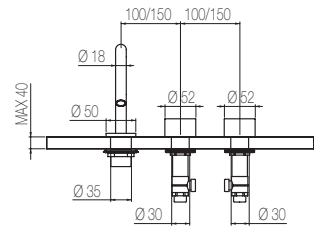
Code	Finishing	Price
<b>MME12</b>	<b>1</b> Chrome	\$ <b>1420</b>



C34.00.0002  
C34.00.0008

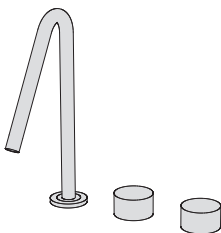


C13.00.0066



1420	1850	2345	2060	2135	2275
1	8	CL RL GL	BK CW	MG MC CH CF GT GM GG GB	OB DB CO

## 3-hole basin set



3-hole basin group with two remote controls on deck with 1/2" ceramic valves and high spout without pop-up waste and drain

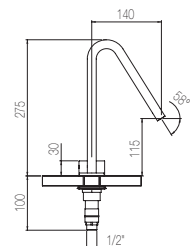
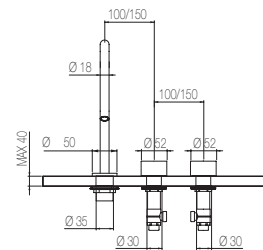
Code	Finishing	Price
<b>MME13</b>	<b>1</b> Chrome	\$ <b>1495</b>



C34.00.0002  
C34.00.0008

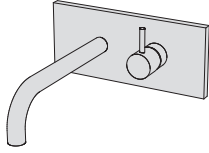


C13.00.0043



1495	1955	2480	2180	2255	2405
1	8	CL RL GL	BK CW	MG MC CH CF GT GM GG GB	OB DB CO

# MINIMÈ



## Wall basin mixer with short spout

Single lever built-in basin group with **long spout**

Code	Finishing	Price
<b>MME11</b>	<b>1</b> Chrome	\$ <b>1630</b>

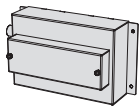
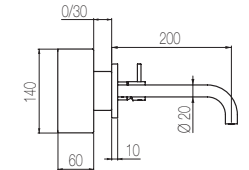
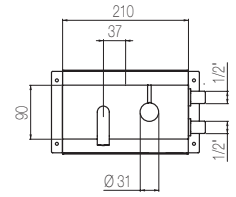


C10.00.0013



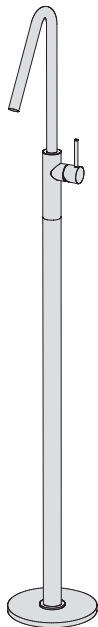
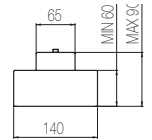
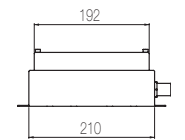
C13.00.0043

1630	2120	2695	2365	2445	2610												
1	8	CL	RL	GL	BK	CW	MG	MC	CH	CF	GT	GM	GG	GB	OB	DB	CO



## Built-in part

Code	Finishing	Price
<b>IST10</b>		\$ <b>520</b>



## Free-standing basin mixer

Free-standing basin mixer without pop-up waste and drain

Code	Finishing	Price
<b>MME19</b>	<b>1</b> Chrome	\$ <b>2975</b>

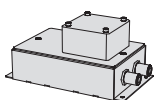
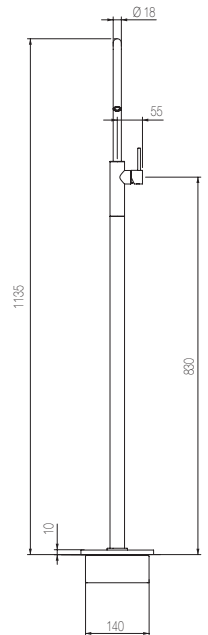
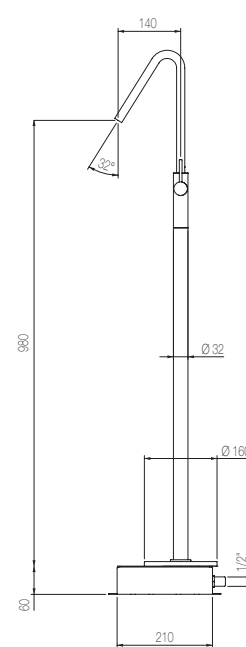


C10.00.0013



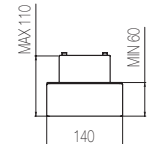
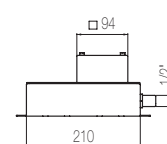
C13.00.0043

2975	3865	4905	4310							
1	8	CL	RL	GL	BK	CW				
MG	MC	CH	CF	GT	GM	GG	GB	OB	DB	CO




## Built-in part

Code	Finishing	Price
<b>IST19</b>		\$ <b>520</b>



# MINIMÈ



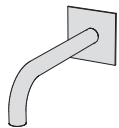
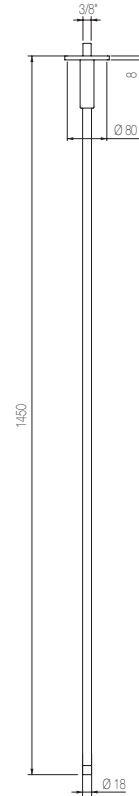
## Ceiling spout

Basin ceiling spout

Code	Finishing	Price
<b>TIB21</b>	<b>1</b> Chrome	\$ <b>2320</b>



2320	3015	3830	3365	3480	3710
1	8	CL RL GL	BK CW	MG MC CH CF GT GM GG GB	OB DB CO



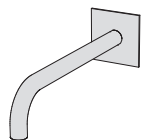
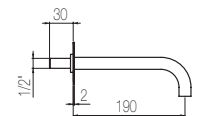
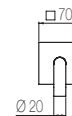
## Short wall basin spout

Wall-mounted basin spout l=190 mm

Code	Finishing	Price
<b>CME1</b>	<b>1</b> Chrome	\$ <b>550</b>



550	715	905	795	825	880
1	8	CL RL GL	BK CW	MG MC CH CF GT GM GG GB	OB DB CO



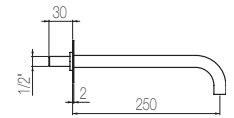
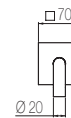
## Long wall basin spout

Wall-mounted basin spout l=250 mm

Code	Finishing	Price
<b>CME2</b>	<b>1</b> Chrome	\$ <b>575</b>



575	745	945	830	860	915
1	8	CL RL GL	BK CW	MG MC CH CF GT GM GG GB	OB DB CO

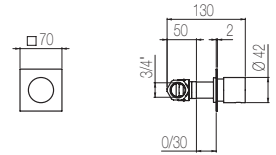






## 3/4" stop valve

Wall-mounted built-in stop valve with 3/4" connection



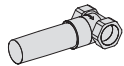
Code	Finishing	Price
<b>RAM40</b>	<b>1</b> Chrome	\$ <b>415</b>



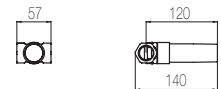
415	540	685	600	620	660
1	8	CL RL GL	BK CW	MG MC CH CF GT GM GG GB	OB DB CO

## Built-in part

Max flow rate at 3 bar (free way out)



Way out m 40,0

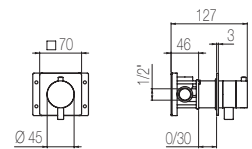


Code	Finishing	Price
<b>IGP40</b>		\$ <b>335</b>



## Thermostatic Valve

External part for coaxial thermostatic valve



Code	Finishing	Price
<b>ETM36</b>	<b>1</b> Chrome	\$ <b>575</b>




575	750	950	835	865	920
1	8	CL RL GL	BK CW	MG MC CH CF GT GM GG GB	OB DB CO



## Built-in part

Code	Finishing	Price
<b>ITN36</b>		\$ <b>575</b>

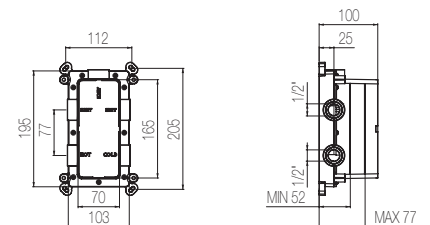


## Multiplo built-in part

Built-in part for Multiplo universal mixer

Max flow rate at 3 bar (free way out)

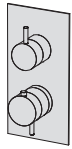
Way out m 26,0



Code	Finishing	Price
<b>MUL1</b>		\$ <b>710</b>



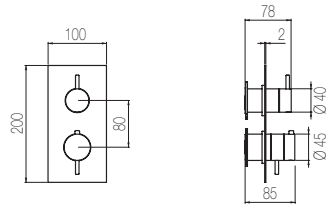
# MINIMÈ



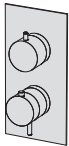
## Multiplo 2-way thermostatic mixer

Multiplo 2-way thermostatic shower mixer

Code	Finishing	Price
<b>ETM2</b>	<b>1</b> Chrome	\$ <b>1705</b>



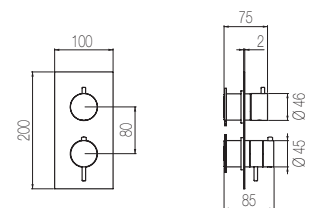
1705	2215	2825	2470	2555	2725
1	8	CL RL GL	BK CW	MG MC CH CF GT GM GG GB	OB DB CO



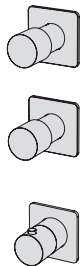
## Multiplo 3-way thermostatic shower mixer

Multiplo 3-way thermostatic shower mixer

Code	Finishing	Price
<b>ETM3</b>	<b>1</b> Chrome	\$ <b>1875</b>



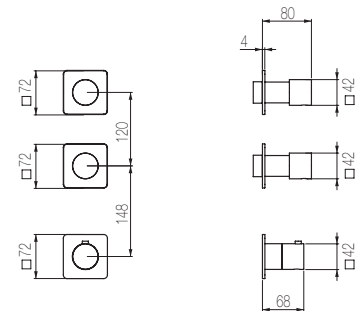
1875	2440	3115	2690	2720	3000
1	8	CL RL GL	BK CW	MG MC CH CF GT GM GG GB	OB DB CO



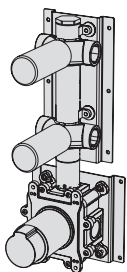
## Shower mixer with 2 manifolds

High flow rate wall-mounted built-in thermostatic shower mixer with 2 ways manifold (3/4" junctions)

Code	Finishing	Price
<b>GMN41</b>	<b>1</b> Chrome	\$ <b>1625</b>



1625	2110	2680	2355	2435	2595
1	8	CL RL GL	BK CW	MG MC CH CF GT GM GG GB	OB DB CO

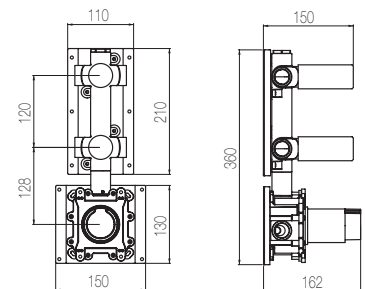


## Built-in part

Max flow rate at 3 bar (free way out)

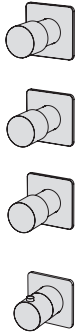
Way out m 40,0

Code	Finishing	Price
<b>IGN41</b>	<b>1</b> Chrome	\$ <b>2825</b>



2825	3675	4665	4100	4240	4520
1	8	CL RL GL	BK CW	MG MC CH CF GT GM GG GB	OB DB CO

# MINIMÈ



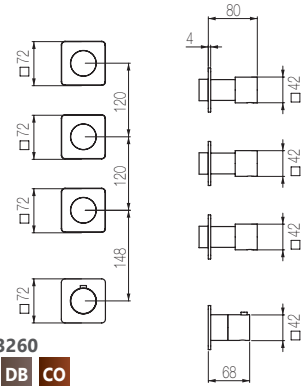
## Shower mixer with 3 manifolds

High flow rate wall-mounted built-in thermostatic shower mixer with 3 ways manifold (3/4" junctions)

Code	Finishing	Price
<b>GMN42</b>	<b>1</b> Chrome	\$ <b>2035</b>



2035	2645	3360	2955	3055	3260
1	8	CL RL GL	BK CW	MG MC CH CF GT GM GG GB	OB DB CO



## Built-in part

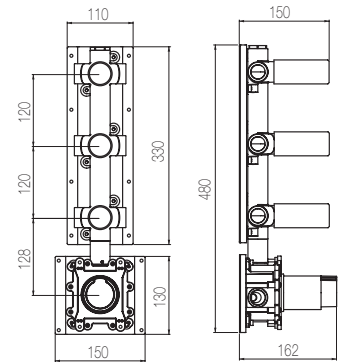
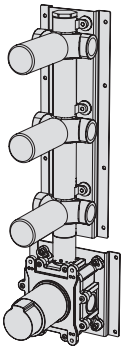
Max flow rate at 3 bar (free way out)

Way out m 40,0

Code	Finishing	Price
<b>IGN42</b>	<b>1</b> Chrome	\$ <b>2945</b>



2945	3830	4860	4270	4420	4715
1	8	CL RL GL	BK CW	MG MC CH CF GT GM GG GB	OB DB CO



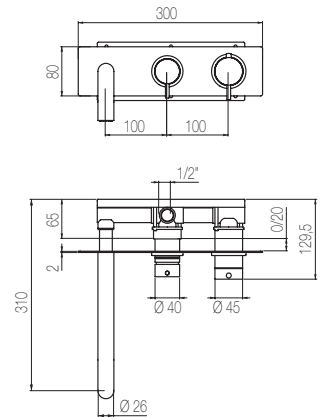
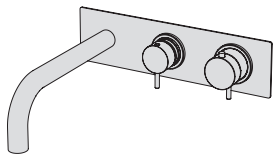
## Horizontal thermostatic bath mixer

Horizontal thermostatic bath mixer with 2-way rotating diverter (one way is connected to the spout and the other one is free) and integrated spout

Code	Finishing	Price
<b>ETM5N</b>	<b>1</b> Chrome	\$ <b>2195</b>

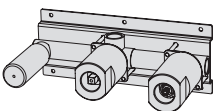


2195	2855	3310	3150	3180	3205
1	8	CL RL GL	BK CW	MG MC CH CF GT GM GG GB	OB DB CO

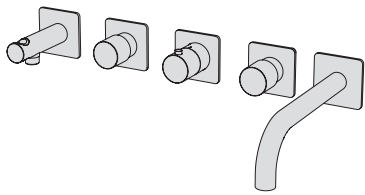


## Built-in part

Code	Finishing	Price
<b>ISN81</b>	<b>1</b> Chrome	\$ <b>1720</b>



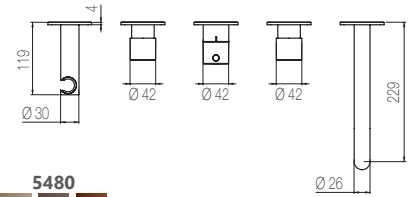
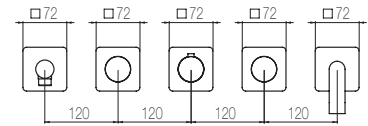
# MINIMÈ



For hand shower and flexible hose. See pg 185

## Horizontal thermostatic shower mixer

High flow rate wall-mounted horizontal bath group made of thermostatic mixer, a stop valve dedicated to the fixed spout and one stop valve dedicated to the water plug with fixed shower holder, hand shower and 150 cm flexible hose (3/4" junctions)

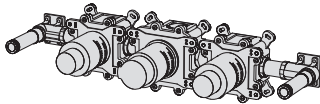


Code	Finishing	Price
<b>GPM52N</b>	<b>1</b> Chrome	\$ <b>3425</b>



3425	4455	5650	4965	5140	5480
1	8	CL RL GL BK CW	MG MC CH CF GT GM GG GB	OB DB CO	

## Built-in part

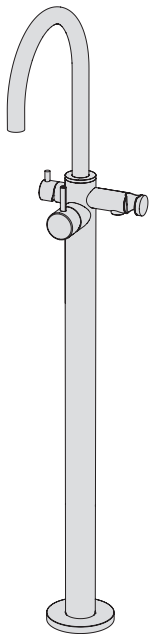


Code	Finishing	Price
<b>IGP52</b>	<b>1</b> Chrome	\$ <b>3630</b>

3630	4715	5985	5255	5440	5800
1	8	AO CL RL GL BK CW	MG MC CH CF GT GM GG GB	OB DB CO	

## Free-standing bath group

Free standing bath mixer with diverter. Flexible hose and abs hand shower sold separately.

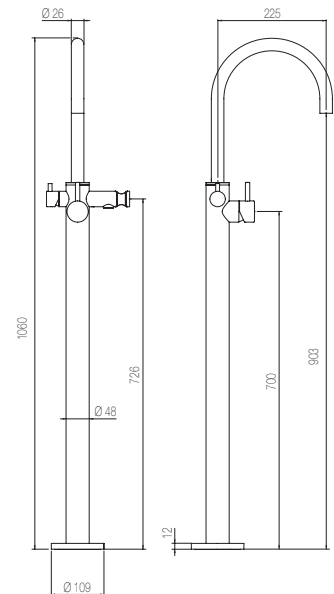


For hand shower and flexible hose. See pg 185

Code	Finishing	Price
<b>PVT2</b>	<b>1</b> Chrome	\$ <b>4260</b>



4260	5540	7040	6175
1	8	CL RL GL BK CW	
6400			
MG	MC	CH	CF GT GM GG GB
6825			
OB DB CO			



## Built-in part


Code	Finishing	Price
<b>INP2</b>		\$ <b>390</b>



---

# Mirò

MIRÒ




Like stones in a Zen garden, the Murano glass handles tell the story of the encounter between Venice and the East. A refined balance between luxury and minimalism.



## 3-hole basin group

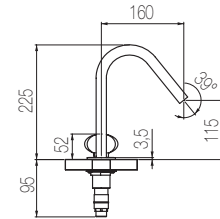
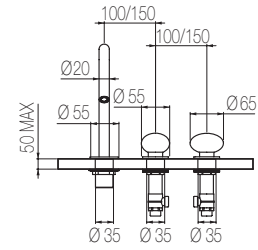
Three hole basin set with two remote controls with ceramic valves and swivel spout (160°) without pop-up waste and drain



Code	Finishing	Price
<b>MIR23</b>	<b>S</b> Brushed Stainless Steel	\$ <b>3055</b>

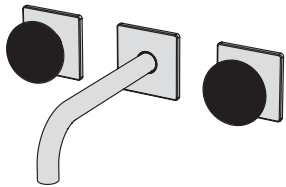


3055	3360	5070	5070	5070	5070
<b>S</b>	<b>L</b>	<b>CS</b>	<b>RS</b>	<b>GS</b>	<b>BS</b>



## Wall-mounted basin tap

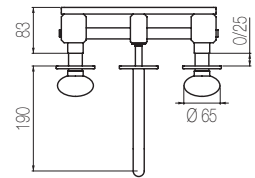
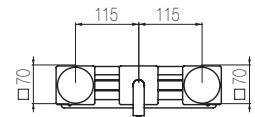
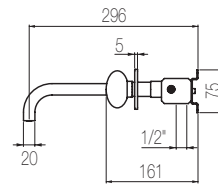
External part for 3-hole built-in basin set with L=190 mm curved spout without pop-up waste and drain



Code	Finishing	Price
<b>MRN28</b>	<b>S</b> Brushed Stainless Steel	\$ <b>4555</b>

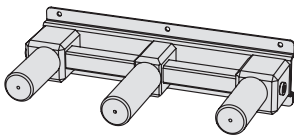


4555	5010	7560	7560	7560	7560
<b>S</b>	<b>L</b>	<b>CS</b>	<b>RS</b>	<b>GS</b>	<b>BS</b>



## Built-in part

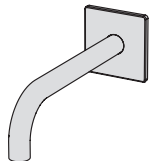
Code	Finishing	Price
<b>INC28</b>	<b>S</b> Brushed Stainless Steel	\$ <b>1590</b>



1590	1750	1750	1750	1750	1750
<b>S</b>	<b>L</b>	<b>CS</b>	<b>RS</b>	<b>GS</b>	<b>BS</b>

## Wall-mounted spout

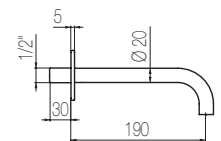
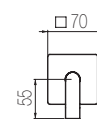
Curved wall-mounted basin spout L=190 mm




Code	Finishing	Price
<b>CHQ19</b>	<b>S</b> Brushed Stainless Steel	\$ <b>895</b>



895	985	1490	1490	1490	1490
<b>S</b>	<b>L</b>	<b>CS</b>	<b>RS</b>	<b>GS</b>	<b>BS</b>



# MIRÒ




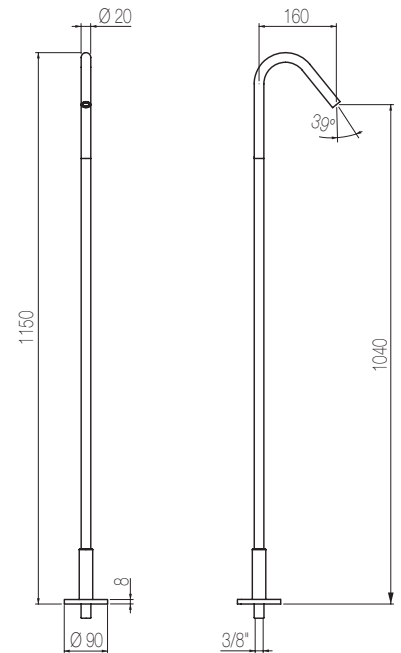
## Free-standing basin spout

Floor-standing swivel basin spout

Code	Finishing	Price
<b>CHP1</b>	<b>S</b> Brushed Stainless Steel	\$ <b>2120</b>



2120	2335	3525	3525	3525	3525
<b>S</b>	<b>L</b>	<b>CS</b>	<b>RS</b>	<b>GS</b>	<b>BS</b>



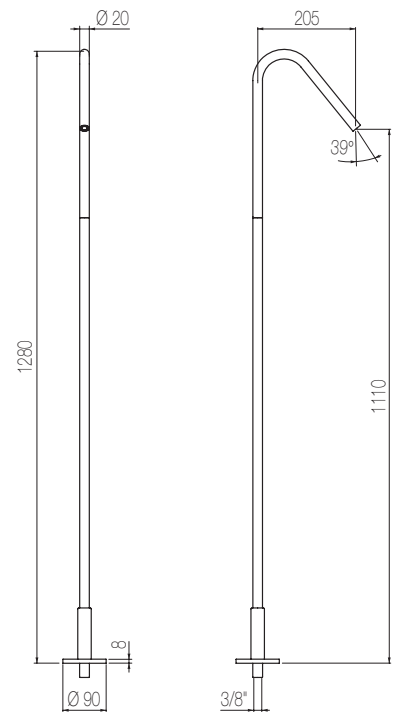
## Free-standing basin spout

Big floor-standing swivel basin spout

Code	Finishing	Price
<b>CHP2</b>	<b>S</b> Brushed Stainless Steel	\$ <b>2375</b>



2375	2615	3945	3945	3945	3945
<b>S</b>	<b>L</b>	<b>CS</b>	<b>RS</b>	<b>GS</b>	<b>BS</b>



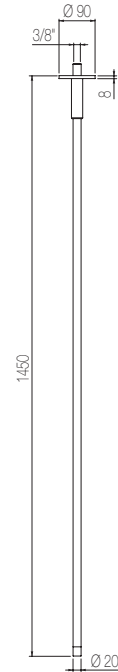
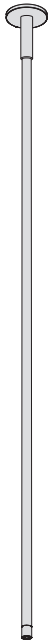
## Ceiling-mounted basin spout

Ceiling-mounted basin spout

Code	Finishing	Price
<b>CHS1</b>	<b>S</b> Brushed Stainless Steel	\$ <b>1980</b>



1980	2175	3290	3290	3290	3290
<b>S</b>	<b>L</b>	<b>CS</b>	<b>RS</b>	<b>GS</b>	<b>BS</b>



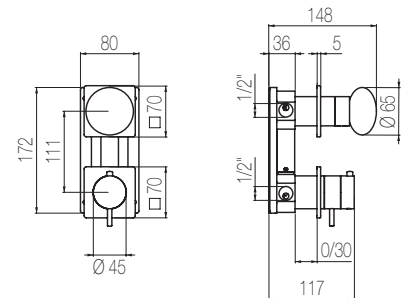
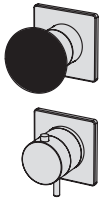
## Thermostatic shower mixer with integrated 2-way diverter

External part for built-in thermostatic shower mixer with integrated 2-way diverter.  
For both vertical and horizontal installation

Code	Finishing	Price
<b>MIN54</b>	<b>S</b> Brushed Stainless Steel	\$ <b>1865</b>



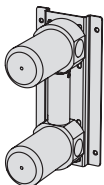
1865	2055	3100	3100	3100	3100
<b>S</b>	<b>L</b>	<b>CS</b>	<b>RS</b>	<b>GS</b>	<b>BS</b>



## Vertical Built-in part

Code	Finishing	Price
<b>INN2</b>	<b>S</b> Brushed Stainless Steel	\$ <b>1845</b>

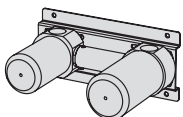
1845	2030	2030	2030	2030	2030
<b>S</b>	<b>L</b>	<b>CS</b>	<b>RS</b>	<b>GS</b>	<b>BS</b>



## Horizontal Built-in part

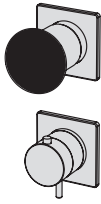
Code	Finishing	Price
<b>INN14</b>	<b>S</b> Brushed Stainless Steel	\$ <b>1845</b>

1845	2030	2030	2030	2030	2030
<b>S</b>	<b>L</b>	<b>CS</b>	<b>RS</b>	<b>GS</b>	<b>BS</b>





# MIRÒ



## Thermostatic shower mixer with integrated 3-way diverter

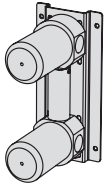
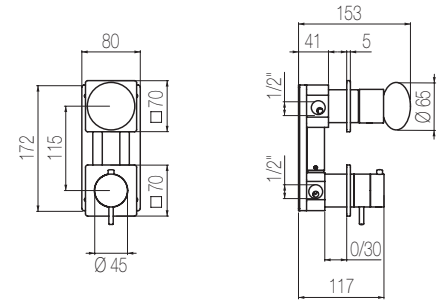
External part for built-in thermostatic shower mixer with integrated 3-ways diverter.

For both vertical and horizontal installation

Code	Finishing	Price
<b>MIR53</b>	<b>S</b> Brushed Stainless Steel	\$ <b>1920</b>



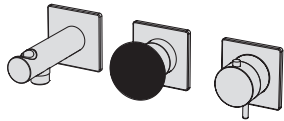
1920	2110	3185	3185	3185	3185
<b>S</b>	<b>L</b>	<b>CS</b>	<b>RS</b>	<b>GS</b>	<b>BS</b>



## Built-in part

Code	Finishing	Price
<b>INN3</b>	<b>S</b> Brushed Stainless Steel	\$ <b>1865</b>

1865	2055	2055	2055	2055	2055
<b>S</b>	<b>L</b>	<b>CS</b>	<b>RS</b>	<b>GS</b>	<b>BS</b>



## Horizontal thermostatic shower set with 2-ways diverter

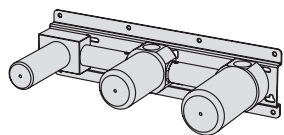
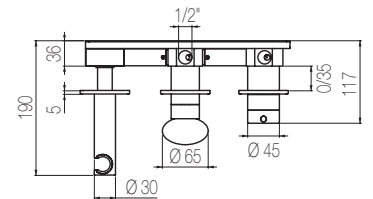
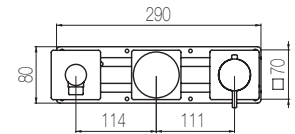
External part for thermostatic shower mixer with integrated 2-ways diverter and water connection with hand shower holder, for horizontal installation

To be completed with hand shower and flexible hose of your choice. See pg. 189

Code	Finishing	Price
<b>MIR81</b>	<b>S</b> Brushed Stainless Steel	\$ <b>2565</b>



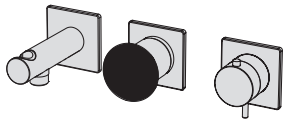
2565	2820	4255	4255	4255	4255
<b>S</b>	<b>L</b>	<b>CS</b>	<b>RS</b>	<b>GS</b>	<b>BS</b>



## Built-in part

Code	Finishing	Price
<b>INN17</b>	<b>S</b> Brushed Stainless Steel	\$ <b>2240</b>

2240	2465	2465	2465	2465	2465
<b>S</b>	<b>L</b>	<b>CS</b>	<b>RS</b>	<b>GS</b>	<b>BS</b>



To be completed with hand shower and flexible hose of your choice. See pg. 189

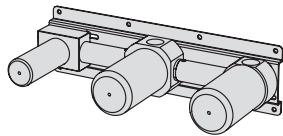
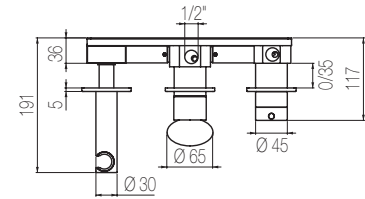
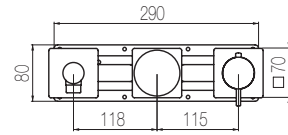
## Horizontal thermostatic shower set with 3-ways diverter

External part for thermostatic shower mixer with integrated 3-ways diverter and water connection with hand shower holder, for horizontal installation

Code	Finishing	Price
<b>MIR87</b>	<b>S</b> Brushed Stainless Steel	\$ <b>2615</b>



2615	2875	4340	4340	4340	4340
<b>S</b>	<b>L</b>	<b>CS</b>	<b>RS</b>	<b>GS</b>	<b>BS</b>



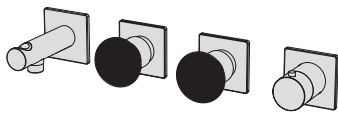
## Built-in part

Code	Finishing	Price
<b>INN20</b>	<b>S</b> Brushed Stainless Steel	\$ <b>2465</b>

2465	2715	2715	2715	2715	2715
<b>S</b>	<b>L</b>	<b>CS</b>	<b>RS</b>	<b>GS</b>	<b>BS</b>

## High flow rate horizontal thermostatic set

External part for wall-mounted horizontal shower group made of thermostatic mixer, 2-ways manifold, stop valve, water connection with holder, with 3/4" connections

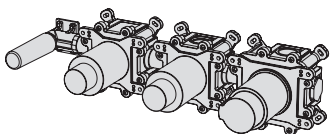
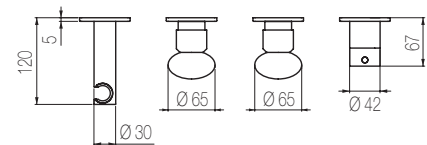
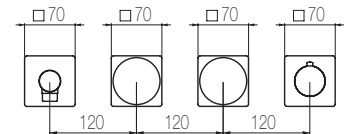


To be completed with hand shower and flexible hose of your choice. See pg. 189

Code	Finishing	Price
<b>MIN51</b>	<b>S</b> Brushed Stainless Steel	\$ <b>4935</b>



4935	5425	8190	8190	8190	8190
<b>S</b>	<b>L</b>	<b>CS</b>	<b>RS</b>	<b>GS</b>	<b>BS</b>



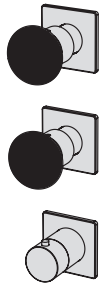
## Built-in part

Code	Finishing	Price
<b>INN51</b>	<b>S</b> Brushed Stainless Steel	\$ <b>3270</b>

3270	3600	3600	3600	3600	3600
<b>S</b>	<b>L</b>	<b>CS</b>	<b>RS</b>	<b>GS</b>	<b>BS</b>

## Thermostatic mixer with 2 manifolds

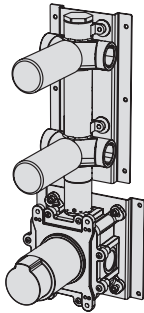
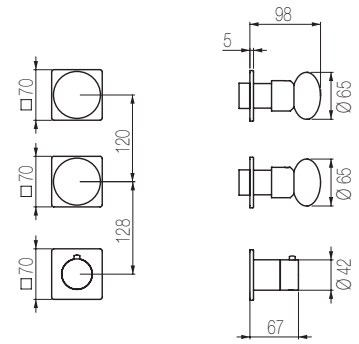
External part for thermostatic built-in mixer with 2-ways manifold - 3/4" connections.  
For both vertical and horizontal installation



Code	Finishing	Price
<b>MIN55</b>	<b>S</b> Brushed Stainless Steel	\$ <b>3280</b>



3280	3605	5440	5440	5440	5440
<b>S</b>	<b>L</b>	<b>CS</b>	<b>RS</b>	<b>GS</b>	<b>BS</b>



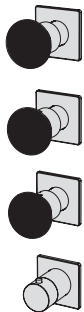
### Built-in part

Code	Finishing	Price
<b>INN55</b>	<b>S</b> Brushed Stainless Steel	\$ <b>2670</b>

2670	2935	2935	2935	2935	2935
<b>S</b>	<b>L</b>	<b>CS</b>	<b>RS</b>	<b>GS</b>	<b>BS</b>

## Thermostatic mixer with 3 manifolds

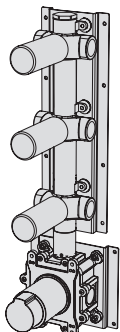
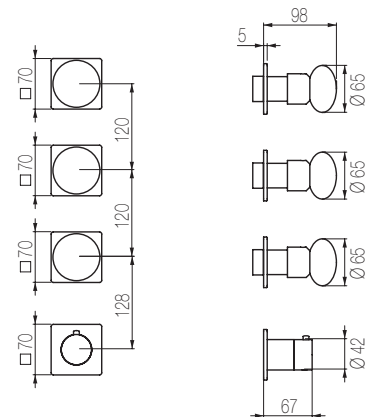
External part for thermostatic built-in mixer with 3-ways manifold - 3/4" connections.  
For both vertical and horizontal installation



Code	Finishing	Price
<b>MIN56</b>	<b>S</b> Brushed Stainless Steel	\$ <b>4290</b>



4290	4720	7125	7125	7125	7125
<b>S</b>	<b>L</b>	<b>CS</b>	<b>RS</b>	<b>GS</b>	<b>BS</b>



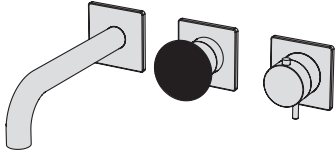
### Built-in part

Code	Finishing	Price
<b>INN56</b>	<b>S</b> Brushed Stainless Steel	\$ <b>3310</b>

3310	3645	3645	3645	3645	3645
<b>S</b>	<b>L</b>	<b>CS</b>	<b>RS</b>	<b>GS</b>	<b>BS</b>

## Horizontal thermostatic bath set with 2-ways diverter

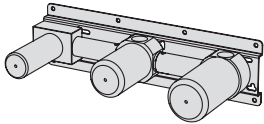
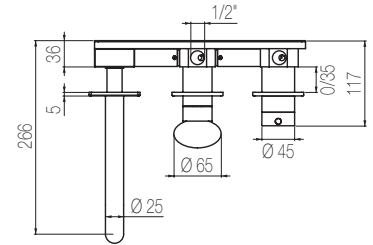
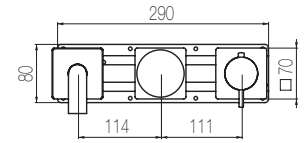
External part for thermostatic bath mixer with integrated 2-ways diverter and L=190 mm fixed spout, for horizontal installation



Code	Finishing	Price
<b>MIR84</b>	<b>S</b> Brushed Stainless Steel	\$ <b>2890</b>



2890	3180	4790	4790	4790	4790
<b>S</b>	<b>L</b>	<b>CS</b>	<b>RS</b>	<b>GS</b>	<b>BS</b>



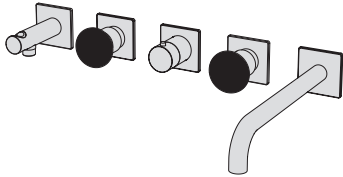
## Built-in part

Code	Finishing	Price
<b>INN17</b>	<b>S</b> Brushed Stainless Steel	\$ <b>2240</b>

2240	2465	2465	2465	2465	2465
<b>S</b>	<b>L</b>	<b>CS</b>	<b>RS</b>	<b>GS</b>	<b>BS</b>

## High flow rate horizontal bath set

External part for wall-mounted horizontal bath group made of thermostatic mixer, fixed spout, 2 stop valves, and water connection with fixed shower holder, with 3/4" connections

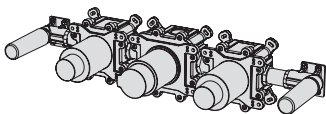
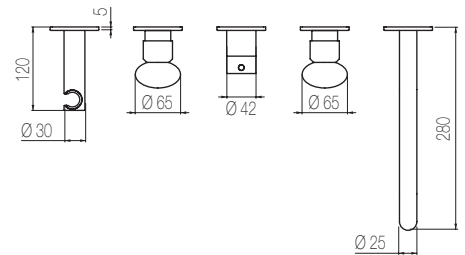
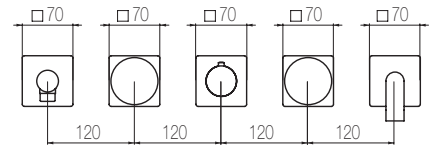


To be completed with hand shower and flexible hose of your choice. See pg. 189

Code	Finishing	Price
<b>MIN52</b>	<b>S</b> Brushed Stainless Steel	\$ <b>5710</b>



5710	6285	9480	9480	9480	9480
<b>S</b>	<b>L</b>	<b>CS</b>	<b>RS</b>	<b>GS</b>	<b>BS</b>

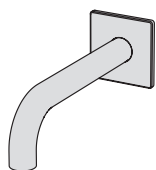


## Built-in part

Code	Finishing	Price
<b>INN52</b>	<b>S</b> Brushed Stainless Steel	\$ <b>2965</b>

2965	3260	3260	3260	3260	3260
<b>S</b>	<b>L</b>	<b>CS</b>	<b>RS</b>	<b>GS</b>	<b>BS</b>

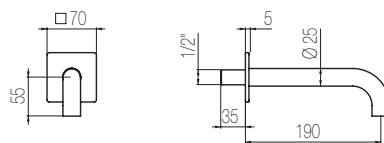
# MIRÒ



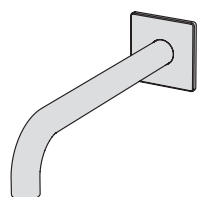
## Bath spout

Wall-mounted bath spout l=190 mm

Code	Finishing	Price
<b>CHV20</b>	<b>S</b> Brushed Stainless Steel	\$ <b>1020</b>



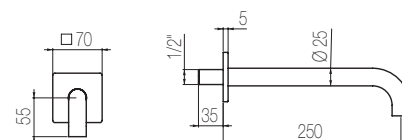
1020	1125	1695	1695	1695	1695
<b>S</b>	<b>L</b>	<b>CS</b>	<b>RS</b>	<b>GS</b>	<b>BS</b>



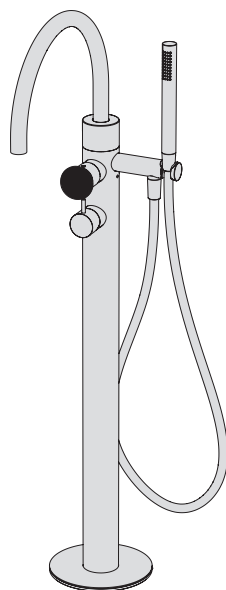
## Bath spout

Wall-mounted bath spout l=250 mm

Code	Finishing	Price
<b>CHV21</b>	<b>S</b> Brushed Stainless Steel	\$ <b>1100</b>



1100	1210	1830	1830	1830	1830
<b>S</b>	<b>L</b>	<b>CS</b>	<b>RS</b>	<b>GS</b>	<b>BS</b>



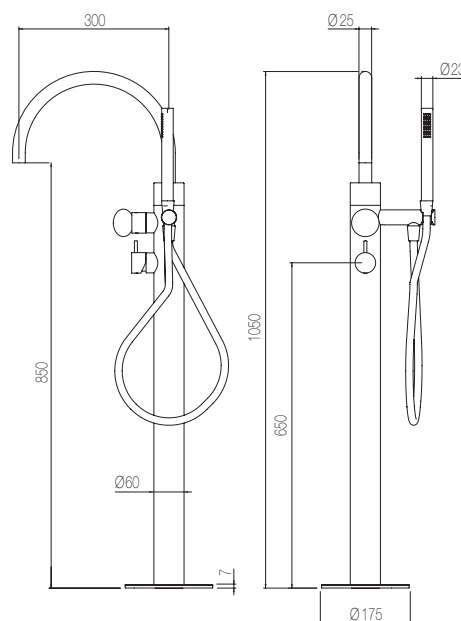
## Free-standing bath mixer

External part for free-standing bath group Ø60 with bridge-shaped spout and hand shower

Code	Finishing	Price
<b>PVM99</b>	<b>S</b> Brushed Stainless Steel	\$ <b>9075</b>



9075	9980	15065	15065	15065	15065
<b>S</b>	<b>L</b>	<b>CS</b>	<b>RS</b>	<b>GS</b>	<b>BS</b>

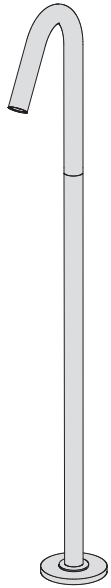


## Built-in part

Code	Finishing	Price
<b>INV2</b>		\$ <b>520</b>

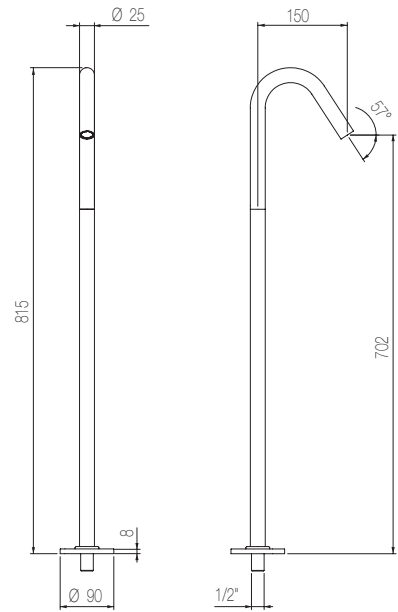
## Floor-mounted bath spout

Floor-mounted bath spout



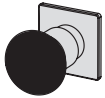
Code	Finishing	Price
<b>CHV1</b>	<b>S</b> Brushed Stainless Steel	\$ <b>2790</b>

2790	3065	4625	4625	4625	4625
<b>S</b>	<b>L</b>	<b>CS</b>	<b>RS</b>	<b>GS</b>	<b>BS</b>



## Stop valve

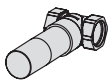
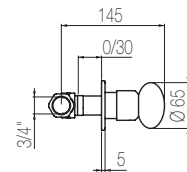
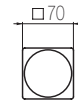
External part for wall-mounted stop valve - 3/4" connection



Code	Finishing	Price
<b>MIR50</b>	<b>S</b> Brushed Stainless Steel	\$ <b>810</b>



810	895	1345	1345	1345	1345
<b>S</b>	<b>L</b>	<b>CS</b>	<b>RS</b>	<b>GS</b>	<b>BS</b>




## Built-in part

Code	Finishing	Price
<b>INC50</b>		\$ <b>515</b>

---

# Tibò

TIBÒ



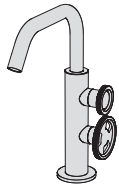
The award-winning GEDA series, made unmistakable by the iconic gear handle. Tibò is a collection of mixers available for both bathroom and kitchen. An industrial chic style, with a refined and minimal touch.

**GEDA**

---

## Basin tap

Basin tap without pop-up waste and drain



Code	Finishing	Price
<b>TIB1C</b>	1 Chrome	\$ 1575
<b>LT1 RD</b>	* Red handle	\$ 180

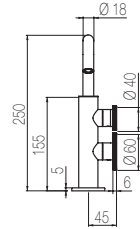
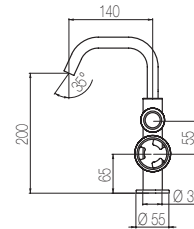


C34.00.0006



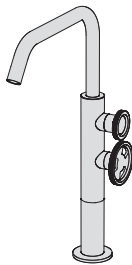
C13.00.0043

1575	2050	2615	2285	2365	2520
1	8	AO CL RL GL BK CW	MG MC CH CF GT GM GG GB	OB DB CO	



## High basin tap

High basin tap without pop-up waste and drain



Code	Finishing	Price
<b>TIB3C</b>	1 Chrome	\$ 1860
<b>LT1 RD</b>	* Red handle	\$ 180

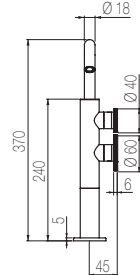
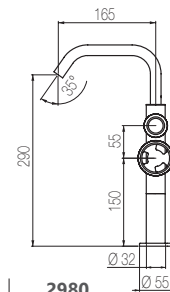


C34.00.0006



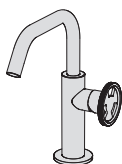
C13.00.0043

1860	2420	3085	2700	2790	2980
1	8	AO CL RL GL BK CW	MG MC CH CF GT GM GG GB	OB DB CO	



## Basin mixer

Basin mixer without pop-up waste and drain



Code	Finishing	Price
<b>TIB1MC</b>	1 Chrome	\$ 1000

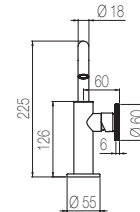
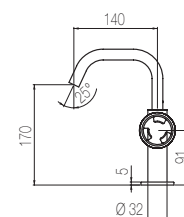


C10.00.0013



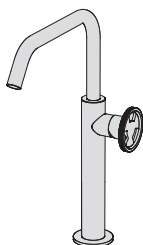
C13.00.0043

1000	1300	1650	1450	1500	1600
1	8	AO CL RL GL BK CW	MG MC CH CF GT GM GG GB	OB DB CO	



## High basin mixer

High basin mixer without pop-up waste and drain



Code	Finishing	Price
<b>TIB3MC</b>	1 Chrome	\$ 1265

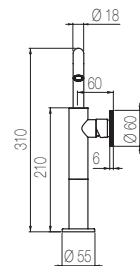
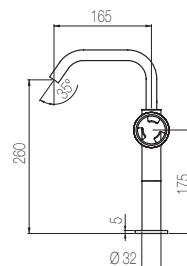


C10.00.0013




C13.00.0043

1265	1650	2105	1840	1900	2025
1	8	AO CL RL GL BK CW	MG MC CH CF GT GM GG GB	OB DB CO	





# TIBÒ



## 3-hole basin set

3-hole basin group with two remote controls on deck with 1/2" ceramic valves and high spout without pop-up waste and drain

Code	Finishing	Price
<b>TIB13C</b>	1 Chrome	\$ 1530
<b>LT1 RD</b>	* Red handle	\$ 180

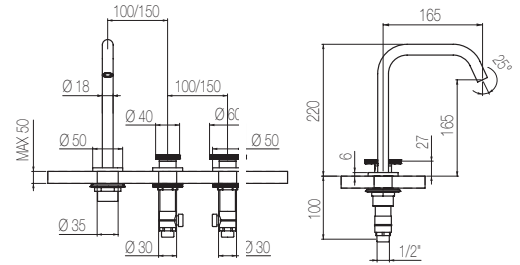


C34.00.0002  
C34.00.0008



C13.00.0043

1530	1990	2525	2220	2295	2445
1	8	AO CL RL GL	BK CW	MG MC CH CF GT GM GG GB	OB DB CO



## 3-hole basin set

3-hole basin group with two remote controls on deck with 1/2" ceramic valves and spout without pop-up waste and drain

Code	Finishing	Price
<b>TIB52</b>	1 Chrome	\$ 1545

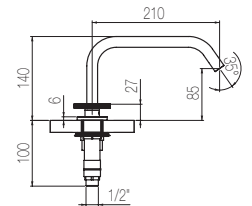
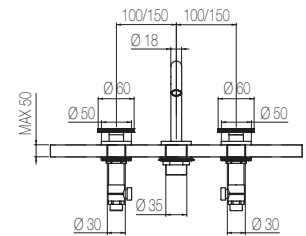


C34.00.0002  
C34.00.0008



C13.00.0043

1545	2010	2550	2240	2320	2475
1	8	AO CL RL GL	BK CW	MG MC CH CF GT GM GG GB	OB DB CO



## 3-hole basin set with high spout

3-hole basin group with two remote controls on deck with 1/2" ceramic valves and high spout without pop-up waste and drain

Code	Finishing	Price
<b>TIB53</b>	1 Chrome	\$ 1650

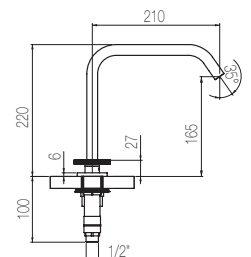
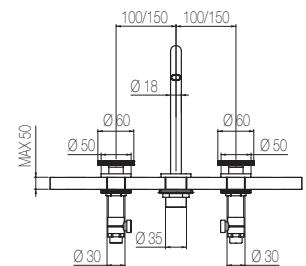


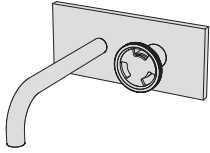
C34.00.0002  
C34.00.0008



C13.00.0043

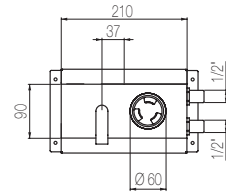
1650	2140	2720	2390	2470	2635
1	8	AO CL RL GL	BK CW	MG MC CH CF GT GM GG GB	OB DB CO





## Wall basin mixer with short spout

Single lever built-in basin group with **short spout**



Code	Finishing	Price
<b>TIB11</b>	<b>1</b> Chrome	\$ <b>1720</b>

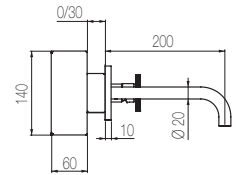


C10.00.0013

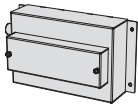


C13.00.0043

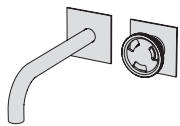
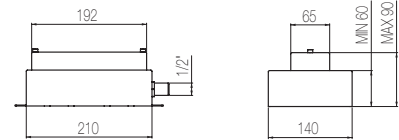
1720	2235	2835	2495	2580	2750
1	8	AO CL RL GL	BK CW	MG MC CH CF GT GM GG GB	OB DB CO



## Built-in part

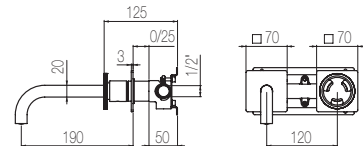


Code	Finishing	Price
<b>IST10</b>		\$ <b>520</b>



## Wall basin mixer with short spout

2-hole basin group with wall remote control and short spout without pop-up waste and drain



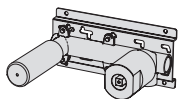
Code	Finishing	Price
<b>TBN84</b>	<b>1</b> Chrome	\$ <b>910</b>



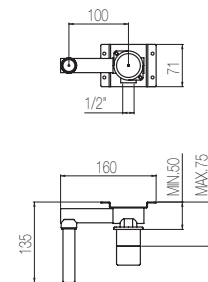
C13.00.0043

910	1185	1505	1320	1370	1460
1	8	AO CL RL GL	BK CW	MG MC CH CF GT GM GG GB	OB DB CO

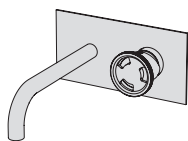
## Built-in part




Code	Finishing	Price
<b>IGN84</b>	<b>1</b> Chrome	\$ <b>375</b>



## Wall basin mixer with short spout



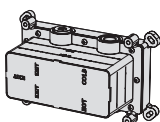
Single lever built-in basin group with **short spout**



Code	Finishing	Price
<b>TIB88</b>	<b>1</b> Chrome	\$ <b>1500</b>



1500	1950	2485	2175	2240	2390
1	8	AO CL RL GL BK CW	MG MC CH CF GT GM GG GB	OB DB CO	



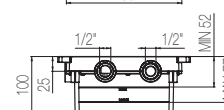
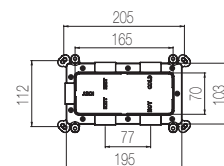
## Multiplo built-in part

Built-in part for Multiplo universal mixer

**Max flow rate at 3 bar (free way out)**

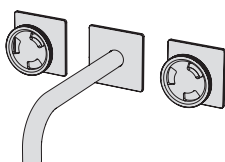
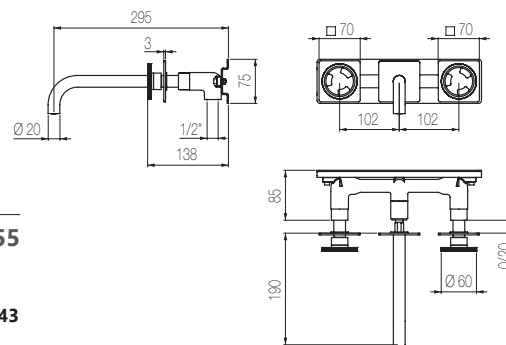
Way out m 26,0

Code	Finishing	Price
<b>MUL1</b>		\$ <b>710</b>



## Wall basin tap with medium spout

Built-in tap set with two remote controls with 1/2" ceramic valves and l=190 mm spout without pop-up waste and drain



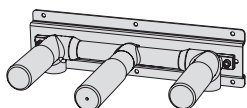
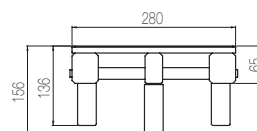
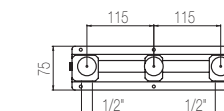
Code	Finishing	Price
<b>TBN57</b>	<b>1</b> Chrome	\$ <b>1155</b>

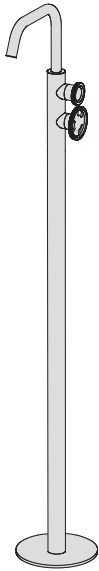


1155	1500	1900	1675	1735	1850
1	8	AO CL RL GL BK CW	MG MC CH CF GT GM GG GB	OB DB CO	

## Built-in part

Code	Finishing	Price
<b>ISN56</b>	<b>1</b> Chrome	\$ <b>615</b>





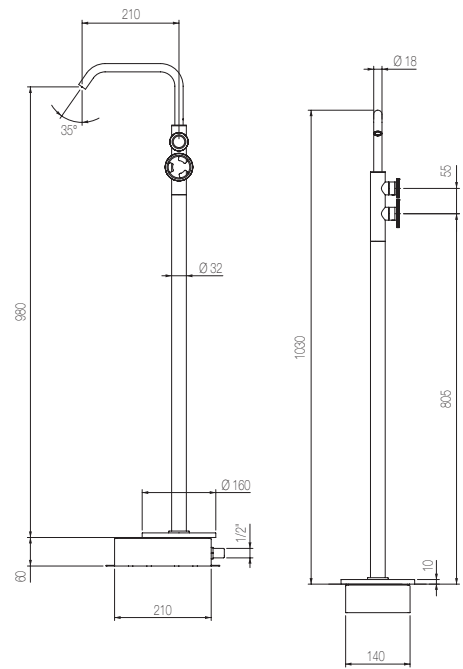
## Free-standing basin tap

Free-standing basin tap without pop-up waste and drain

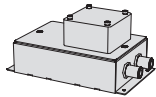
Code	Finishing	Price
<b>TIB19</b>	1 Chrome	\$ 3500
<b>LT1 RD</b>	* Red handle	\$ 180



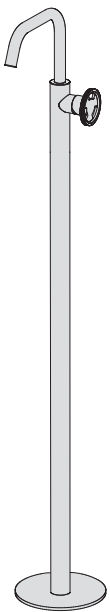
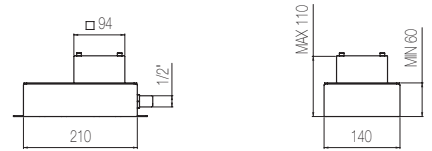
3500	4550	5810	5075
1	8	AO CL RL GL BK CW	
		5260	5610
MG	MC CH CF GT GM GG GB OB DB CO		



## Built-in part



Code	Finishing	Price
<b>IST19</b>		\$ 520



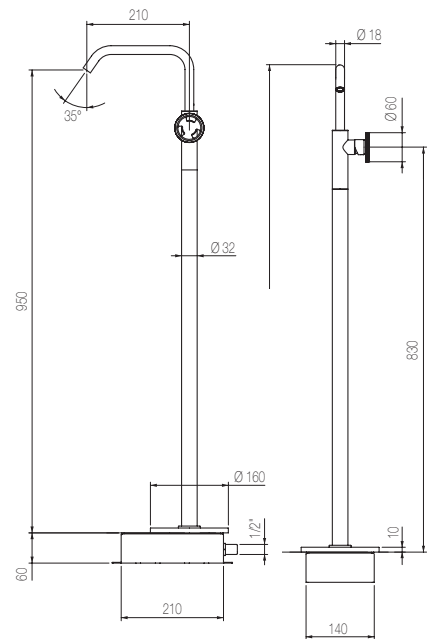
## Free-standing basin mixer

Free-standing basin mixer without pop-up waste and drain

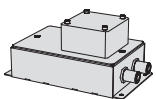
Code	Finishing	Price
<b>TIB19M</b>	1 Chrome	\$ 2925



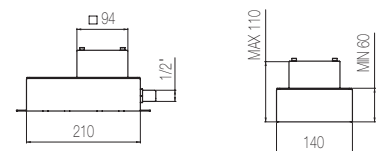
2925	3805	4855	4240
1	8	AO CL RL GL BK CW	
		4390	4685
MG	MC CH CF GT GM GG GB OB DB CO		

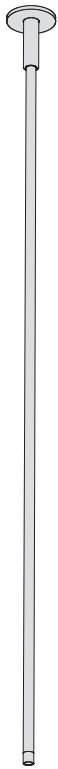


## Built-in part



Code	Finishing	Price
<b>IST19</b>		\$ 520





## Ceiling spout

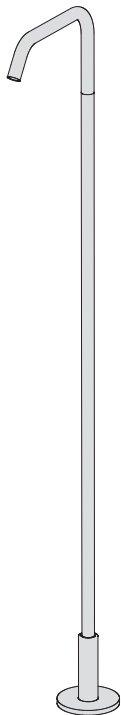
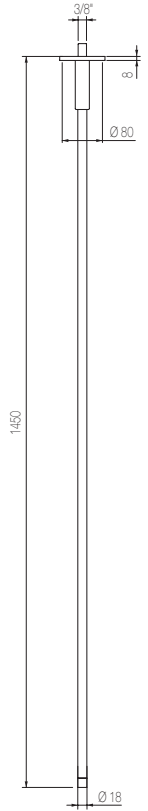
Basin ceiling spout

Code	Finishing	Price
TIB21	1 Chrome	\$ 2320



C13.00.0066

2320	3015	3830	3365	3480	3710
1	8	AO CL RL GL	BK CW	MG MC CH CF GT GM GG GB	OB DB CO



## Floor spout

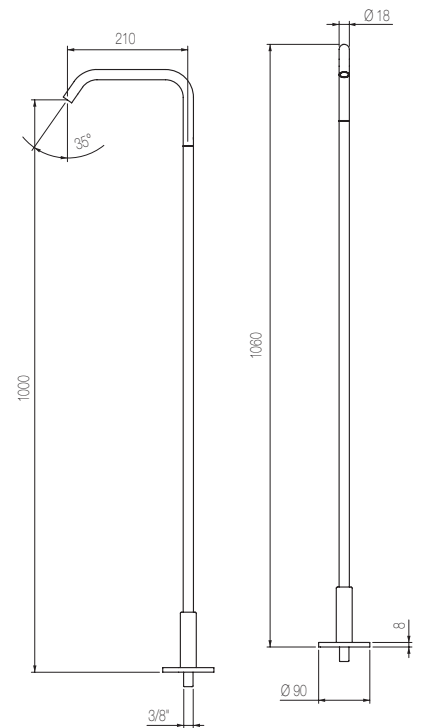
Basin floor-spout without pop-up waste and drain

Code	Finishing	Price
TIB20	1 Chrome	\$ 2435



C13.00.0043

2435	3165	4040	3530							
1	8	AO CL RL GL	BK CW							
MG	MC	CH	CF	GT	GM	GG	GB	OB	DB	CO
3650						3895				

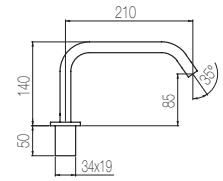
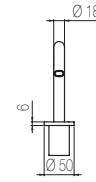




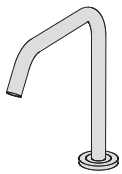
## Basin deck spout

Deck-mounted basin spout

Code	Finishing	Price
CTO1	1 Chrome	\$ 575



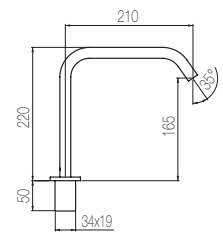
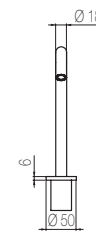
575	745	945	830	860	915
1	8	AO CL RL GL	BK CW	MG MC CH CF GT GM GG GB	OB DB CO



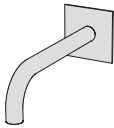
## Basin big deck spout

Deck-mounted **big** basin spout

Code	Finishing	Price
CTO2	1 Chrome	\$ 655



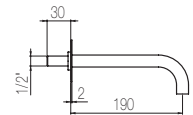
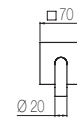
655	850	1075	945	980	1045
1	8	AO CL RL GL	BK CW	MG MC CH CF GT GM GG GB	OB DB CO



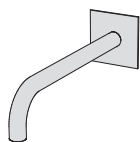
## Short wall basin spout

Wall-mounted basin spout l=190 mm

Code	Finishing	Price
CME1	1 Chrome	\$ 550



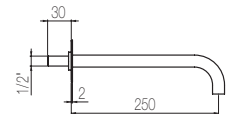
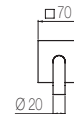
550	715	905	795	825	880
1	8	AO CL RL GL	BK CW	MG MC CH CF GT GM GG GB	OB DB CO



## Long wall basin spout

Wall-mounted basin spout l=250 mm

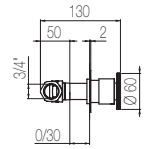
Code	Finishing	Price
CME2	1 Chrome	\$ 575



575	745	945	830	860	915
1	8	AO CL RL GL	BK CW	MG MC CH CF GT GM GG GB	OB DB CO

## 3/4" stop valve

Wall-mounted built-in stop valve with 3/4" connection

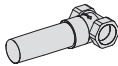


Code	Finishing	Price
<b>RAO40</b>	<b>1</b> Chrome	\$ <b>575</b>



575	745	950	830	860	920
1	8	AO CL RL GL BK CW	MG MC CH CF GT GM GG GB	OB DB CO	

## Built-in part

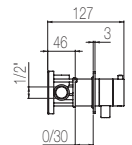
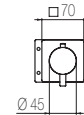


Code	Finishing	Price
<b>IGP40</b>		\$ <b>335</b>



## Thermostatic Valve

External part of coaxial thermostatic mixer



Code	Finishing	Price
<b>ETM36</b>	<b>1</b> Chrome	\$ <b>575</b>



575	750	950	835	865	920
1	8	AO CL RL GL BK CW	MG MC CH CF GT GM GG GB	OB DB CO	

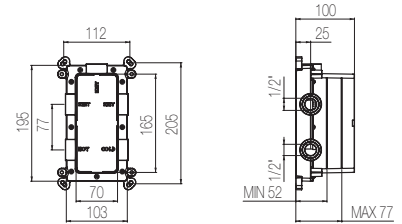

## Built-in part



Code	Finishing	Price
<b>ITN36</b>		\$ <b>575</b>

## Multiplo built-in part

Built-in part for Multiplo universal mixer



Code	Finishing	Price
MUL1		\$ 710

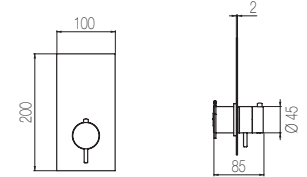


## Multiplo 1-way thermostatic mixer

Multiplo 1-way thermostatic shower mixer



Code	Finishing	Price
ETM1	1 Chrome	\$ 1240



C10.00.0017

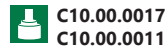
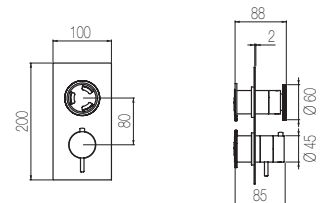
1240	1615	2060	1795	1860	1985
1	8	AO CL RL GL	BK CW	MG MC CH CF GT GM GG GB	OB DB CO

## Multiplo 2-way thermostatic mixer

Multiplo 2-way thermostatic shower mixer



Code	Finishing	Price
ETO2	1 Chrome	\$ 1840

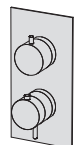


C10.00.0017  
C10.00.0011

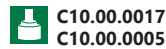
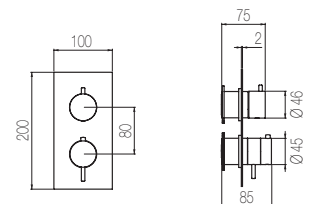
1840	2390	3055	2665	2760	2945
1	8	AO CL RL GL	BK CW	MG MC CH CF GT GM GG GB	OB DB CO

## Multiplo 3-way thermostatic mixer

Multiplo 3-way thermostatic shower mixer



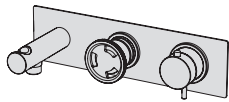
Code	Finishing	Price
ETM3	1 Chrome	\$ 1875



C10.00.0017  
C10.00.0005

1875	2440	3115	2690	2720	2860
1	8	AO CL RL GL	BK CW	MG MC CH CF GT GM GG GB	OB DB CO

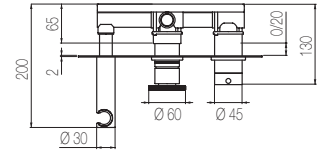
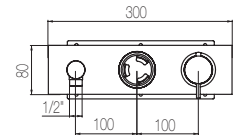




For hand shower and flexible hose. See pg 185

## Horizontal thermostatic shower mixer

Horizontal thermostatic shower mixer with 2-way rotating diverter (one way is connected to the hand shower and the other one is free), water connection with holder, hand shower and 150 cm flexible hose

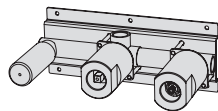


Code	Finishing	Price
<b>ETO4N</b>	<b>1</b> Chrome	\$ <b>2175</b>

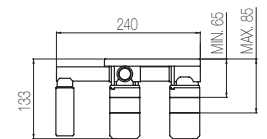
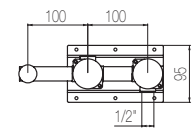


2175	2825	3605	3150	3260	3475
1	8	AO CL RL GL	BK CW	MG MC CH CF GT GM GG GB	OB DB CO

## Built-in part

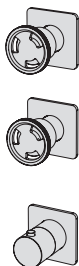


Code	Finishing	Price
<b>ISN81</b>	<b>1</b> Chrome	\$ <b>1720</b>



## Shower mixer with 2 manifolds

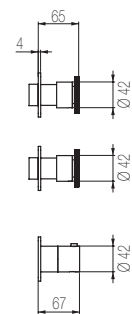
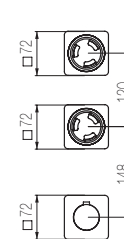
High flow rate wall-mounted built-in thermostatic shower mixer with 2 ways manifold (3/4" junctions)



Code	Finishing	Price
<b>GON41</b>	<b>1</b> Chrome	\$ <b>1830</b>



1830	2380	3020	2655	2745	2925
1	8	AO CL RL GL	BK CW	MG MC CH CF GT GM GG GB	OB DB CO



## Built-in part

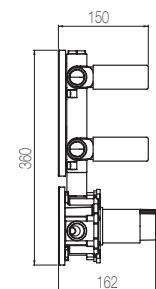
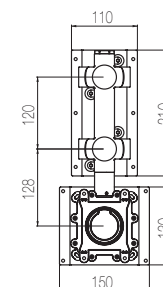
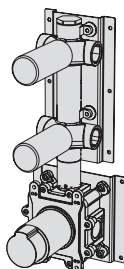
Max flow rate at 3 bar (free way out)

Way out m 40,0

Code	Finishing	Price
<b>IGN41</b>	<b>1</b> Chrome	\$ <b>2825</b>



2825	3675	4665	4100	4240	4520
1	8	AO CL RL GL	BK CW	MG MC CH CF GT GM GG GB	OB DB CO



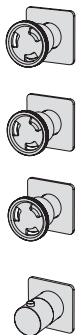
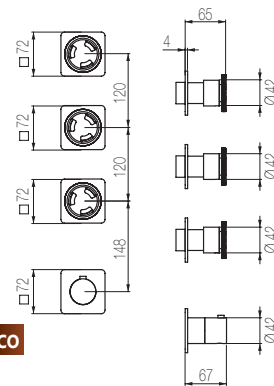
## Shower mixer with 3 manifolds

High flow rate wall-mounted built-in thermostatic shower mixer with 3 ways manifold (3/4" junctions)

Code	Finishing	Price
<b>GON42</b>	1 Chrome	\$ 2420



2420	3145	3990	3505	3630	3870
1	8	AO CL RL GL BK CW	MG MC CH CF GT GM GG GB	OB DB CO	



## Built-in part

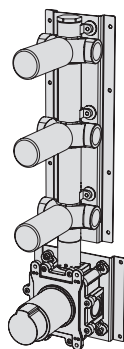
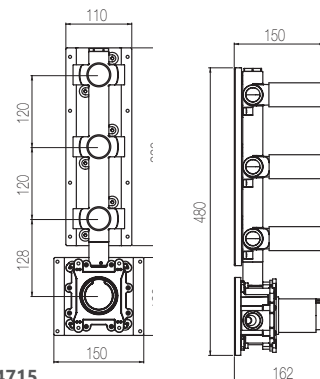
Max flow rate at 3 bar (free way out)

Way out m 40,0

Code	Finishing	Price
<b>IGN42</b>	1 Chrome	\$ 2945



2945	3830	4860	4270	4420	4715
1	8	AO CL RL GL BK CW	MG MC CH CF GT GM GG GB	OB DB CO	



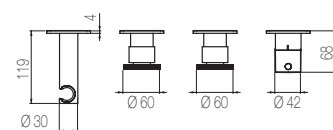
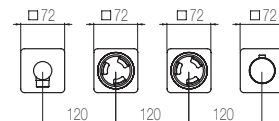
## Horizontal thermostatic shower kit

High flow rate wall-mounted horizontal shower group made of thermostatic mixer, one-way control for free connection, one stop valve dedicated to the water plug with fixed shower holder, hand shower and 150 cm flexible hose (3/4" junctions)

Code	Finishing	Price
<b>GPO51N</b>	1 Chrome	\$ 3520



3520	4575	5805	5105	5280	5630
1	8	AO CL RL GL BK CW	MG MC CH CF GT GM GG GB	OB DB CO	



For hand shower and flexible hose. See pg 185

## Built-in part

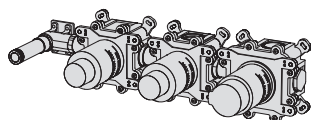
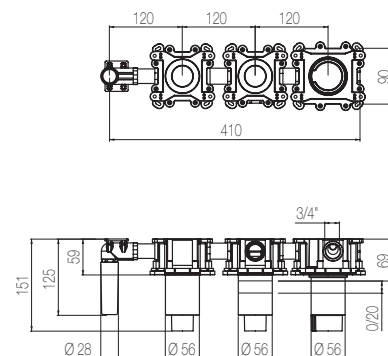
Max flow rate at 3 bar (free way out)

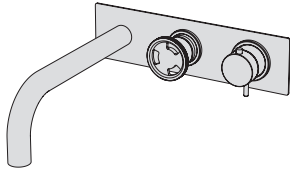
Way out m 40,0

Code	Finishing	Price
<b>IGP51</b>	1 Chrome	\$ 3345



3345	4350	5520	4850	5020	5355
1	8	AO CL RL GL BK CW	MG MC CH CF GT GM GG GB	OB DB CO	

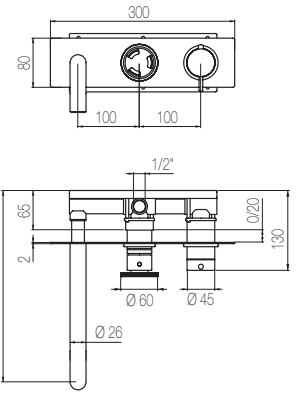




## Horizontal thermostatic shower mixer

Horizontal thermostatic bath mixer with 2-way rotating diverter (one way is connected to the spout and the other one is free) and integrated spout

Code	Finishing	Price
<b>ETO5N</b>	<b>1</b> Chrome	\$ <b>2235</b>

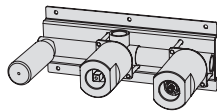


2235	2910	3715	3245	3355	3580
1	8	AO CL RL GL BK CW	MG MC CH CF GT GM GG GB	OB DB CO	

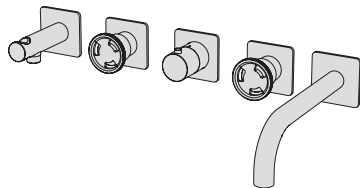
## Built-in part

Max flow rate at 3 bar (free way out)

Way out m 26,0



Code	Finishing	Price
<b>ISN81</b>	<b>1</b> Chrome	\$ <b>1720</b>

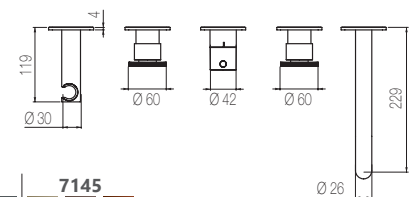
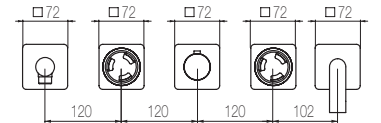


For hand shower and flexible hose. See pg 185

## Horizontal thermostatic bath kit

High flow rate wall-mounted horizontal bath group made of thermostatic mixer, a stop valve dedicated to the fixed spout and one stop valve dedicated to the water plug with fixed shower holder, hand shower and 150 cm flexible hose (3/4" junctions)

Code	Finishing	Price
<b>GPO52N</b>	<b>1</b> Chrome	\$ <b>4465</b>

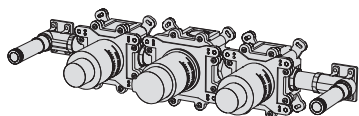


4465	5805	7370	6475	6700	7145
1	8	AO CL RL GL BK CW	MG MC CH CF GT GM GG GB	OB DB CO	

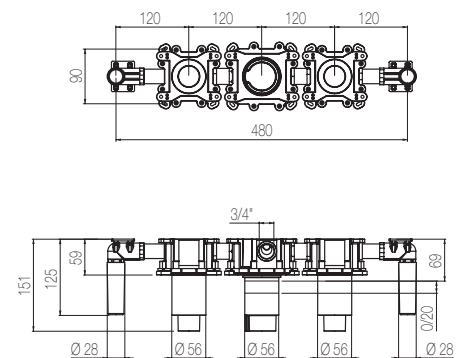
## Built-in part

Max flow rate at 3 bar (free way out)

Way out m 40,0



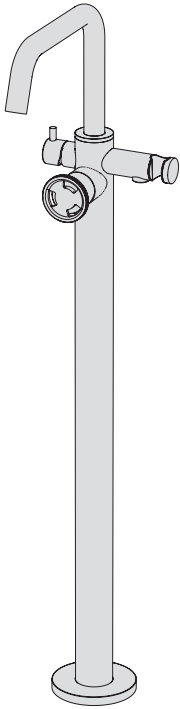
Code	Finishing	Price
<b>IGP52</b>	<b>1</b> Chrome	\$ <b>3630</b>



3630	4715	5985	5255	5440	5800
1	8	AO CL RL GL BK CW	MG MC CH CF GT GM GG GB	OB DB CO	

## Free-standing bath group

Free-standing bath mixer with diverter. Flexible hose and abs hand shower sold separately.



Code	Finishing	Price
PVO2	1 Chrome	\$ 5090

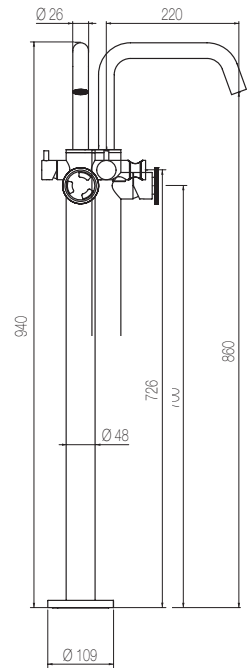


5090	6620	8405	7385
1	8	AO CL RL GL BK CW	

7640	8145
MG MC CH CF GT GM GG GB OB DB CO	

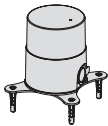
### Max flow rate at 3 bar (free way out)

Way out	m	26,0
---------	---	------



For hand shower and flexible hose. See pg 185

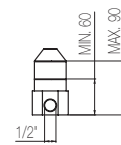
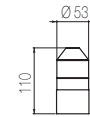
## Built-in part



### Max flow rate at 3 bar (free way out)

Way out	m	26,0
---------	---	------

Code	Finishing	Price
INP2		\$ 390



---

# Toki

TOKI

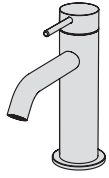


Essential and contemporary design that comes to life from an elegant balance of soft lines. Kindness is a revolutionary act.



## Basin mixer

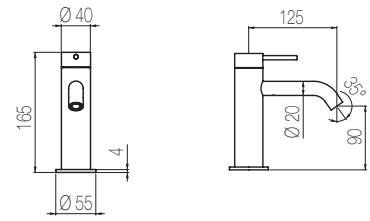
Single lever basin mixer without pop-up waste and drain



Code	Finishing	Price
<b>TKI91</b>	<b>S</b> Brushed Stainless Steel	\$ <b>1375</b>

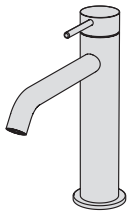


1375	1510	2280	2280	2280	2280
<b>S</b>	<b>L</b>	<b>CS</b>	<b>RS</b>	<b>GS</b>	<b>BS</b>



## Medium basin mixer

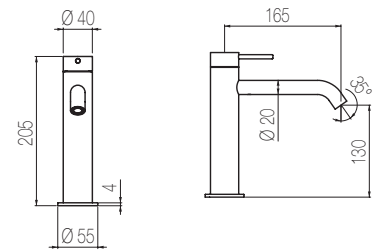
Single lever medium basin mixer without pop-up waste and drain



Code	Finishing	Price
<b>TKI92</b>	<b>S</b> Brushed Stainless Steel	\$ <b>1410</b>

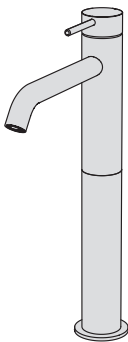


1410	1555	2345	2345	2345	2345
<b>S</b>	<b>L</b>	<b>CS</b>	<b>RS</b>	<b>GS</b>	<b>BS</b>



## High basin mixer

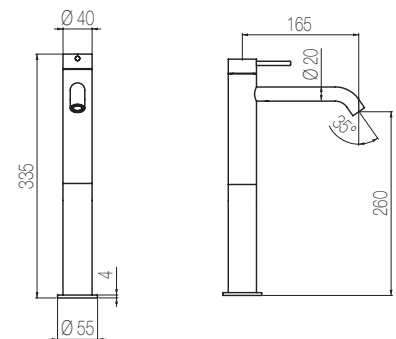
Single lever high basin mixer without pop-up waste and drain



Code	Finishing	Price
<b>TKI93</b>	<b>S</b> Brushed Stainless Steel	\$ <b>1565</b>



1565	1720	2600	2600	2600	2600
<b>S</b>	<b>L</b>	<b>CS</b>	<b>RS</b>	<b>GS</b>	<b>BS</b>



## Mini basin mixer

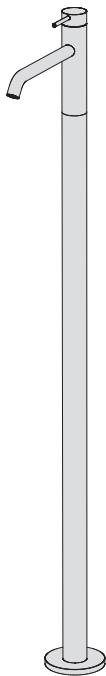
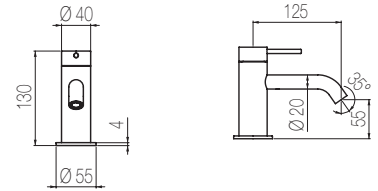


Single lever mini basin mixer without pop-up waste and drain

Code	Finishing	Price
<b>TKI82</b>	<b>S</b> Brushed Stainless Steel	\$ <b>1325</b>



1325	1455	2200	2200	2200	2200
<b>S</b>	<b>L</b>	<b>CS</b>	<b>RS</b>	<b>GS</b>	<b>BS</b>



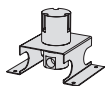
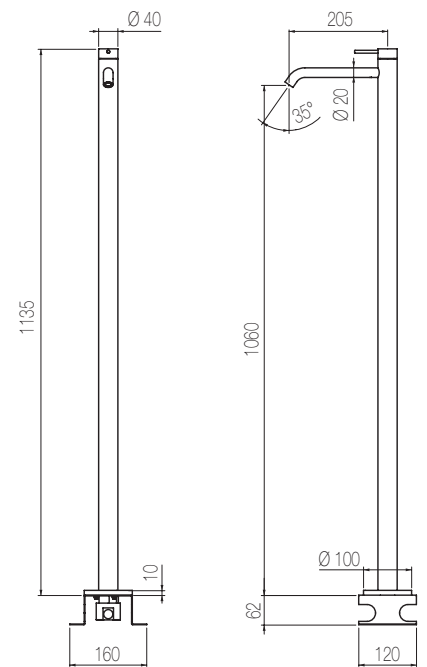
## Floor-standing basin mixer

Floor-standing basin mixer without pop-up waste and drain

Code	Finishing	Price
<b>TKI97</b>	<b>S</b> Brushed Stainless Steel	\$ <b>2655</b>



2655	2920	4410	4410	4410	4410
<b>S</b>	<b>L</b>	<b>CS</b>	<b>RS</b>	<b>GS</b>	<b>BS</b>



## Built-in part

Code	Finishing	Price
<b>INC7</b>		\$ <b>575</b>

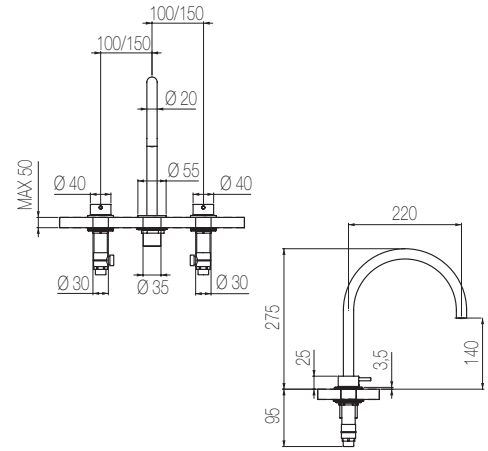
## 3-hole basin group

Three hole basin set with two remote controls with ceramic valves and bridge-shaped swivel spout (160°) without pop-up waste and drain

Code	Finishing	Price
<b>TKN25</b>	<b>S</b> Brushed Stainless Steel	\$ <b>2965</b>



2965	3265	4925	4925	4925	4925
<b>S</b>	<b>L</b>	<b>CS</b>	<b>RS</b>	<b>GS</b>	<b>BS</b>



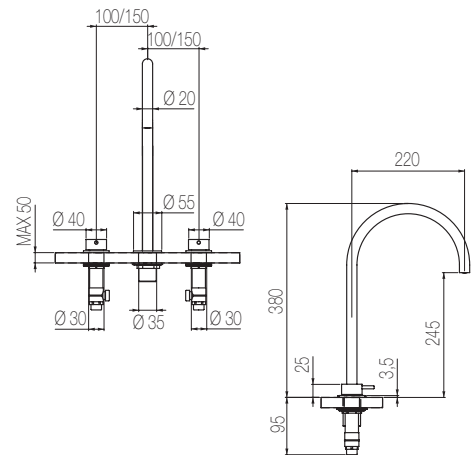
## 3-hole basin group

Three hole basin set with two remote controls with ceramic valves and bridge-shaped swivel spout (160°) without pop-up waste and drain

Code	Finishing	Price
<b>TKN24</b>	<b>S</b> Brushed Stainless Steel	\$ <b>3055</b>



3055	3360	5070	5070	5070	5070
<b>S</b>	<b>L</b>	<b>CS</b>	<b>RS</b>	<b>GS</b>	<b>BS</b>



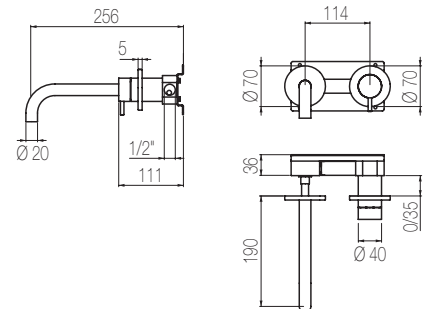
## Wall-mounted basin mixer

External part 2-hole built-in basin mixer with L=190 curved spout without pop-up waste and drain

Code	Finishing	Price
<b>TKN18</b>	<b>S</b> Brushed Stainless Steel	\$ <b>845</b>



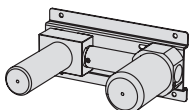
845	930	1395	1395	1395	1395
<b>S</b>	<b>L</b>	<b>CS</b>	<b>RS</b>	<b>GS</b>	<b>BS</b>



## Built-in part

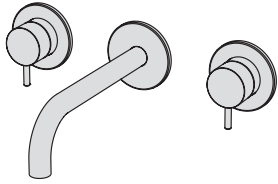
Code	Finishing	Price
<b>INN18</b>	<b>S</b> Brushed Stainless Steel	\$ <b>1160</b>

1160	1275	1275	1275	1275	1275
<b>S</b>	<b>L</b>	<b>CS</b>	<b>RS</b>	<b>GS</b>	<b>BS</b>





# TOKI



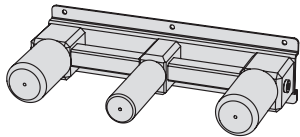
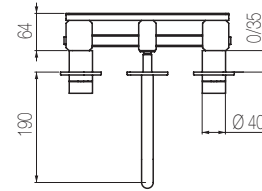
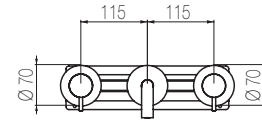
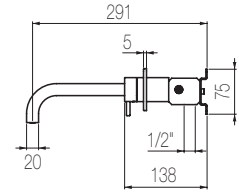
## Wall-mounted basin tap

External part for 3-hole built-in basin set with l=190 mm curved spout without pop-up waste and drain

Code	Finishing	Price
<b>TKN28</b>	<b>S</b> Brushed Stainless Steel	\$ <b>1295</b>



1295	1435	2165	2165	2165	2165
<b>S</b>	<b>L</b>	<b>CS</b>	<b>RS</b>	<b>GS</b>	<b>BS</b>



## Built-in part

Code	Finishing	Price
<b>INC29</b>	<b>S</b> Brushed Stainless Steel	\$ <b>1590</b>

1590	1750	1750	1750	1750	1750
<b>S</b>	<b>L</b>	<b>CS</b>	<b>RS</b>	<b>GS</b>	<b>BS</b>

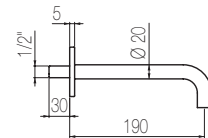
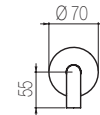
## Wall-mounted spout

Curved wall-mounted basin spout L=190 mm


Code	Finishing	Price
<b>CHC19</b>	<b>S</b> Brushed Stainless Steel	\$ <b>705</b>



705	780	1175	1175	1175	1175
<b>S</b>	<b>L</b>	<b>CS</b>	<b>RS</b>	<b>GS</b>	<b>BS</b>



# TOKI




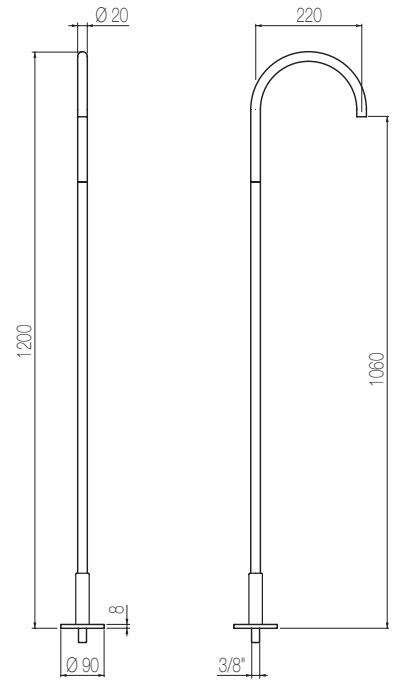
## Free-standing basin spout

Floor-standing swivel basin spout

Code	Finishing	Price
<b>CHP50</b>	<b>S</b> Brushed Stainless Steel	\$ <b>2120</b>



2120	2335	3525	3525	3525	3525
<b>S</b>	<b>L</b>	<b>CS</b>	<b>RS</b>	<b>GS</b>	<b>BS</b>



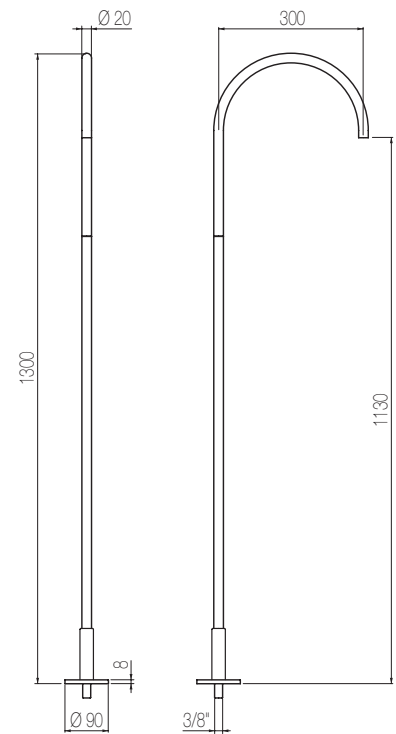
## Free-standing basin spout

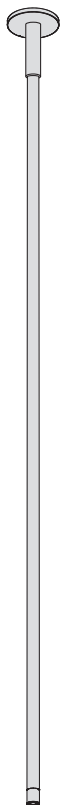
Big floor-standing swivel basin spout

Code	Finishing	Price
<b>CHP51</b>	<b>S</b> Brushed Stainless Steel	\$ <b>2375</b>



2375	2615	3945	3945	3945	3945
<b>S</b>	<b>L</b>	<b>CS</b>	<b>RS</b>	<b>GS</b>	<b>BS</b>





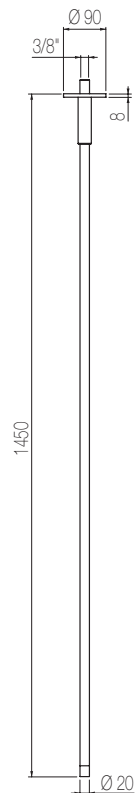
## Ceiling-mounted basin spout

Ceiling-mounted basin spout

Code	Finishing	Price
<b>CHS1</b>	<b>S</b> Brushed Stainless Steel	\$ <b>1980</b>



1980	2175	3290	3290	3290	3290
<b>S</b>	<b>L</b>	<b>CS</b>	<b>RS</b>	<b>GS</b>	<b>BS</b>



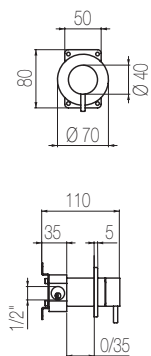
## Wall-mounted mixer

External part for wall-mounted single lever mixer

Code	Finishing	Price
<b>TKI8</b>	<b>S</b> Brushed Stainless Steel	\$ <b>465</b>



465	515	775	775	775	775
<b>S</b>	<b>L</b>	<b>CS</b>	<b>RS</b>	<b>GS</b>	<b>BS</b>



## Built-in part

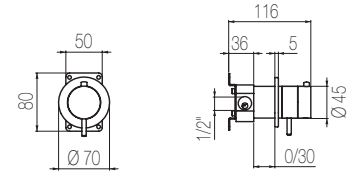
Code	Finishing	Price
<b>INN8</b>	<b>S</b> Brushed Stainless Steel	\$ <b>685</b>

685	750	750	750	750	750
<b>S</b>	<b>L</b>	<b>CS</b>	<b>RS</b>	<b>GS</b>	<b>BS</b>

## Wall-mounted thermostatic mixer



External part for coaxial thermostatic mixer with flow regulator



Code	Finishing	Price
<b>TER51</b>	<b>S</b> Brushed Stainless Steel	\$ <b>745</b>



745	820	1240	1240	1240	1240
<b>S</b>	<b>L</b>	<b>CS</b>	<b>RS</b>	<b>GS</b>	<b>BS</b>



### Built-in part

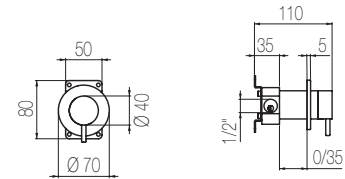
Code	Finishing	Price
<b>INN1</b>	<b>S</b> Brushed Stainless Steel	\$ <b>1110</b>

1110	1220	1220	1220	1220	1220
<b>S</b>	<b>L</b>	<b>CS</b>	<b>RS</b>	<b>GS</b>	<b>BS</b>



## 2-way diverter

External part for built-in 2-ways diverter



Code	Finishing	Price
<b>TKI10</b>	<b>S</b> Brushed Stainless Steel	\$ <b>520</b>



520	570	860	860	860	860
<b>S</b>	<b>L</b>	<b>CS</b>	<b>RS</b>	<b>GS</b>	<b>BS</b>



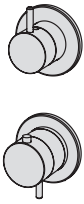
### Built-in part

Code	Finishing	Price
<b>INN10</b>	<b>S</b> Brushed Stainless Steel	\$ <b>750</b>

750	830	830	830	830	830
<b>S</b>	<b>L</b>	<b>CS</b>	<b>RS</b>	<b>GS</b>	<b>BS</b>

# TOKI

## Thermostatic shower mixer with integrated 2-way diverter

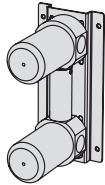
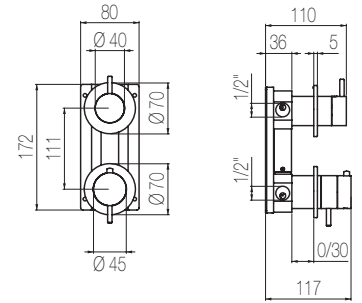


External part for built-in thermostatic shower mixer with integrated 2-ways diverter.  
For both vertical and horizontal installation

Code	Finishing	Price
<b>TER52</b>	<b>S</b> Brushed Stainless Steel	\$ <b>1275</b>



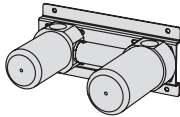
1275	1405	2120	2120	2120	2120
<b>S</b>	<b>L</b>	<b>CS</b>	<b>RS</b>	<b>GS</b>	<b>BS</b>



### Vertical Built-in part

Code	Finishing	Price
<b>INN2</b>	<b>S</b> Brushed Stainless Steel	\$ <b>1845</b>

1845	2030	2030	2030	2030	2030
<b>S</b>	<b>L</b>	<b>CS</b>	<b>RS</b>	<b>GS</b>	<b>BS</b>



### Horizontal Built-in part

Code	Finishing	Price
<b>INN14</b>	<b>S</b> Brushed Stainless Steel	\$ <b>1845</b>

1845	2030	2030	2030	2030	2030
<b>S</b>	<b>L</b>	<b>CS</b>	<b>RS</b>	<b>GS</b>	<b>BS</b>

## Thermostatic shower mixer with integrated 3-way diverter

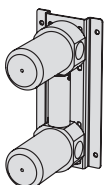
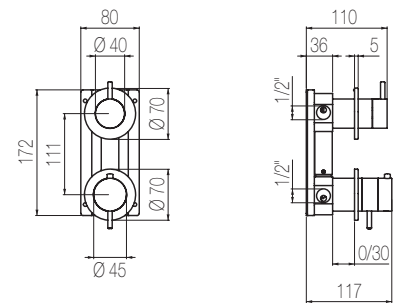


External part for built-in thermostatic shower mixer with integrated 3-ways diverter.  
For both vertical and horizontal installation

Code	Finishing	Price
<b>TER53</b>	<b>S</b> Brushed Stainless Steel	\$ <b>1295</b>



1295	1425	2150	2150	2150	2150
<b>S</b>	<b>L</b>	<b>CS</b>	<b>RS</b>	<b>GS</b>	<b>BS</b>

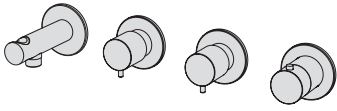


### Built-in part

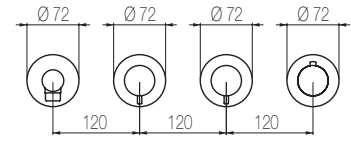
Code	Finishing	Price
<b>INN3</b>	<b>S</b> Brushed Stainless Steel	\$ <b>1865</b>

1865	2055	2055	2055	2055	2055
<b>S</b>	<b>L</b>	<b>CS</b>	<b>RS</b>	<b>GS</b>	<b>BS</b>

## High flow rate horizontal thermostatic set



External part for wall-mounted horizontal shower group made of thermostatic mixer, 2-ways manifold, stop valve, water connection with holder, with 3/4" connections

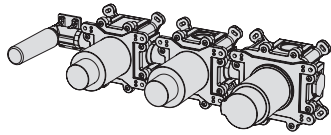
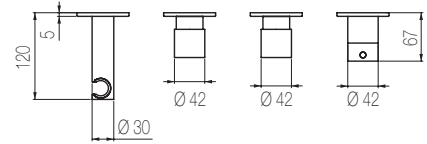


To be completed with hand shower and flexible hose of your choice. See pg. 189

Code	Finishing	Price
<b>TKN51</b>	<b>S</b> Brushed Stainless Steel	\$ <b>2555</b>



2555	2810	4235	4235	4235	4235
<b>S</b>	<b>L</b>	<b>CS</b>	<b>RS</b>	<b>GS</b>	<b>BS</b>

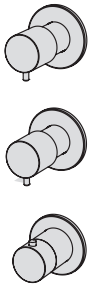


### Built-in part

Code	Finishing	Price
<b>INN51</b>	<b>S</b> Brushed Stainless Steel	\$ <b>3270</b>

3270	3600	3600	3600	3600	3600
<b>S</b>	<b>L</b>	<b>CS</b>	<b>RS</b>	<b>GS</b>	<b>BS</b>

## Thermostatic mixer with 2 manifolds

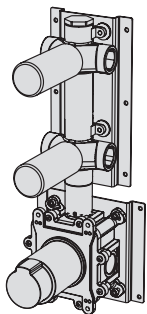
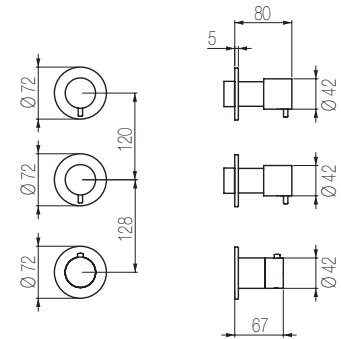


External part for thermostatic built-in mixer with 2-ways manifold - 3/4" connections.  
For both vertical and horizontal installation

Code	Finishing	Price
<b>TKN55</b>	<b>S</b> Brushed Stainless Steel	\$ <b>1690</b>



1690	1860	2805	2805	2805	2805
<b>S</b>	<b>L</b>	<b>CS</b>	<b>RS</b>	<b>GS</b>	<b>BS</b>



### Built-in part

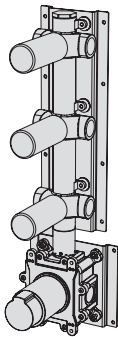
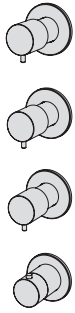
Code	Finishing	Price
<b>INN55</b>	<b>S</b> Brushed Stainless Steel	\$ <b>2670</b>

2670	2935	2935	2935	2935	2935
<b>S</b>	<b>L</b>	<b>CS</b>	<b>RS</b>	<b>GS</b>	<b>BS</b>

# TOKI

## Thermostatic mixer with 3 manifolds

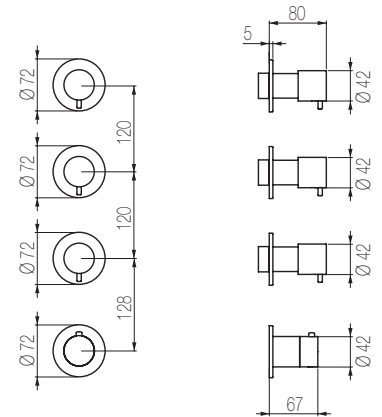
External part for thermostatic built-in mixer with 3-ways manifold - 3/4" connections.  
For both vertical and horizontal installation



Code	Finishing	Price
<b>TKN56</b>	<b>S</b> Brushed Stainless Steel	\$ <b>2155</b>



2155	2375	3580	3580	3580	3580
<b>S</b>	<b>L</b>	<b>CS</b>	<b>RS</b>	<b>GS</b>	<b>BS</b>



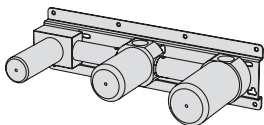
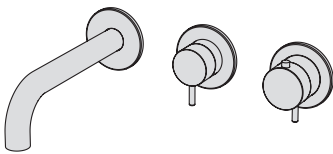
## Built-in part

Code	Finishing	Price
<b>INN56</b>	<b>S</b> Brushed Stainless Steel	\$ <b>3310</b>

3310	3645	3645	3645	3645	3645
<b>S</b>	<b>L</b>	<b>CS</b>	<b>RS</b>	<b>GS</b>	<b>BS</b>

## Horizontal thermostatic bath set with 2-ways diverter

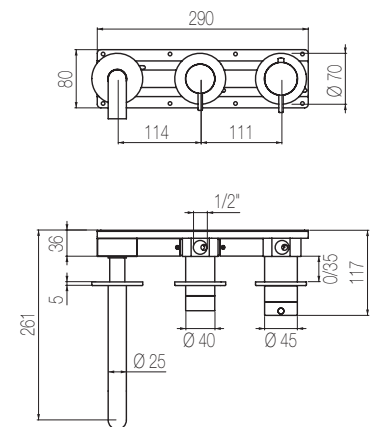
External part for thermostatic bath mixer with integrated 2-ways diverter and L=190 mm fixed spout, for horizontal installation



Code	Finishing	Price
<b>TKV84</b>	<b>S</b> Brushed Stainless Steel	\$ <b>2120</b>



2120	2335	3525	3525	3525	3525
<b>S</b>	<b>L</b>	<b>CS</b>	<b>RS</b>	<b>GS</b>	<b>BS</b>

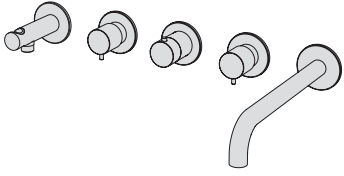


## Built-in part

Code	Finishing	Price
<b>INN17</b>	<b>S</b> Brushed Stainless Steel	\$ <b>2240</b>

2240	2465	2465	2465	2465	2465
<b>S</b>	<b>L</b>	<b>CS</b>	<b>RS</b>	<b>GS</b>	<b>BS</b>

## High flow rate horizontal bath set



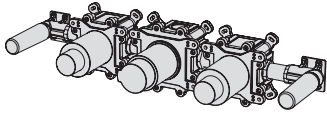
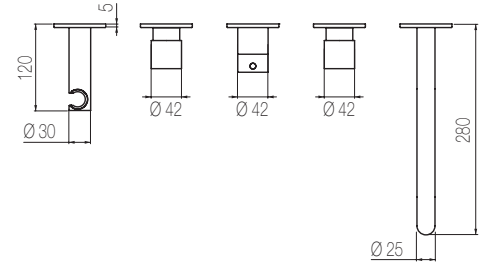
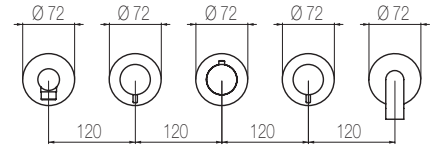
External part for wall-mounted horizontal bath group made of thermostatic mixer, fixed spout, 2 stop valves, and water connection with fixed shower holder, with 3/4" connections

To be completed with hand shower and flexible hose of your choice.  
See pg. 189

Code	Finishing	Price
<b>TKN52</b>	<b>S</b> Brushed Stainless Steel	\$ <b>2965</b>



2965	3260	4920	4920	4920	4920
<b>S</b>	<b>L</b>	<b>CS</b>	<b>RS</b>	<b>GS</b>	<b>BS</b>

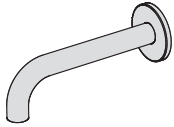


## Built-in part

Code	Finishing	Price
<b>INN52</b>	<b>S</b> Brushed Stainless Steel	\$ <b>2965</b>

2965	3260	3260	3260	3260	3260
<b>S</b>	<b>L</b>	<b>CS</b>	<b>RS</b>	<b>GS</b>	<b>BS</b>

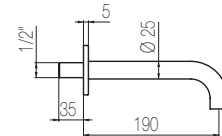
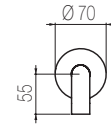
## Bath spout



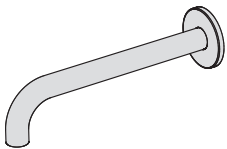
Wall-mounted bath spout l=190 mm

Code	Finishing	Price
<b>CHV19</b>	<b>S</b> Brushed Stainless Steel	\$ <b>850</b>

850	935	1410	1410	1410	1410
<b>S</b>	<b>L</b>	<b>CS</b>	<b>RS</b>	<b>GS</b>	<b>BS</b>



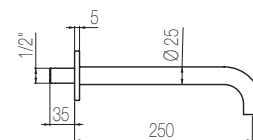
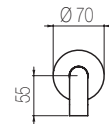
## Bath spout



Wall-mounted bath spout l=250 mm

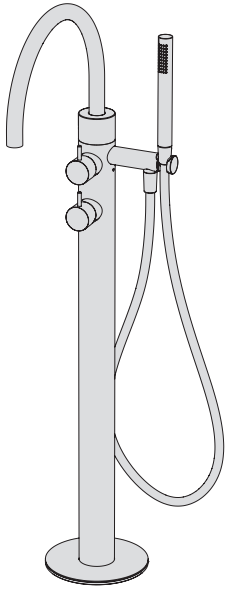
Code	Finishing	Price
<b>CHV25</b>	<b>S</b> Brushed Stainless Steel	\$ <b>930</b>

930	1020	1540	1540	1540	1540
<b>S</b>	<b>L</b>	<b>CS</b>	<b>RS</b>	<b>GS</b>	<b>BS</b>





# TOKI



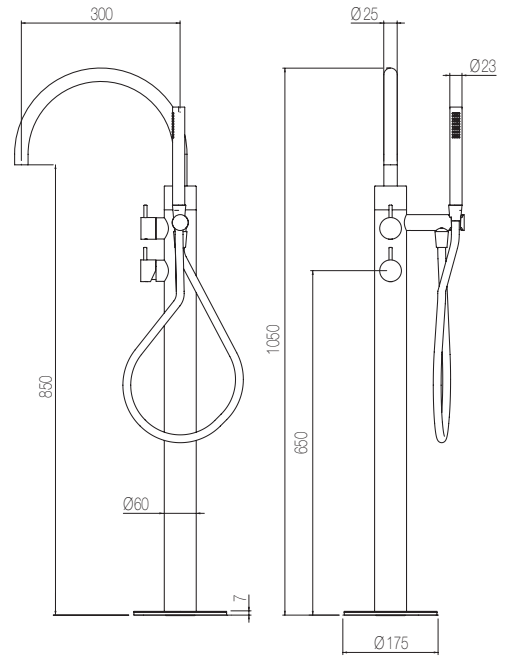
## Free-standing bath mixer

External part for free-standing bath group Ø60 with bridge-shaped spout and hand shower

Code	Finishing	Price
PVN99	S Brushed Stainless Steel	\$ 8800

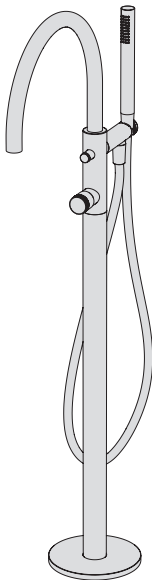


8800	9680	14595	14595	14595	14595
S	L	CS	RS	GS	BS



## Built-in part

Code	Finishing	Price
INV2		\$ 520



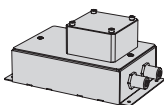
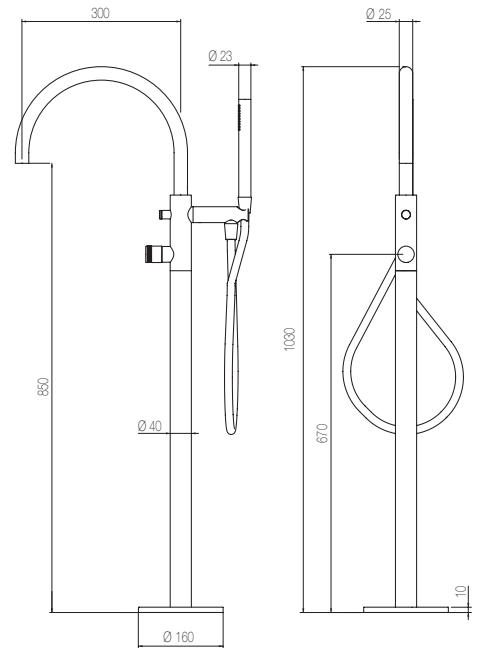
## Free-standing bath mixer

External part for free-standing bath group Ø40 with bridge-shaped spout and hand shower

Code	Finishing	Price
PVN3	S Brushed Stainless Steel	\$ 7900

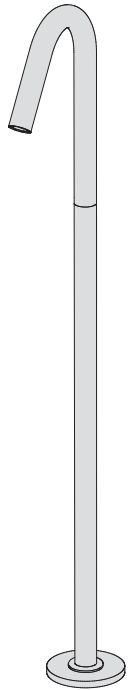


7900	8690	13115	13115	13115	13115
S	L	CS	RS	GS	BS



## Built-in part

Code	Finishing	Price
INV3		\$ 520

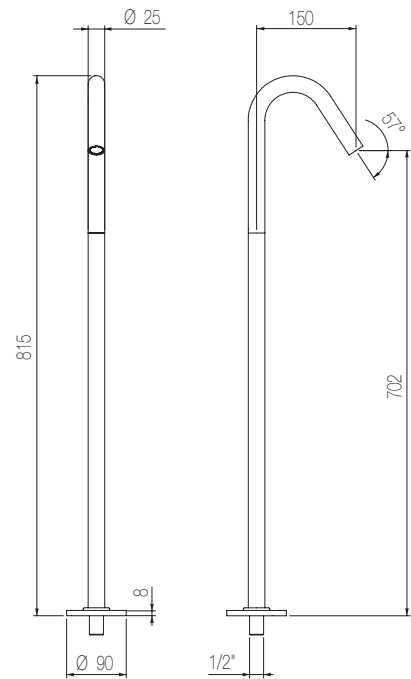


## Floor-mounted bath spout

Floor-mounted bath spout

Code	Finishing	Price
<b>CHV1</b>	<b>S</b> Brushed Stainless Steel	\$ <b>2790</b>

2790	3065	4625	4625	4625	4625
<b>S</b>	<b>L</b>	<b>CS</b>	<b>RS</b>	<b>GS</b>	<b>BS</b>



## Stop valve

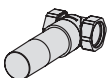
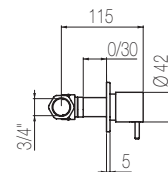
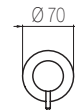


External part for wall-mounted stop valve - 3/4" connection

Code	Finishing	Price
<b>TKI50</b>	<b>S</b> Brushed Stainless Steel	\$ <b>535</b>



535	590	885	885	885	885
<b>S</b>	<b>L</b>	<b>CS</b>	<b>RS</b>	<b>GS</b>	<b>BS</b>



## Built-in part

Code	Finishing	Price
<b>INC50</b>		\$ <b>515</b>

---

# Toox

TOOX

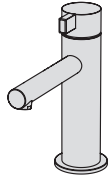


The meeting between the rigor of perpendicular geometries and the lightness of soft and circular lines. A series with a modern and functional design.

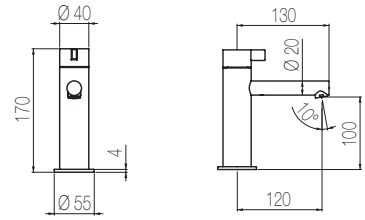


## Basin mixer

Single lever basin mixer without pop-up waste and drain



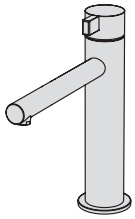
Code	Finishing	Price
<b>TXQ91</b>	<b>S</b> Brushed Stainless Steel	\$ <b>1415</b>



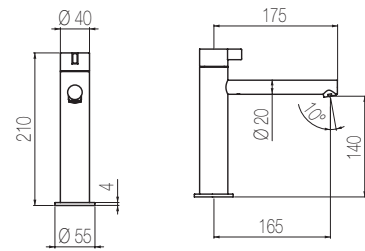
1415	1555	2350	2350	2350	2350
<b>S</b>	<b>L</b>	<b>CS</b>	<b>RS</b>	<b>GS</b>	<b>BS</b>

## Medium basin mixer

Single lever medium basin mixer without pop-up waste and drain



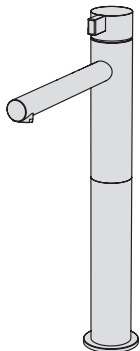
Code	Finishing	Price
<b>TXQ92</b>	<b>S</b> Brushed Stainless Steel	\$ <b>1455</b>



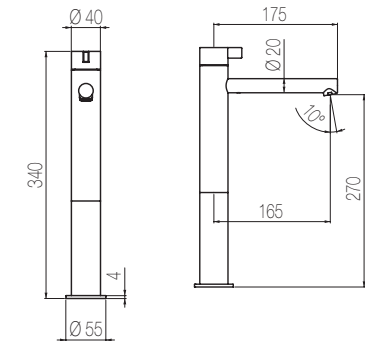
1455	1595	2410	2410	2410	2410
<b>S</b>	<b>L</b>	<b>CS</b>	<b>RS</b>	<b>GS</b>	<b>BS</b>

## High basin mixer

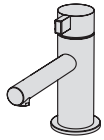
Single lever high basin mixer without pop-up waste and drain



Code	Finishing	Price
<b>TXQ93</b>	<b>S</b> Brushed Stainless Steel	\$ <b>1610</b>



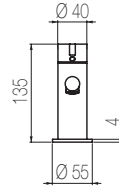
1610	1770	2670	2670	2670	2670
<b>S</b>	<b>L</b>	<b>CS</b>	<b>RS</b>	<b>GS</b>	<b>BS</b>



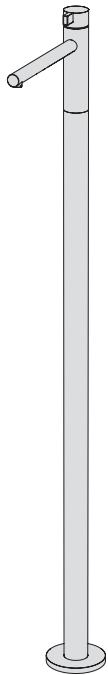
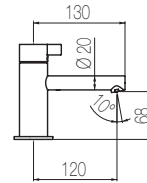
## Mini basin mixer

Single lever mini basin mixer without pop-up waste and drain

Code	Finishing	Price
<b>TQN80</b>	<b>S</b> Brushed Stainless Steel	\$ <b>1525</b>



1525	1675	2530	2530	2530	2530
<b>S</b>	<b>L</b>	<b>CS</b>	<b>RS</b>	<b>GS</b>	<b>BS</b>



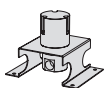
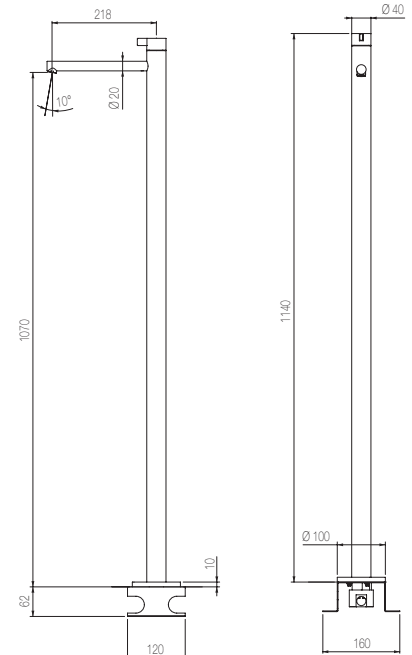
## Floor-standing basin mixer

Floor-standing basin mixer without pop-up waste and drain

Code	Finishing	Price
<b>TXQ97</b>	<b>S</b> Brushed Stainless Steel	\$ <b>2700</b>



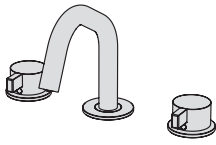
2700	2965	4480	4480	4480	4480
<b>S</b>	<b>L</b>	<b>CS</b>	<b>RS</b>	<b>GS</b>	<b>BS</b>



## Built-in part

Code	Finishing	Price
<b>INC7</b>		\$ <b>575</b>

## 3-hole basin group

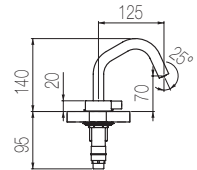
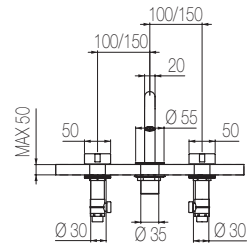


Three hole basin set with two remote controls with ceramic valves and swivel spout (160°) without pop-up waste and drain

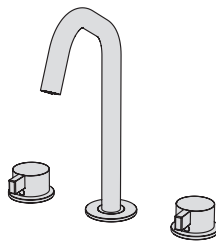
Code	Finishing	Price
<b>TQN23</b>	<b>S</b> Brushed Stainless Steel	\$ <b>3095</b>



3095	3415	5155	5155	5155	5155
<b>S</b>	<b>L</b>	<b>CS</b>	<b>RS</b>	<b>GS</b>	<b>BS</b>



## 3-hole basin group

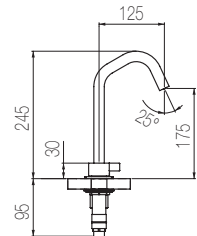
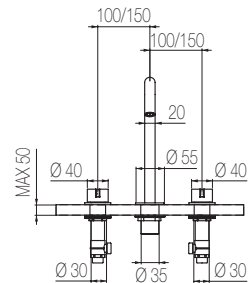


Three hole basin set with two remote controls with ceramic valves and swivel spout (160°) without pop-up waste and drain

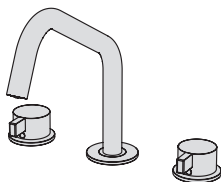
Code	Finishing	Price
<b>TQN25</b>	<b>S</b> Brushed Stainless Steel	\$ <b>3140</b>



3140	3455	5215	5215	5215	5215
<b>S</b>	<b>L</b>	<b>CS</b>	<b>RS</b>	<b>GS</b>	<b>BS</b>



## 3-hole basin group

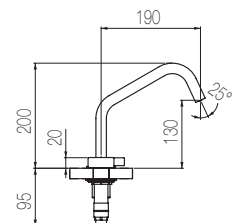
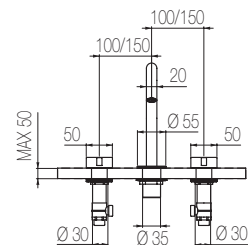


Three hole basin set with two remote controls with ceramic valves and big swivel spout (160°) without pop-up waste and drain

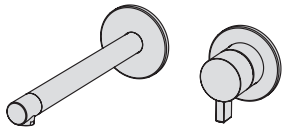
Code	Finishing	Price
<b>TQN24</b>	<b>S</b> Brushed Stainless Steel	\$ <b>3140</b>



3140	3455	5215	5215	5215	5215
<b>S</b>	<b>L</b>	<b>CS</b>	<b>RS</b>	<b>GS</b>	<b>BS</b>



# TOOX



## Wall-mounted basin mixer

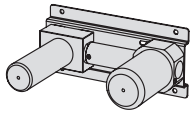
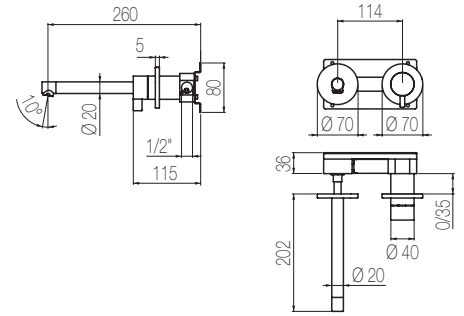
External part 2-hole built-in basin mixer with L=190 straight spout without pop-up waste and drain

Code Finishing Price

**TQN18** S Brushed Stainless Steel \$ **1030**



1030	1130	1710	1710	1710	1710
S	L	CS	RS	GS	BS

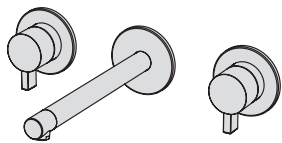


## Built-in part

Code Finishing Price

**INN18** S Brushed Stainless Steel \$ **1160**

1160	1275	1275	1275	1275	1275
S	L	CS	RS	GS	BS



## Wall-mounted basin tap

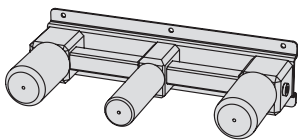
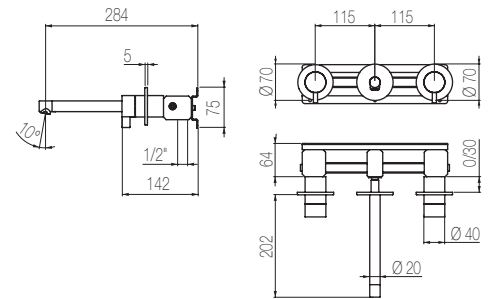
External part for 3-hole built-in basin set with l=190 mm straight spout without pop-up waste and drain

Code Finishing Price

**TQN28** S Brushed Stainless Steel \$ **1670**



1670	1835	2770	2770	2770	2770
S	L	CS	RS	GS	BS



## Built-in part

Code Finishing Price

**INC29** S Brushed Stainless Steel \$ **1590**

1590	1750	1750	1750	1750	1750
S	L	CS	RS	GS	BS

## Wall-mounted spout

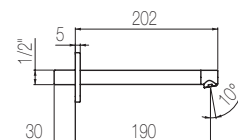
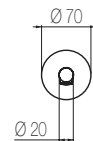
Straight wall-mounted basin spout L=190 mm

Code Finishing Price

**CHM19** S Brushed Stainless Steel \$ **725**

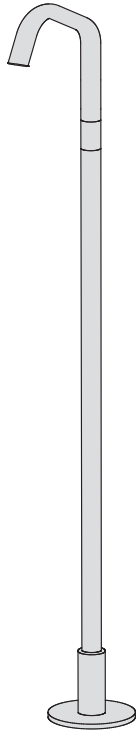


725	795	1195	1195	1195	1195
S	L	CS	RS	GS	BS



## Free-standing basin spout

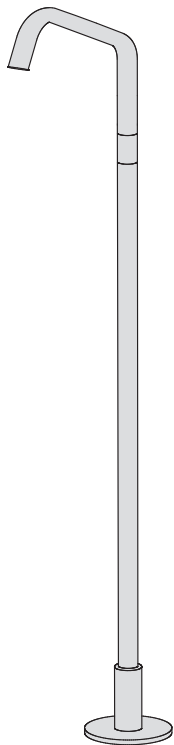
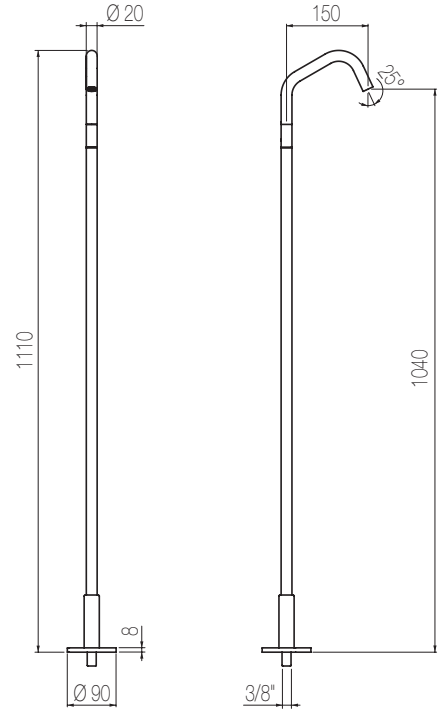
Floor-standing swivel basin spout



Code	Finishing	Price
<b>CHP90</b>	<b>S</b> Brushed Stainless Steel	\$ <b>2240</b>



2240	2465	3715	3715	3715	3715
<b>S</b>	<b>L</b>	<b>CS</b>	<b>RS</b>	<b>GS</b>	<b>BS</b>



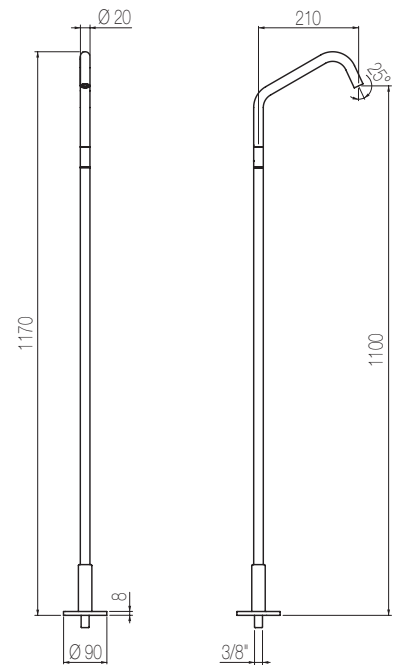
## Free-standing basin spout

Big floor-standing swivel basin spout

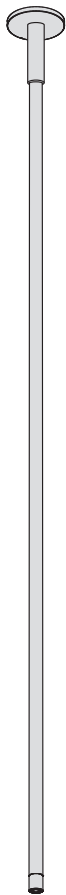
Code	Finishing	Price
<b>CHP91</b>	<b>S</b> Brushed Stainless Steel	\$ <b>2310</b>



2310	2540	3835	3835	3835	3835
<b>S</b>	<b>L</b>	<b>CS</b>	<b>RS</b>	<b>GS</b>	<b>BS</b>







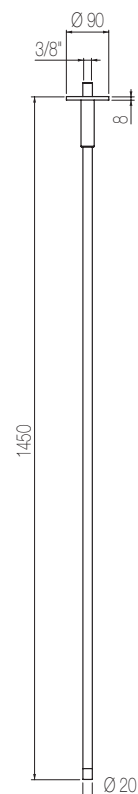
## Ceiling-mounted basin spout

Ceiling-mounted basin spout

Code	Finishing	Price
<b>CHS1</b>	<b>S</b> Brushed Stainless Steel	\$ <b>1980</b>



1980	2175	3290	3290	3290	3290
<b>S</b>	<b>L</b>	<b>CS</b>	<b>RS</b>	<b>GS</b>	<b>BS</b>



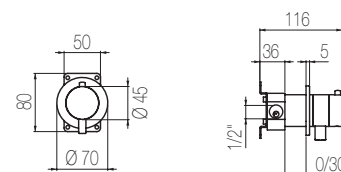
## Wall-mounted thermostatic mixer

External part for coaxial thermostatic mixer with flow regulator

Code	Finishing	Price
<b>TER1</b>	<b>S</b> Brushed Stainless Steel	\$ <b>785</b>



785	836	1295	1295	1295	1295
<b>S</b>	<b>L</b>	<b>CS</b>	<b>RS</b>	<b>GS</b>	<b>BS</b>



## Built-in part

Code	Finishing	Price
<b>INN1</b>	<b>S</b> Brushed Stainless Steel	\$ <b>1110</b>

1110	1220	1220	1220	1220	1220
<b>S</b>	<b>L</b>	<b>CS</b>	<b>RS</b>	<b>GS</b>	<b>BS</b>

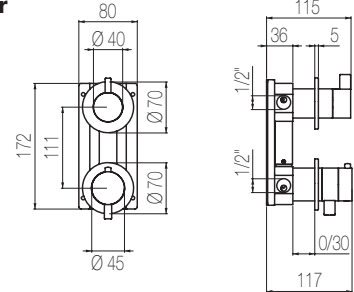
# TOOX



## Thermostatic shower mixer with integrated 2-way diverter

External part for built-in thermostatic shower mixer with integrated 2-ways diverter.

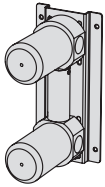
For both vertical and horizontal installation



Code	Finishing	Price
<b>TER2</b>	<b>S</b> Brushed Stainless Steel	\$ <b>1325</b>



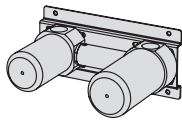
1325	1455	2200	2200	2200	2200
<b>S</b>	<b>L</b>	<b>CS</b>	<b>RS</b>	<b>GS</b>	<b>BS</b>



## Vertical Built-in part

Code	Finishing	Price
<b>INN2</b>	<b>S</b> Brushed Stainless Steel	\$ <b>1845</b>

1845	2030	2030	2030	2030	2030
<b>S</b>	<b>L</b>	<b>CS</b>	<b>RS</b>	<b>GS</b>	<b>BS</b>



## Horizontal Built-in part

Code	Finishing	Price
<b>INN14</b>	<b>S</b> Brushed Stainless Steel	\$ <b>1845</b>

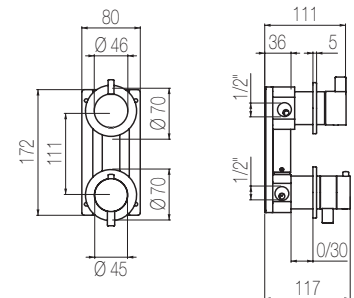
1845	2030	2030	2030	2030	2030
<b>S</b>	<b>L</b>	<b>CS</b>	<b>RS</b>	<b>GS</b>	<b>BS</b>



## Thermostatic shower mixer with integrated 3-way diverter

External part for built-in thermostatic shower mixer with integrated 3-ways diverter.

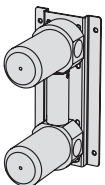
For both vertical and horizontal installation



Code	Finishing	Price
<b>TER3</b>	<b>S</b> Brushed Stainless Steel	\$ <b>1345</b>



1345	1480	2230	2230	2230	2230
<b>S</b>	<b>L</b>	<b>CS</b>	<b>RS</b>	<b>GS</b>	<b>BS</b>

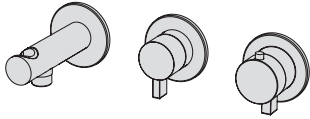


## Built-in part

Code	Finishing	Price
<b>INN3</b>	<b>S</b> Brushed Stainless Steel	\$ <b>1865</b>

1865	2055	2055	2055	2055	2055
<b>S</b>	<b>L</b>	<b>CS</b>	<b>RS</b>	<b>GS</b>	<b>BS</b>

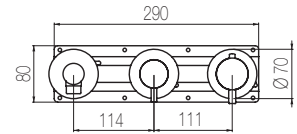
# TOOX



To be completed with hand shower and flexible hose of your choice. See pg. 189

## Horizontal thermostatic shower set with 2-ways diverter

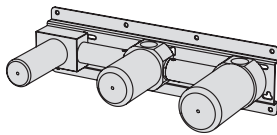
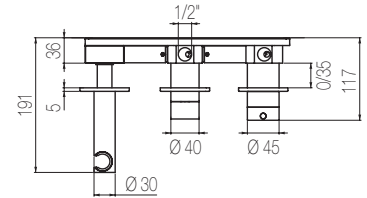
External part for thermostatic shower mixer with integrated 2-ways diverter and water connection with hand shower holder, for horizontal installation



Code	Finishing	Price
<b>TQD81</b>	<b>S</b> Brushed Stainless Steel	\$ <b>1810</b>



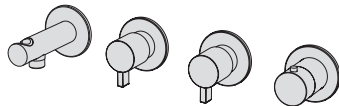
1810	1995	2995	2995	2995	2995
<b>S</b>	<b>L</b>	<b>CS</b>	<b>RS</b>	<b>GS</b>	<b>BS</b>



### Built-in part

Code	Finishing	Price
<b>INN17</b>	<b>S</b> Brushed Stainless Steel	\$ <b>2240</b>

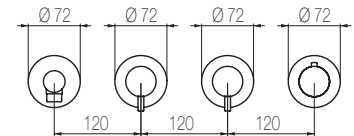
2240	2465	2465	2465	2465	2465
<b>S</b>	<b>L</b>	<b>CS</b>	<b>RS</b>	<b>GS</b>	<b>BS</b>



To be completed with hand shower and flexible hose of your choice. See pg. 189

## High flow rate horizontal thermostatic set

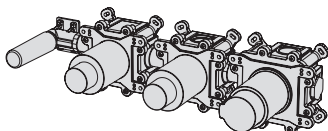
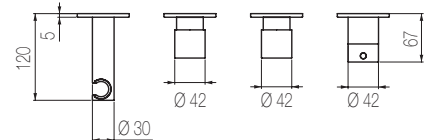
External part for wall-mounted horizontal shower group made of thermostatic mixer, 2-ways manifold, stop valve, water connection with holder, with 3/4" connections



Code	Finishing	Price
<b>TQN51</b>	<b>S</b> Brushed Stainless Steel	\$ <b>2655</b>



2655	2920	4410	4410	4410	4410
<b>S</b>	<b>L</b>	<b>CS</b>	<b>RS</b>	<b>GS</b>	<b>BS</b>



### Built-in part

Code	Finishing	Price
<b>INN51</b>	<b>S</b> Brushed Stainless Steel	\$ <b>3270</b>

3270	3600	3600	3600	3600	3600
<b>S</b>	<b>L</b>	<b>CS</b>	<b>RS</b>	<b>GS</b>	<b>BS</b>



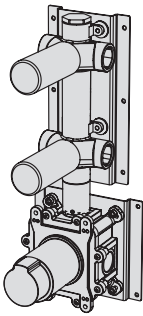
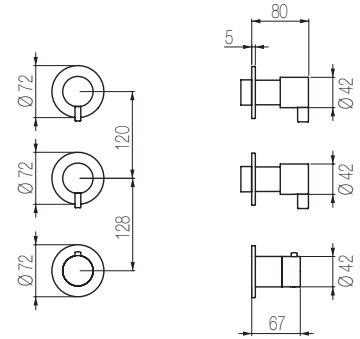
## Thermostatic mixer with 2 manifolds

External part for thermostatic built-in mixer with 2-ways manifold - 3/4" connections.  
For both vertical and horizontal installation

Code	Finishing	Price
<b>TQN55</b>	<b>S</b> Brushed Stainless Steel	\$ <b>1795</b>



1795	1975	2975	2975	2975	2975
<b>S</b>	<b>L</b>	<b>CS</b>	<b>RS</b>	<b>GS</b>	<b>BS</b>



### Built-in part

Code	Finishing	Price
<b>INN55</b>	<b>S</b> Brushed Stainless Steel	\$ <b>2670</b>

2670	2935	2935	2935	2935	2935
<b>S</b>	<b>L</b>	<b>CS</b>	<b>RS</b>	<b>GS</b>	<b>BS</b>

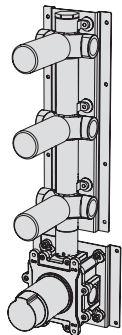
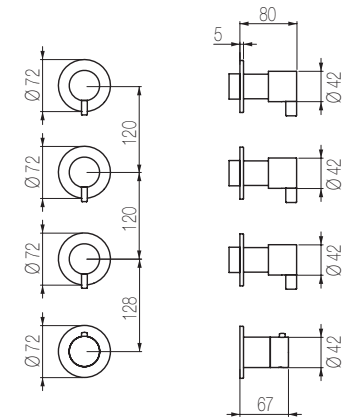
## Thermostatic mixer with 3 manifolds

External part for thermostatic built-in mixer with 3-ways manifold - 3/4" connections.  
For both vertical and horizontal installation

Code	Finishing	Price
<b>TQN56</b>	<b>S</b> Brushed Stainless Steel	\$ <b>2310</b>



2310	2545	3835	3835	3835	3835
<b>S</b>	<b>L</b>	<b>CS</b>	<b>RS</b>	<b>GS</b>	<b>BS</b>



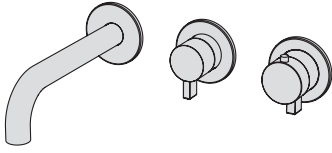
### Built-in part

Code	Finishing	Price
<b>INN56</b>	<b>S</b> Brushed Stainless Steel	\$ <b>3310</b>

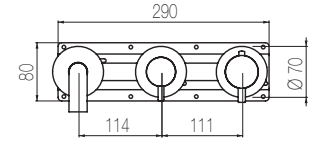
3310	3645	3645	3645	3645	3645
<b>S</b>	<b>L</b>	<b>CS</b>	<b>RS</b>	<b>GS</b>	<b>BS</b>

# TOOX

## Horizontal thermostatic bath set with 2-ways diverter



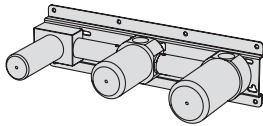
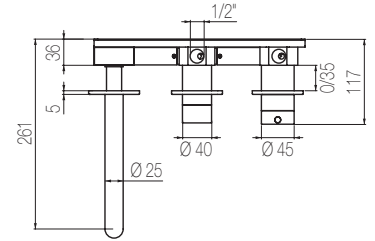
External part for thermostatic bath mixer with integrated 2-ways diverter and L=190 mm fixed spout, for horizontal installation



Code	Finishing	Price
<b>TQV84</b>	<b>S</b> Brushed Stainless Steel	\$ <b>2185</b>



2185	2400	3625	3625	3625	3625
<b>S</b>	<b>L</b>	<b>CS</b>	<b>RS</b>	<b>GS</b>	<b>BS</b>

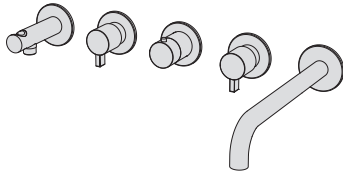


### Built-in part

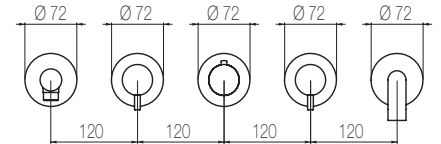
Code	Finishing	Price
<b>INN17</b>	<b>S</b> Brushed Stainless Steel	\$ <b>2240</b>

2240	2465	2465	2465	2465	2465
<b>S</b>	<b>L</b>	<b>CS</b>	<b>RS</b>	<b>GS</b>	<b>BS</b>

## High flow rate horizontal bath set



External part for wall-mounted horizontal bath group made of thermostatic mixer, fixed spout, 2 stop valves, and water connection with fixed shower holder, with 3/4" connections

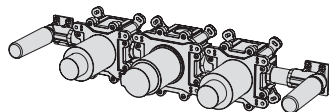
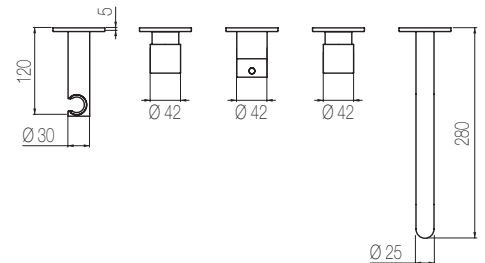


To be completed with hand shower and flexible hose of your choice. See pg. 189

Code	Finishing	Price
<b>TQN52</b>	<b>S</b> Brushed Stainless Steel	\$ <b>3065</b>



3065	3375	4995	4995	4995	4995
<b>S</b>	<b>L</b>	<b>CS</b>	<b>RS</b>	<b>GS</b>	<b>BS</b>

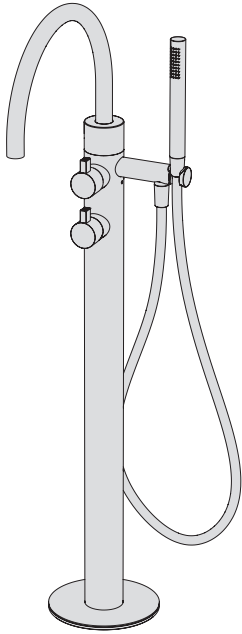


### Built-in part

Code	Finishing	Price
<b>INN52</b>	<b>S</b> Brushed Stainless Steel	\$ <b>2965</b>

2965	3260	3260	3260	3260	3260
<b>S</b>	<b>L</b>	<b>CS</b>	<b>RS</b>	<b>GS</b>	<b>BS</b>

# TOOX



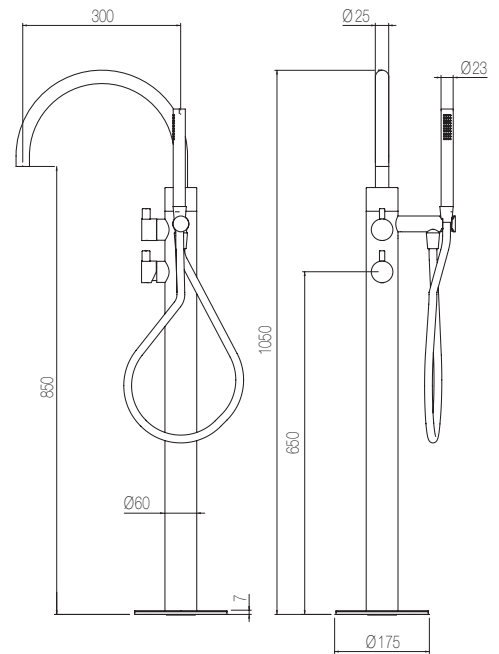
## Free-standing bath mixer

External part for free-standing bath group Ø60 with bridge-shaped spout and hand shower

Code	Finishing	Price
<b>PVQ99</b>	<b>S</b> Brushed Stainless Steel	\$ <b>8850</b>

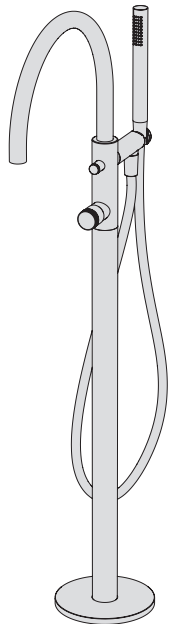


8850	9735	14690	14690	14690	14690
<b>S</b>	<b>L</b>	<b>CS</b>	<b>RS</b>	<b>GS</b>	<b>BS</b>



## Built-in part

Code	Finishing	Price
<b>INV2</b>		\$ <b>520</b>



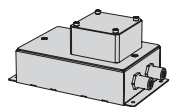
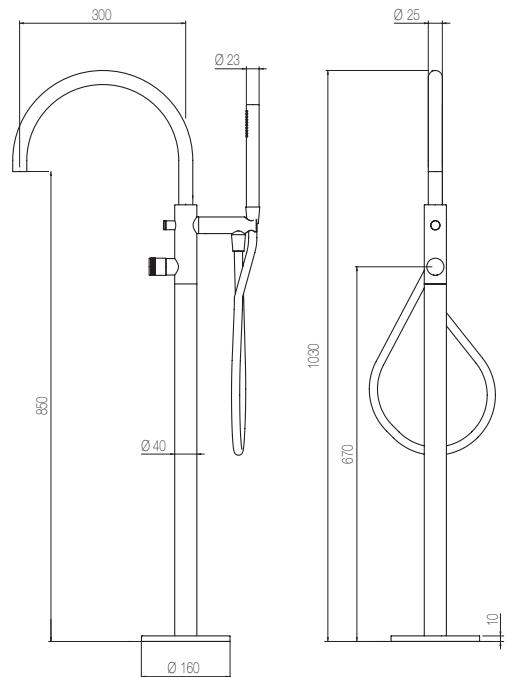
## Free-standing bath mixer

External part for free-standing bath group Ø40 with bridge-shaped spout and hand shower

Code	Finishing	Price
<b>PVN3</b>	<b>S</b> Brushed Stainless Steel	\$ <b>7900</b>

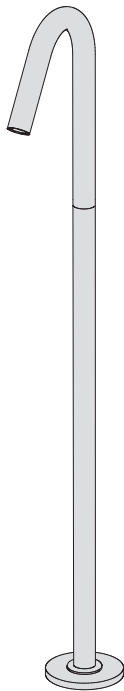


7900	8690	12995	12995	12995	12995
<b>S</b>	<b>L</b>	<b>CS</b>	<b>RS</b>	<b>GS</b>	<b>BS</b>



## Built-in part

Code	Finishing	Price
<b>INV3</b>		\$ <b>520</b>

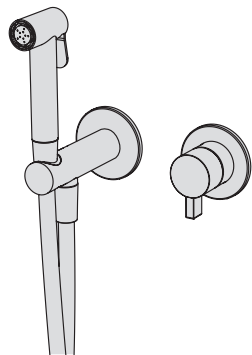
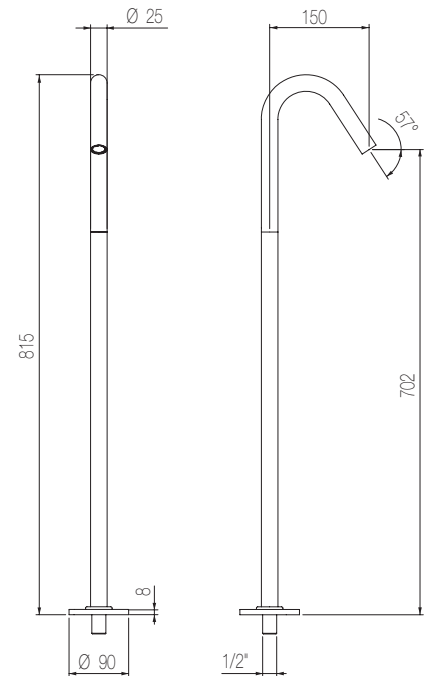


## Floor-mounted bath spout

Floor-mounted bath spout

Code	Finishing	Price
<b>CHV1</b>	<b>S</b> Brushed Stainless Steel	\$ <b>2790</b>

2790	3065	4625	4625	4625	4625
<b>S</b>	<b>L</b>	<b>CS</b>	<b>RS</b>	<b>GS</b>	<b>BS</b>



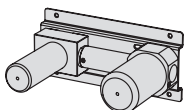
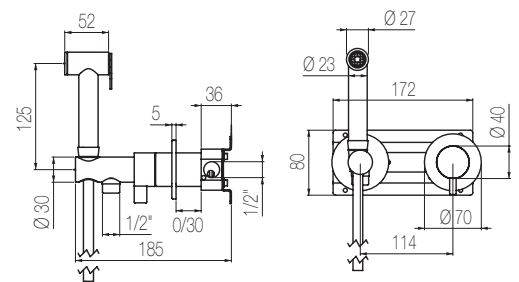
## Hydrobrush for personal hygiene

External part for wall-mounted multi-jet toilet hydrobrush **for personal hygiene** with integrated manual mixer

Code	Finishing	Price
<b>IDQ4</b>	<b>S</b> Brushed Stainless Steel	\$ <b>1275</b>



1275	1395	2120	2120	2120	2120
<b>S</b>	<b>L</b>	<b>CS</b>	<b>RS</b>	<b>GS</b>	<b>BS</b>



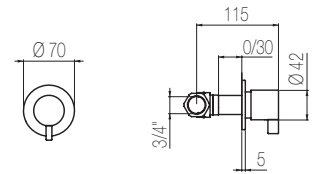
## Built-in part

Code	Finishing	Price
<b>INN30</b>	<b>S</b> Brushed Stainless Steel	\$ <b>1160</b>

1160	1275	1275	1275	1275	1275
<b>S</b>	<b>L</b>	<b>CS</b>	<b>RS</b>	<b>GS</b>	<b>BS</b>

## Stop valve

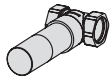
External part for wall-mounted stop valve - 3/4" connection



Code	Finishing	Price
<b>TXQ50</b>	<b>S</b> Brushed Stainless Steel	\$ <b>585</b>



585	645	975	975	975	975
<b>S</b>	<b>L</b>	<b>CS</b>	<b>RS</b>	<b>GS</b>	<b>BS</b>



## Built-in part

Code	Finishing	Price
<b>INC50</b>		\$ <b>515</b>



---

# Zero

ZERO

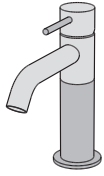


In the finishing, the exaltation of the design. The sandblasting treatment in the lower part of the mixer and on the cylinders of the levers gives the series a textured aspect that makes it even more captivating.



# ZERO

## Basin mixer

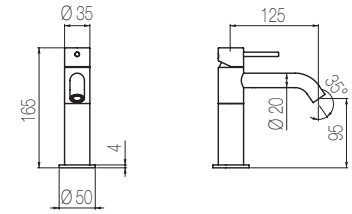


Single lever basin mixer without pop-up waste and drain

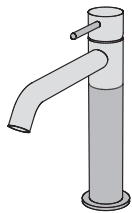
Code	Finishing	Price
<b>ZER1</b>	<b>S</b> Brushed Stainless Steel	\$ <b>1120</b>



1120	1235	1120	1235	1865	1865	1865	1865
S	L	SB	LB	CSB	RSB	GSB	BSB



## Medium basin mixer

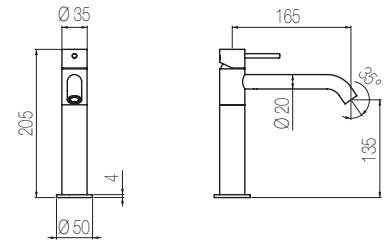


Single lever medium basin mixer without pop-up waste and drain

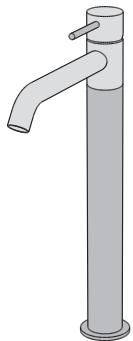
Code	Finishing	Price
<b>ZER2</b>	<b>S</b> Brushed Stainless Steel	\$ <b>1160</b>



1160	1275	1160	1275	1925	1925	1925	1925
S	L	SB	LB	CSB	RSB	GSB	BSB



## High basin mixer

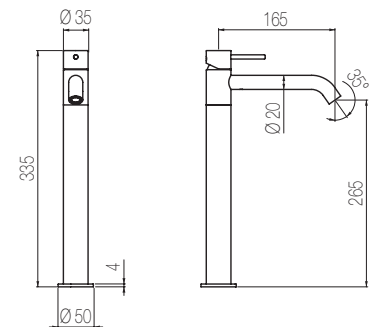


Single lever high basin mixer without pop-up waste and drain


Code	Finishing	Price
<b>ZER3</b>	<b>S</b> Brushed Stainless Steel	\$ <b>1310</b>



1310	1440	1310	1440	2175	2175	2175	2175
S	L	SB	LB	CSB	RSB	GSB	BSB

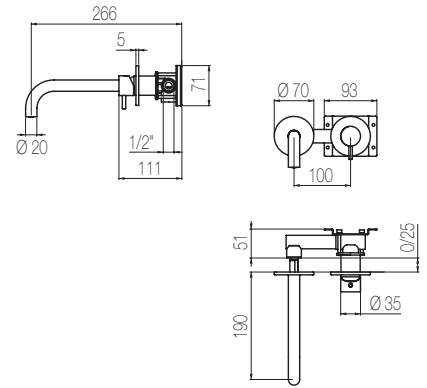


# ZERO



## Wall-mounted basin mixer

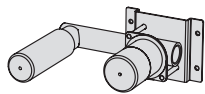
External part 2-hole built-in basin mixer with L=190 curved spout without pop-up waste and drain



Code	Finishing	Price
<b>ZRN18</b>	<b>S</b> Brushed Stainless Steel	\$ <b>845</b>



845	930	845	930	1395	1395	1395	1395
<b>S</b>	<b>L</b>	<b>SB</b>	<b>LB</b>	<b>CSB</b>	<b>RSB</b>	<b>GSB</b>	<b>BSB</b>



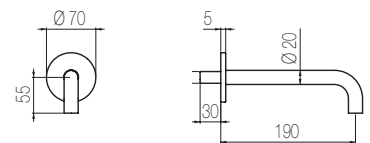
## Built-in part

Code	Finishing	Price
<b>INZ18</b>	<b>S</b> Brushed Stainless Steel	\$ <b>895</b>

895	985	985	985	985	985
<b>S</b>	<b>L</b>	<b>CS</b>	<b>RS</b>	<b>GS</b>	<b>BS</b>

## Wall-mounted spout

Curved wall-mounted basin spout L=190 mm




Code	Finishing	Price
<b>CHC19</b>	<b>S</b> Brushed Stainless Steel	\$ <b>695</b>



695	780	1175	1175	1175	1175
<b>S</b>	<b>L</b>	<b>CS</b>	<b>RS</b>	<b>GS</b>	<b>BS</b>

# ZERO




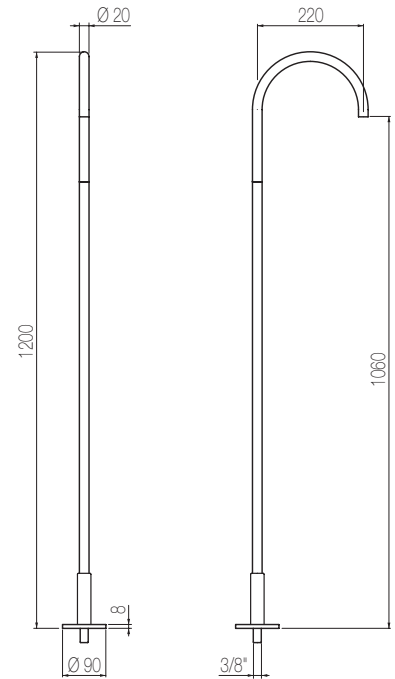
## Free-standing basin spout

Floor-standing swivel basin spout

Code	Finishing	Price
<b>CHP50</b>	<b>S</b> Brushed Stainless Steel	\$ <b>2120</b>



2120	2335	3525	3525	3525	3525
<b>S</b>	<b>L</b>	<b>CS</b>	<b>RS</b>	<b>GS</b>	<b>BS</b>



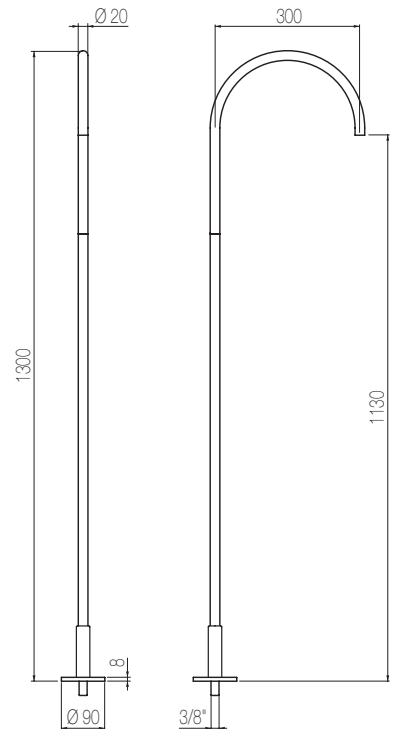
## Free-standing basin spout

Big floor-standing swivel basin spout

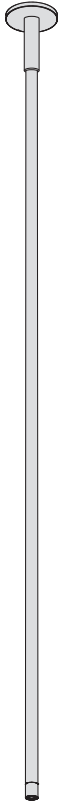
Code	Finishing	Price
<b>CHP51</b>	<b>S</b> Brushed Stainless Steel	\$ <b>2375</b>



2375	2615	3945	3945	3945	3945
<b>S</b>	<b>L</b>	<b>CS</b>	<b>RS</b>	<b>GS</b>	<b>BS</b>



# ZERO



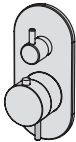
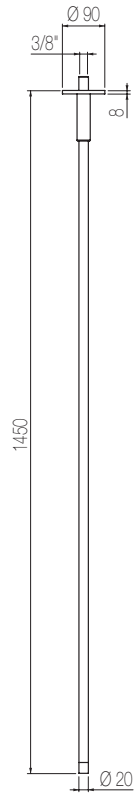
## Ceiling-mounted basin spout

Ceiling-mounted basin spout

Code	Finishing	Price
<b>CHS1</b>	<b>S</b> Brushed Stainless Steel	\$ <b>1980</b>



1980	2175	3290	3290	3290	3290
<b>S</b>	<b>L</b>	<b>CS</b>	<b>RS</b>	<b>GS</b>	<b>BS</b>



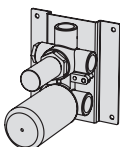
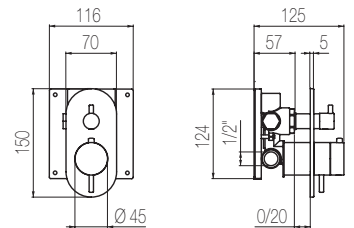
## Thermostatic shower mixer with integrated 2-way diverter

External part for built-in thermostatic shower mixer with integrated 2-ways diverter

Code	Finishing	Price
<b>ZRN52</b>	<b>S</b> Brushed Stainless Steel	\$ <b>1260</b>



1260	1385	1260	1385	2090	2090	2090	2090
<b>S</b>	<b>L</b>	<b>SB</b>	<b>LB</b>	<b>CSB</b>	<b>RSB</b>	<b>GSB</b>	<b>BSB</b>



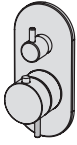
## Built-in part

Code	Finishing	Price
<b>INZ2</b>	<b>S</b> Brushed Stainless Steel	\$ <b>1320</b>

1320	1450	1450	1450	1450	1450
<b>S</b>	<b>L</b>	<b>CS</b>	<b>RS</b>	<b>GS</b>	<b>BS</b>

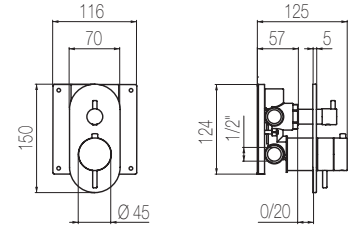
# ZERO

## Thermostatic shower mixer with integrated 3-way diverter

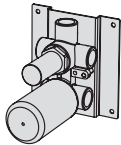


External part for built-in thermostatic shower mixer with integrated 3-ways diverter

Code	Finishing	Price
<b>ZRN53</b>	<b>S</b> Brushed Stainless Steel	\$ <b>1260</b>



1260	1385	1260	1385	2090	2090	2090	2090
<b>S</b>	<b>L</b>	<b>SB</b>	<b>LB</b>	<b>CSB</b>	<b>RSB</b>	<b>GSB</b>	<b>BSB</b>

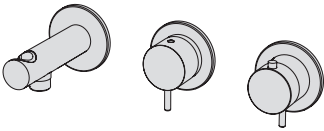


### Built-in part

Code	Finishing	Price
<b>INZ3</b>	<b>S</b> Brushed Stainless Steel	\$ <b>1380</b>

1380	1520	1520	1520	1520	1520
<b>S</b>	<b>L</b>	<b>CS</b>	<b>RS</b>	<b>GS</b>	<b>BS</b>

## Horizontal thermostatic shower set with 3-ways diverter



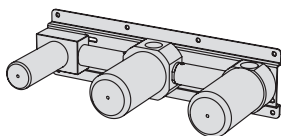
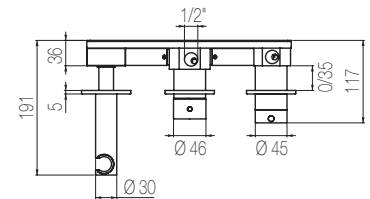
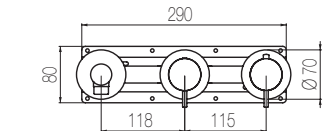
External part for thermostatic shower mixer with integrated 3-ways diverter and water connection with hand shower holder, for horizontal installation

To be completed with hand shower and flexible hose of your choice. See pg. 189

Code	Finishing	Price
<b>TKD87</b>	<b>S</b> Brushed Stainless Steel	\$ <b>1775</b>



1775	1955	1775	1955	2950	2950	2950	2950
<b>S</b>	<b>L</b>	<b>SB</b>	<b>LB</b>	<b>CSB</b>	<b>RSB</b>	<b>GSB</b>	<b>BSB</b>

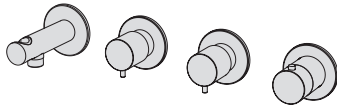


### Built-in part

Code	Finishing	Price
<b>INN20</b>	<b>S</b> Brushed Stainless Steel	\$ <b>2465</b>

2465	2715	2715	2715	2715	2715
<b>S</b>	<b>L</b>	<b>CS</b>	<b>RS</b>	<b>GS</b>	<b>BS</b>

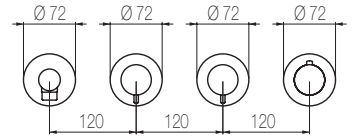
# ZERO



To be completed with hand shower and flexible hose of your choice. See pg. 189

## High flow rate horizontal thermostatic set

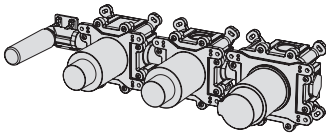
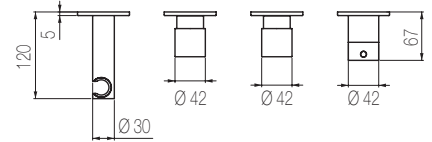
External part for wall-mounted horizontal shower group made of thermostatic mixer, 2-ways manifold, stop valve, water connection with holder, with 3/4" connections



Code	Finishing	Price
<b>TKN51</b>	<b>S</b> Brushed Stainless Steel	\$ <b>2555</b>



2555	2900	2555	2900	4235	4235	4235	4235
<b>S</b>	<b>L</b>	<b>SB</b>	<b>LB</b>	<b>CSB</b>	<b>RSB</b>	<b>GSB</b>	<b>BSB</b>



### Built-in part

Code	Finishing	Price
<b>INN51</b>	<b>S</b> Brushed Stainless Steel	\$ <b>3270</b>

3270	3600	3600	3600	3600	3600
<b>S</b>	<b>L</b>	<b>CS</b>	<b>RS</b>	<b>GS</b>	<b>BS</b>

## Thermostatic mixer with 2 manifolds

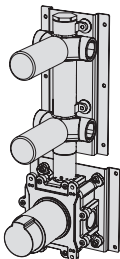
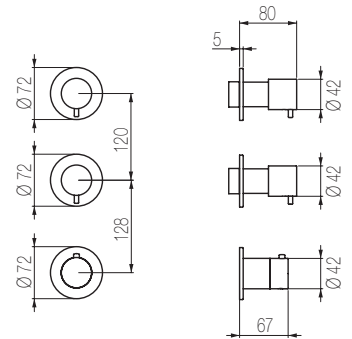
External part for thermostatic built-in mixer with 2-ways manifold - 3/4" connections.  
For both vertical and horizontal installation



Code	Finishing	Price
<b>TKN55</b>	<b>S</b> Brushed Stainless Steel	\$ <b>1690</b>



1690	1860	1690	1860	2795	2795	2795	2795
<b>S</b>	<b>L</b>	<b>SB</b>	<b>LB</b>	<b>CSB</b>	<b>RSB</b>	<b>GSB</b>	<b>BSB</b>



### Built-in part

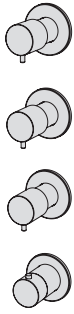
Code	Finishing	Price
<b>INN55</b>	<b>S</b> Brushed Stainless Steel	\$ <b>2670</b>

2670	2935	2935	2935	2935	2935
<b>S</b>	<b>L</b>	<b>CS</b>	<b>RS</b>	<b>GS</b>	<b>BS</b>

# ZERO

## Thermostatic mixer with 3 manifolds

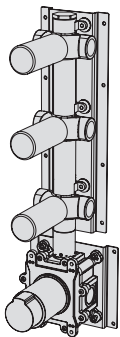
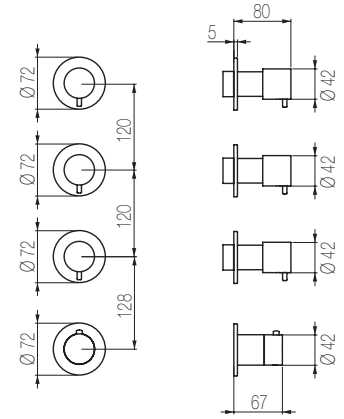
External part for thermostatic built-in mixer with 3-ways manifold - 3/4" connections.  
For both vertical and horizontal installation



Code	Finishing	Price
<b>TKN56</b>	<b>S</b> Brushed Stainless Steel	\$ <b>2155</b>



2155	2375	2155	2375	3580	3580	3580	3580
<b>S</b>	<b>L</b>	<b>SB</b>	<b>LB</b>	<b>CSB</b>	<b>RSB</b>	<b>GSB</b>	<b>BSB</b>



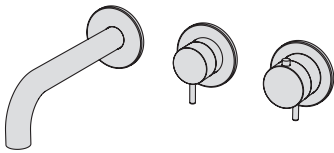
### Built-in part

Code	Finishing	Price
<b>INN56</b>	<b>S</b> Brushed Stainless Steel	\$ <b>3310</b>

3310	3645	3645	3645	3645	3645
<b>S</b>	<b>L</b>	<b>CS</b>	<b>RS</b>	<b>GS</b>	<b>BS</b>

## Horizontal thermostatic bath set with 2-ways diverter

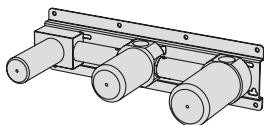
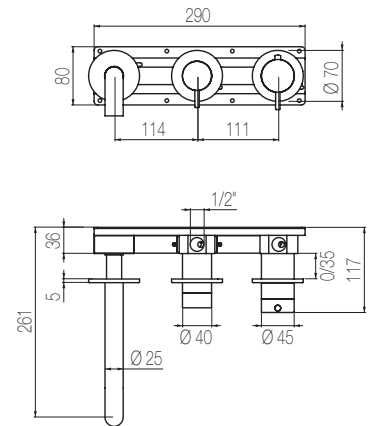
External part for thermostatic bath mixer with integrated 2-ways diverter and L=190 mm fixed spout, for horizontal installation



Code	Finishing	Price
<b>TKV84</b>	<b>S</b> Brushed Stainless Steel	\$ <b>2120</b>



2120	2335	2120	2335	3525	3525	3525	3525
<b>S</b>	<b>L</b>	<b>SB</b>	<b>LB</b>	<b>CSB</b>	<b>RSB</b>	<b>GSB</b>	<b>BSB</b>



### Built-in part

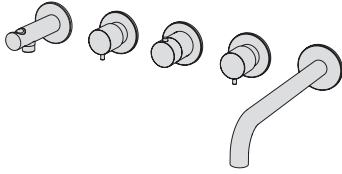
Code	Finishing	Price
<b>INN17</b>	<b>S</b> Brushed Stainless Steel	\$ <b>2240</b>

2240	2465	2465	2465	2465	2465
<b>S</b>	<b>L</b>	<b>CS</b>	<b>RS</b>	<b>GS</b>	<b>BS</b>



# ZERO

## High flow rate horizontal bath set



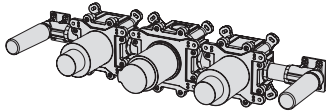
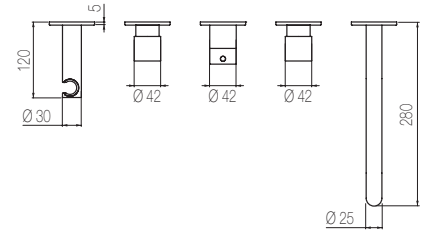
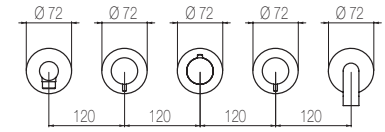
To be completed with hand shower and flexible hose of your choice. See pg. 189

External part for wall-mounted horizontal bath group made of thermostatic mixer, fixed spout, 2 stop valves, and water connection with fixed shower holder, with 3/4" connections

Code	Finishing	Price
<b>TKN52</b>	<b>S</b> Brushed Stainless Steel	\$ <b>2965</b>



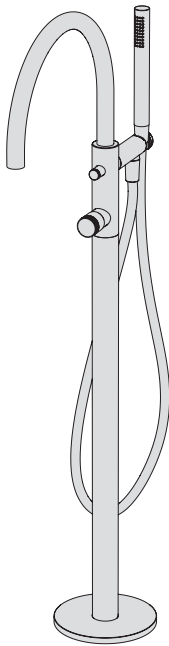
2965	3260	2965	3260	4920	4920	4920	4920
<b>S</b>	<b>L</b>	<b>SB</b>	<b>LB</b>	<b>CSB</b>	<b>RSB</b>	<b>GSB</b>	<b>BSB</b>



### Built-in part

Code	Finishing	Price
<b>INN52</b>	<b>S</b> Brushed Stainless Steel	\$ <b>2965</b>

2965	3260	3260	3260	3260	3260
<b>S</b>	<b>L</b>	<b>CS</b>	<b>RS</b>	<b>GS</b>	<b>BS</b>



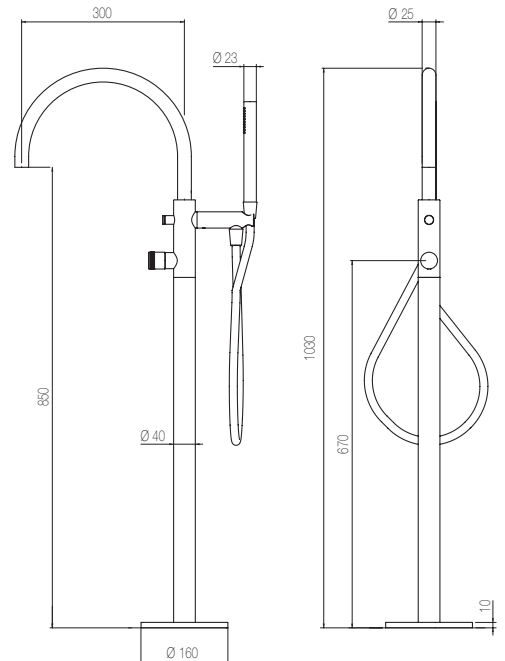
## Free-standing bath mixer

External part for free-standing bath group Ø40 with bridge-shaped spout and hand shower

Code	Finishing	Price
<b>PVN3</b>	<b>S</b> Brushed Stainless Steel	\$ <b>7900</b>

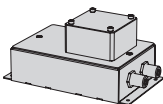


7900	8690	7900	8690	12995	12995	12995	12995
<b>S</b>	<b>L</b>	<b>SB</b>	<b>LB</b>	<b>CSB</b>	<b>RSB</b>	<b>GSB</b>	<b>BSB</b>

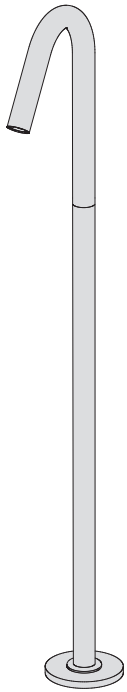


### Built-in part

Code	Finishing	Price
<b>INV3</b>		\$ <b>520</b>



# ZERO

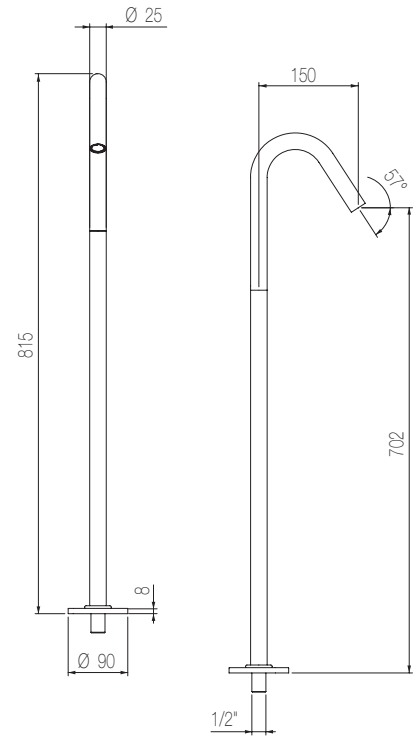


## Floor-mounted bath spout

Floor-mounted bath spout

Code	Finishing	Price
<b>CHV1</b>	<b>S</b> Brushed Stainless Steel	\$ <b>2790</b>

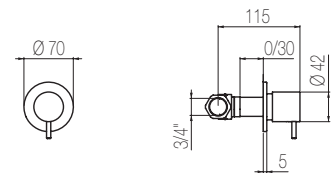
2790	3065	4625	4625	4625	4625
<b>S</b>	<b>L</b>	<b>CS</b>	<b>RS</b>	<b>GS</b>	<b>BS</b>



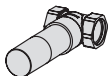
## Stop valve

External part for wall-mounted stop valve - 3/4" connection

Code	Finishing	Price
<b>TKI50</b>	<b>S</b> Brushed Stainless Steel	\$ <b>535</b>



535	590	535	590	885	885	885	885
<b>S</b>	<b>L</b>	<b>SB</b>	<b>LB</b>	<b>CSB</b>	<b>RSB</b>	<b>GSB</b>	<b>BSB</b>



## Built-in part

Code	Finishing	Price
<b>INC50</b>		\$ <b>515</b>

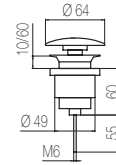
# POP-UP DRAINS



## Pop-up drain with overflow

Universal click-clack drain

Code	Finishing	Price
<b>DRA1</b>	<b>1</b> Chrome	\$ <b>190</b>



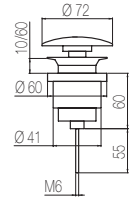
190	250	310	275	290	305
<b>1</b>	<b>8</b>	<b>AO</b> <b>CL</b> <b>RL</b> <b>GL</b>	<b>BK</b> <b>CW</b>	<b>MG</b> <b>MC</b> <b>CH</b> <b>CF</b> <b>GT</b> <b>GM</b> <b>GG</b> <b>GB</b>	<b>OB</b> <b>DB</b> <b>CO</b>



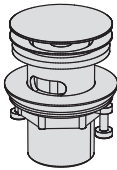
## Pop-up drain without overflow

Universal free drain

Code	Finishing	Price
<b>DRA5</b>	<b>1</b> Chrome	\$ <b>160</b>



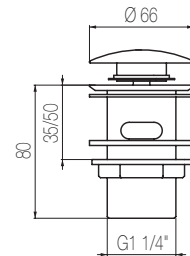
160	210	265	235	245	255
<b>1</b>	<b>8</b>	<b>AO</b> <b>CL</b> <b>RL</b> <b>GL</b>	<b>BK</b> <b>CW</b>	<b>MG</b> <b>MC</b> <b>CH</b> <b>CF</b> <b>GT</b> <b>GM</b> <b>GG</b> <b>GB</b>	<b>OB</b> <b>DB</b> <b>CO</b>



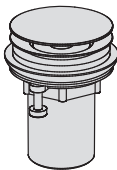
## Pop-up drain with overflow

Universal click-clack drain H25-60

Code	Finishing	Price
<b>SCA1</b>	<b>S</b> Brushed Stainless Steel	\$ <b>295</b>



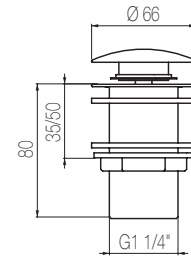
295	325	485	485	485	485
<b>S</b>	<b>L</b>	<b>CS</b>	<b>RS</b>	<b>GS</b>	<b>BS</b>



## Pop-up drain without overflow

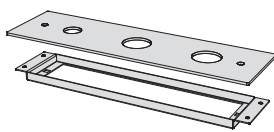
Universal click-clack drain H 0-60

Code	Finishing	Price
<b>SCA50</b>	<b>S</b> Brushed Stainless Steel	\$ <b>295</b>



295	325	485	485	485	485
<b>S</b>	<b>L</b>	<b>CS</b>	<b>RS</b>	<b>GS</b>	<b>BS</b>

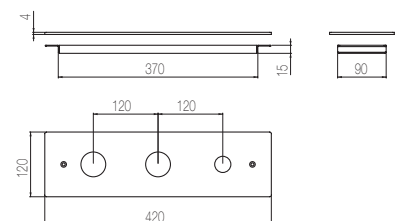
# BATH GROUP ROUGH-INS



## 3-hole plate for bath group

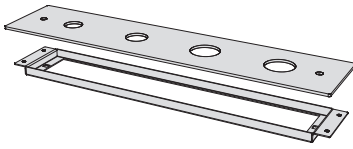
3-hole plate for inspectable bath group with frame

Code	Finishing	Price
<b>VT3G</b>	<b>1</b> Polished Stainless Steel	\$ <b>765</b>



765	690	1270	1100	1150	1225
<b>L</b>	<b>S</b>	<b>CL</b> <b>RL</b> <b>GL</b>	<b>BK</b> <b>CW</b>	<b>MG</b> <b>MC</b> <b>CH</b> <b>CF</b> <b>GT</b> <b>GM</b> <b>GG</b> <b>GB</b>	<b>OB</b> <b>DB</b> <b>CO</b>

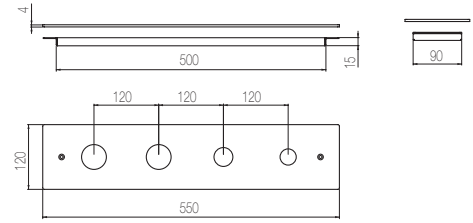
# BATH GROUP ROUGH-INS



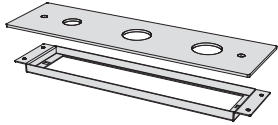
## 4-hole plate for bath group

4-hole plate for inspectable bath group with frame

Code	Finishing	Price
<b>VT4G</b>	1 Polished Stainless Steel	\$ 990



990	895	1635	1435	1490	1585												
1	8	CL	RL	GL	BK	CW	MG	MC	CH	CF	GT	GM	GG	GB	OB	DB	CO

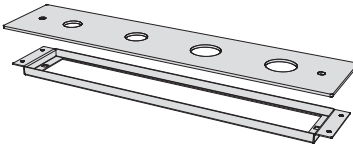
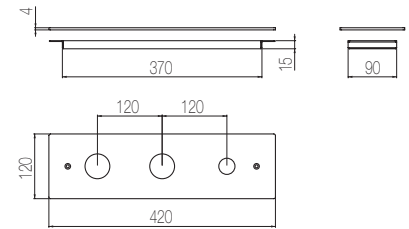


## 3-hole plate for bath group

3-hole plate for inspectable bath group with frame. Mandatory if the built-in box for bath group is purchased

Code	Finishing	Price
<b>VT3</b>	S Brushed Stainless Steel	\$ 470

470	520	780	780	780	780
S	L	CS	RS	GS	BS

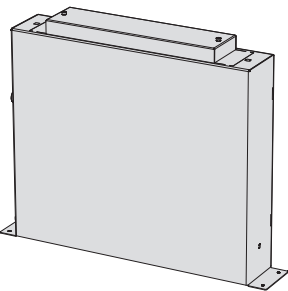
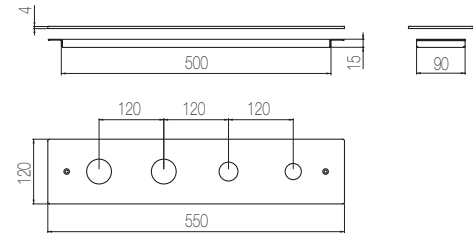


## 4-hole plate for bath group

4-hole plate for inspectable bath group with frame. Mandatory if the built-in box for bath group is purchased

Code	Finishing	Price
<b>VT4</b>	S Brushed Stainless Steel	\$ 665

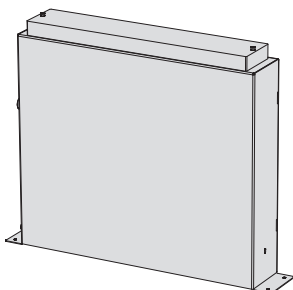
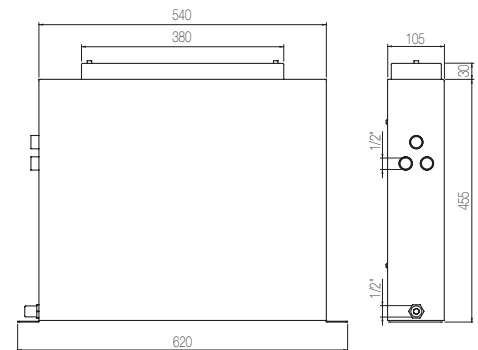
665	730	1105	1105	1105	1105
S	L	CS	RS	GS	BS



## Built-in box for bath group

Built-in box for 3 hole bath groups with drain connection

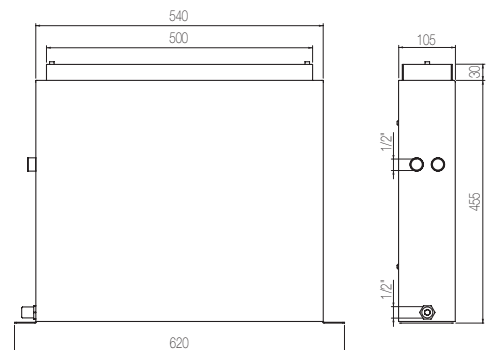
Code	Finishing	Price
<b>VC3G</b>		\$ 1640



## Built-in box for bath group

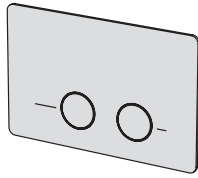
Built-in box for 4 hole bath groups with drain connection

Code	Finishing	Price
<b>VC4G</b>		\$ 1670

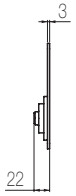
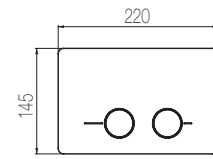


# FLUSH PLATES

## WC flush plate



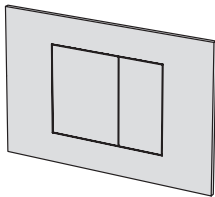
Flush plate for dual flush system.  
Compatible with Tece



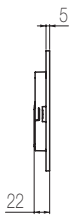
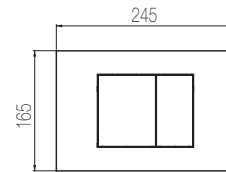
Code	Finishing	Price
<b>SINO</b>	<b>S</b> Brushed Stainless Steel	\$ <b>1865</b>

1865	2055	3090	3090	3090	3090
<b>S</b>	<b>L</b>	<b>CS</b>	<b>RS</b>	<b>GS</b>	<b>BS</b>

## WC flush plate



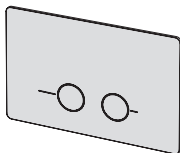
Flush plate for dual flush system.  
Compatible with Geberit mod. Sigma and with Tece



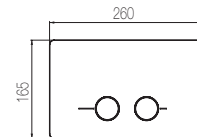
Code	Finishing	Price
<b>SQUARE S</b>	<b>S</b> Brushed Stainless Steel	\$ <b>1865</b>

1865	2055	3090	3090	3090	3090
<b>S</b>	<b>L</b>	<b>CS</b>	<b>RS</b>	<b>GS</b>	<b>BS</b>

## WC flush plate



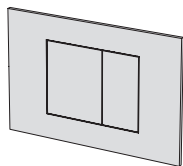
Wc plate for dual flush system.  
Compatible with Geberit mod. Sigma 8



Code	Finishing	Price
<b>PWT1</b>	<b>1</b> Polished Stainless Steel	\$ <b>1175</b>

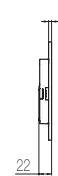
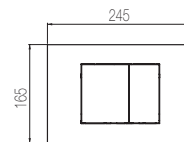
1175	1525	1935	1700	1760	1875
<b>1</b>	<b>8</b>	<b>AO</b> <b>CL</b> <b>RL</b> <b>GL</b> <b>BK</b> <b>CW</b>	<b>MG</b> <b>MC</b> <b>CH</b> <b>CF</b> <b>GT</b> <b>GM</b> <b>GG</b> <b>GB</b>	<b>OB</b> <b>DB</b> <b>CO</b>	

# FLUSH PLATES



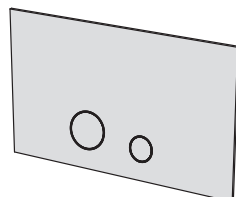
## WC flush plate

Wc plate for dual flush system.  
Compatible with Geberit Sigma 8 and Tece



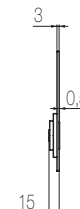
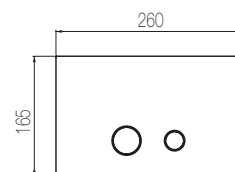
Code	Finishing	Price
<b>GSN1</b>	<b>1</b> Polished Stainless Steel	\$ <b>1600</b>

1600	2080	2640	2320	2400	2560
<b>1</b>	<b>8</b>	<b>AO</b> <b>CL</b> <b>RL</b> <b>GL</b>	<b>BK</b> <b>CW</b>	<b>MG</b> <b>MC</b> <b>CH</b> <b>CF</b> <b>GT</b> <b>GM</b> <b>GG</b> <b>GB</b>	<b>OB</b> <b>DB</b> <b>CO</b>



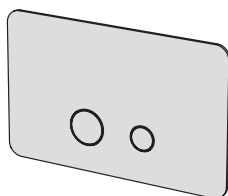
## WC flush plate

Flush plate for dual flush system.  
Compatible with Geberit mod. Sigma



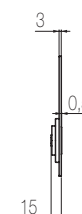
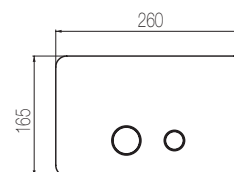
Code	Finishing	Price
<b>OCHO</b>	<b>S</b> Brushed Stainless Steel	\$ <b>1865</b>

1865	2055	3090	3090	3090	3090
<b>S</b>	<b>L</b>	<b>CS</b>	<b>RS</b>	<b>GS</b>	<b>BS</b>



## WC flush plate

Flush plate for dual flush system.  
Compatible with Geberit mod. Sigma



Code	Finishing	Price
<b>TEKA</b>	<b>S</b> Brushed Stainless Steel	\$ <b>1865</b>

1865	2055	3090	3090	3090	3090
<b>S</b>	<b>L</b>	<b>CS</b>	<b>RS</b>	<b>GS</b>	<b>BS</b>

---

# Wellness

The well-being of the mind is a journey in which we're searching our inner selves. Our Wellness systems are born to make you discover a daily ritual of rebirth through the power of water. Shower columns, shower heads, waterfall spouts, ceiling shower plates with shower functions, nebulizers, waterfalls and chromotherapy. High quality products, Made in Italy.



WELLNESS

---

# Wellness

True luxury today is making wellbeing a daily choice, a path of the body and soul towards balance and harmony. Radomonte Wellness Collections in stainless steel, to recreate the wonderful rituals of a SPA even within the walls of your home.

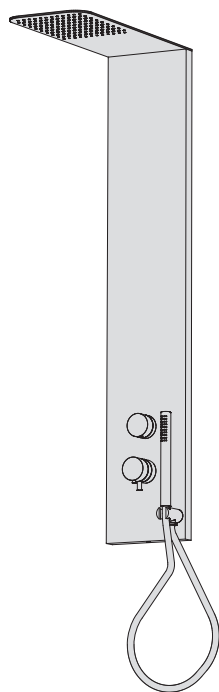


WELLNESS





# WELLNESS



## Motò thermostatic column

Multifunction stainless steel shower column for external installation with frame for an easy and fast installation. Complete of thermostatic mixer, 2-way diverter, shower head, cm. 150 flexible hose and hand shower.

Code	Finishing	Price
<b>COL3</b>	<b>1</b> Chrome	<b>\$ 4695</b>

4695	6120	6820
<b>1</b>	<b>8</b>	<b>BK</b>

### Maximum free flow

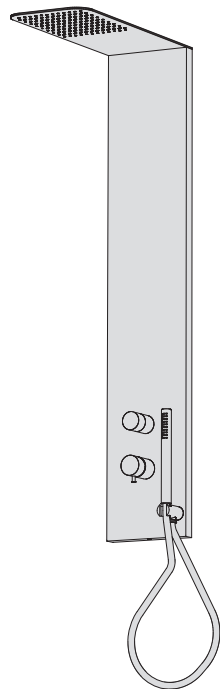
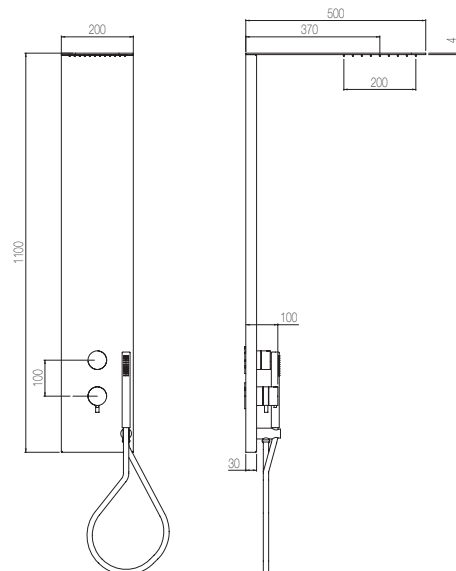
BAR	1	2	3
-----	---	---	---

### Showerhead

m	4,3	6,5	8,2
---	-----	-----	-----

### Max flow rate at 3 bar (free way out)

Way out	m	26,0
---------	---	------



## Motò manual column

Multifunction stainless steel shower column for external installation with frame for an easy and fast installation. Complete of manual mixer, 2-way diverter, shower head, cm. 150 flexible hose and hand shower.

Code	Finishing	Price
<b>COL2</b>	<b>1</b> Chrome	<b>\$3650</b>

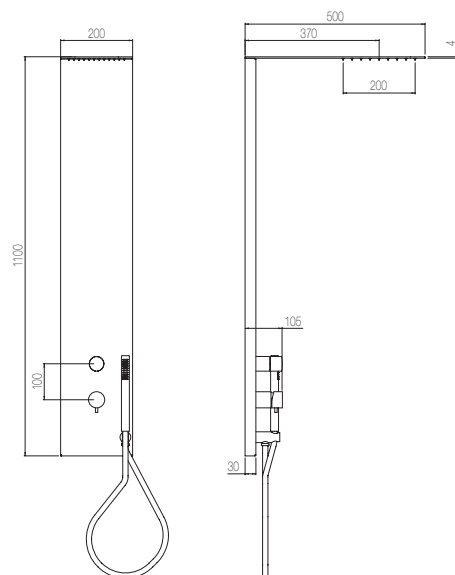
3650	4750	5295
<b>1</b>	<b>8</b>	<b>BK</b>

### Maximum free flow

BAR	1	2	3
-----	---	---	---

### Showerhead

m	4,3	6,5	8,2
---	-----	-----	-----



# WELLNESS

## Yoki thermostatic column

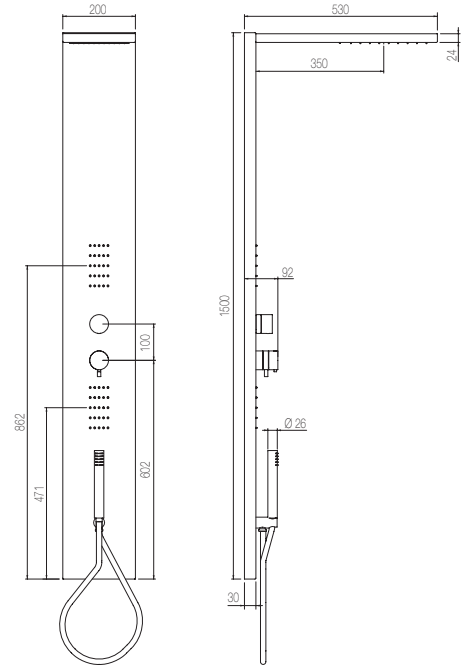
Multifunction stainless steel shower column for external installation with frame for an easy and fast installation. Complete of thermostatic mixer, 3-way diverter, bodyjets, shower head, cm. 150 flexible hose and hand shower.

Code	Finishing	Price
<b>COL5</b>	<b>1</b> Chrome	\$ <b>7075</b>

7075	9200	10260
<b>1</b>	<b>8</b>	<b>BK</b>

### Maximum free flow

BAR	1	2	3
<b>Showerhead</b>			
m	4,3	6,5	8,2
<b>Bodyjet</b>			
m	2,0	2,5	4,0



## Yoki manual column

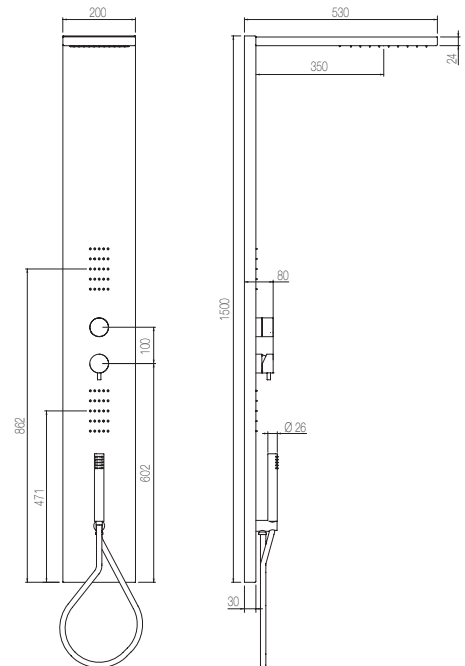
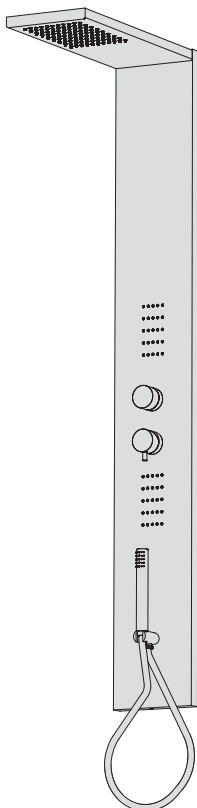
Multifunction stainless steel shower column for external installation with frame for an easy and fast installation. Complete of manual mixer, 3-way diverter, bodyjets, shower head, cm. 150 flexible hose and hand shower.

Code	Finishing	Price
<b>COL4</b>	<b>1</b> Chrome	\$ <b>6475</b>

6475	8420	9390
<b>1</b>	<b>8</b>	<b>BK</b>

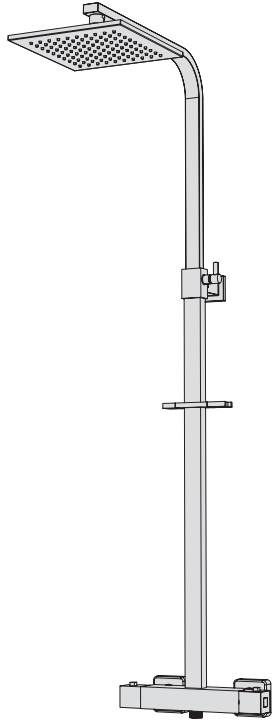
### Maximum free flow

BAR	1	2	3
<b>Showerhead</b>			
m	4,3	6,5	8,2
<b>Bodyjet</b>			
m	2,0	2,5	4,0



# WELLNESS

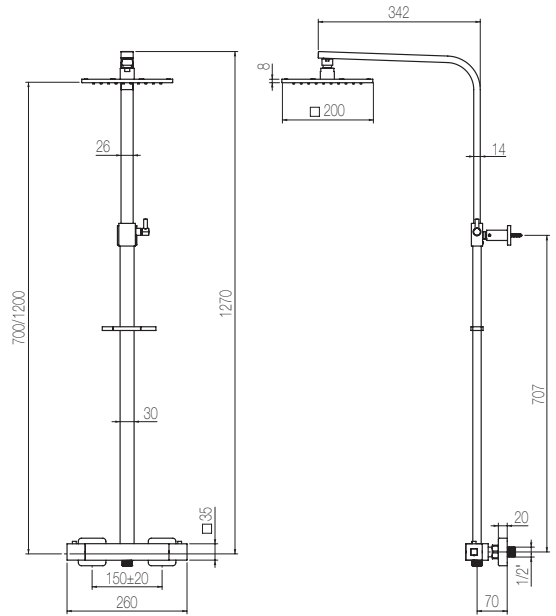
## Square thermostatic column



Shower column complete of external thermostatic mixer with integrated diverter, telescopic sliding bar, 200x200 stainless steel shower head. Flexible hose and hand shower sold separately.

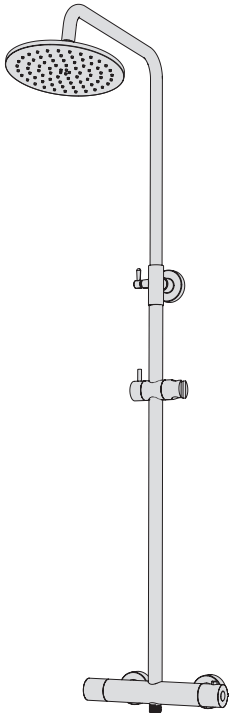
Code	Finishing	Price
<b>CLN18</b>	<b>1</b> Chrome	\$ <b>2545</b>

2545  
1



For hand shower and flexible hose. See pg 185

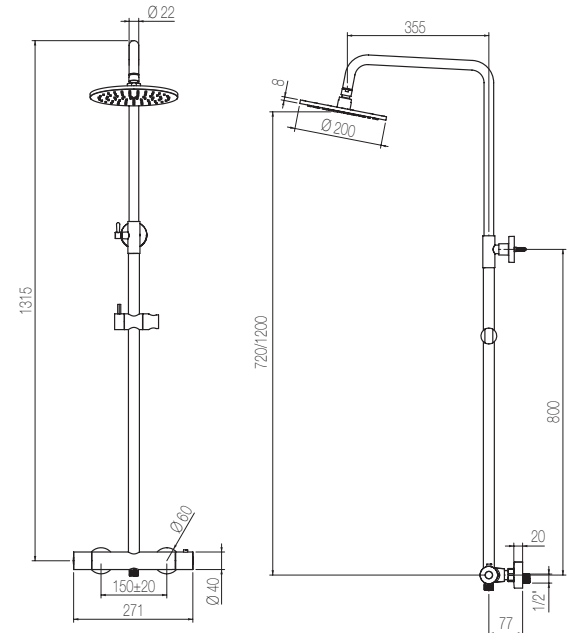
## Round thermostatic column



Shower column complete of external thermostatic mixer with integrated diverter, telescopic sliding bar, 200mm stainless steel shower head. Flexible hose and hand shower sold separately.

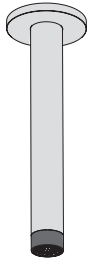
Code	Finishing	Price
<b>CLN25</b>	<b>1</b> Chrome	\$ <b>1815</b>

1815 | 3945 | 4145  
1 | BK | CW | MG | MC | CH | CF | GT | GM | GG | GB



For hand shower and flexible hose. See pg 185

# WELLNESS



## Bud shower heads

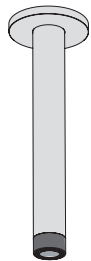
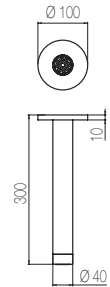
Bud ceiling-mounted shower head with rain shower effect

Code	Finishing	Price
<b>SSN1G</b>	<b>1</b> Chrome	\$ <b>1555</b>

1555	1415	2310	2050	2100	2240
1	8	AO CL RL GL	BK CW	MG MC CH CF GT GM GG GB	OB DB CO

Code	Finishing	Price
<b>SSN1</b>	<b>S</b> Brushed steel	\$ <b>1450</b>

1450	1595	2395
S	L	CS RS GS BS



## Bud shower heads

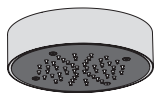
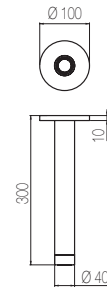
Bud ceiling-mounted shower head with laminar splash-free aerator

Code	Finishing	Price
<b>SSN2G</b>	<b>1</b> Chrome	\$ <b>1555</b>

1555	1415	2310	2050	2100	2240
1	8	AO CL RL GL	BK CW	MG MC CH CF GT GM GG GB	OB DB CO

Code	Finishing	Price
<b>SSN2</b>	<b>S</b> Brushed steel	\$ <b>1450</b>

1450	1595	2395
S	L	CS RS GS BS



## Fluxe ceiling plates

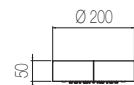
Ceiling-mounted Ø200 mm shower plate with rain shower function. Matt black plate, customizable finishing of the outer frame.

Code	Finishing	Price
<b>SSN3G</b>	<b>1</b> Pol. s.steel - black	\$ <b>3760</b>

3760	3415	5585	4905	5075	5410
1	8	AO CL RL GL	BK CW	MG MC CH CF GT GM GG GB	OB DB CO

Code	Finishing	Price
<b>SSN3</b>	<b>S</b> Brushed steel	\$ <b>3520</b>

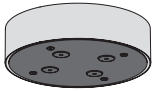
3520	3870	5840
NS	NL	NCS NRS NGS NBS



### Maximum free flow

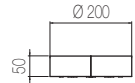
BAR	1	2	3
<b>Showerhead</b>			
l/min	4.8	8.4	10.6

# WELLNESS



## Fluxe ceiling plates

Ceiling-mounted Ø200 mm shower plate with nebulizer function. Matt black plate, customizable finishing of the outer frame.



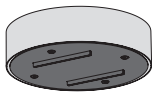
Code	Finishing	Price
<b>SSN4G</b>	L Pol. s.steel - black	\$ 5130

5130	4665	7620	6700	6930	7395
1	8	AO CL RL GL BK CW	MG MC CH CF GT GM GG GB	OB DB CO	

Code	Finishing	Price
<b>SSN4</b>	S Brushed steel	\$ 4830

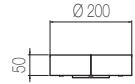
4830	5315	8020
NS	NL	NCS NRS NGS NBS

Maximum free flow			
BAR	1	2	3
Nebulizer			
l/min	1.0	3.2	4.7



## Fluxe ceiling plates

Ceiling-mounted Ø200 mm shower plate with waterfall function. Matt black plate, customizable finishing of the outer frame.



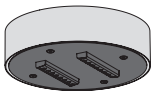
Code	Finishing	Price
<b>SSN5G</b>	L Pol. s.steel - black	\$ 4130

4130	3760	6405	5395	5580	5950
1	8	AO CL RL GL BK CW	MG MC CH CF GT GM GG GB	OB DB CO	

Code	Finishing	Price
<b>SSN5</b>	S Brushed steel	\$ 3880

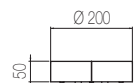
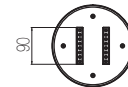
3880	4270	6445
NS	NL	NCS NRS NGS NBS

Maximum free flow			
BAR	1	2	3
Waterfall			
l/min	10.9	14.4	17.5



## Fluxe ceiling plates

Ceiling-mounted Ø200 mm shower plate with tropical waterfall function. Matt black plate, customizable finishing of the outer frame.



Code	Finishing	Price
<b>SSN6G</b>	L Pol. s.steel - black	\$ 5050

5050	4585	7505	6595	6820	7280
1	8	AO CL RL GL BK CW	MG MC CH CF GT GM GG GB	OB DB CO	

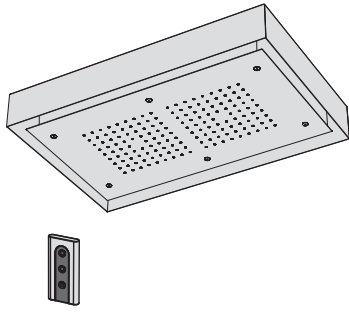
Code	Finishing	Price
<b>SSN6</b>	S Brushed steel	\$ 4760

4760	5235	7895
NS	NL	NCS NRS NGS NBS

Maximum free flow			
BAR	1	2	3
Waterfall			
l/min	3.9	11	14.3

# WELLNESS

## Ceiling plates with perimeter chromotherapy



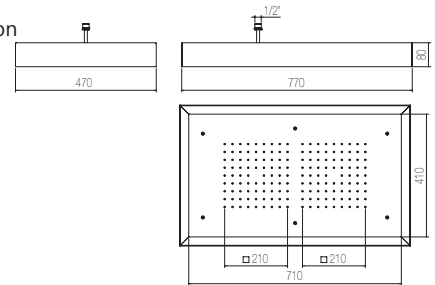
Stainless steel ceiling plate 770x470 mm with rain shower function with perimetral chromotherapy with touch remote control

Code	Finishing	Price
<b>PIA24G</b>	<b>1</b> Chrome	\$ <b>13360</b>

13360	12025
<b>1</b>	<b>8</b>

Code	Finishing	Price
<b>PIA24</b>	<b>S</b> Brushed steel	\$ <b>12455</b>

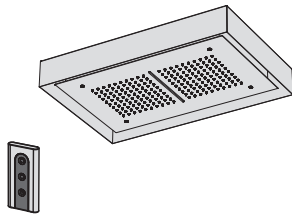
12455	13700	20675	20675	20675	20675
<b>S</b>	<b>L</b>	<b>CS</b>	<b>RS</b>	<b>GS</b>	<b>BS</b>



### Maximum free flow / Maximum free flow

BAR	<b>1</b>	<b>2</b>	<b>3</b>
Showerhead			
l/min	11,0	16,0	20,0

## Ceiling plates with perimeter chromotherapy



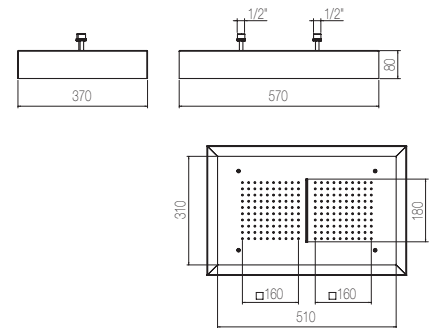
Stainless steel ceiling plate 570x370 mm with one waterfall and rain shower function with perimetral chromotherapy with touch remote control

Code	Finishing	Price
<b>PIA25G</b>	<b>1</b> Chrome	\$ <b>12730</b>

12730	11455
<b>1</b>	<b>8</b>

Code	Finishing	Price
<b>PIA25</b>	<b>S</b> Brushed steel	\$ <b>11870</b>

11870	13055	19700	19700	19700	19700
<b>S</b>	<b>L</b>	<b>CS</b>	<b>RS</b>	<b>GS</b>	<b>BS</b>



### Maximum free flow / Maximum free flow

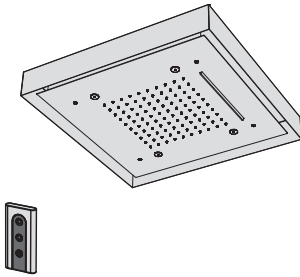
BAR	<b>1</b>	<b>2</b>	<b>3</b>
Showerhead			
l/min	11,0	16,0	20,0
Waterfall			
l/min	11,0	16,5	21,0

**ATTENTION / ATTENTION:**  
combine with at least  
a 2-way diverter

# WELLNESS

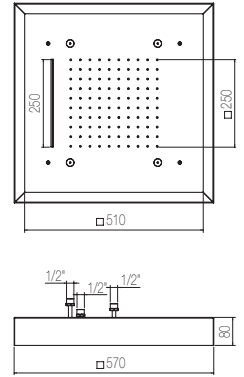
## Ceiling plates with perimeter chromotherapy

Stainless steel ceiling plate 570x570 mm with one waterfall and rain shower function with perimetral chromotherapy with touch remote control



Code	Finishing	Price
<b>PIA27G</b>	<b>1</b> Chrome	\$ <b>14315</b>

14315	12890
<b>1</b>	<b>8</b>



**ATTENTION / ATTENTION:**  
combine with at least  
a 2-way diverter

Code	Finishing	Price
<b>PIA27</b>	<b>S</b> Brushed steel	\$ <b>13350</b>

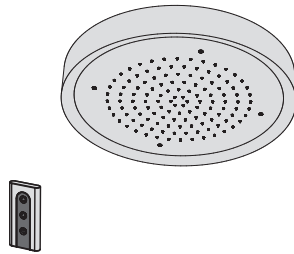
13350	14685	22165	22165	22165	22165
<b>S</b>	<b>L</b>	<b>CS</b>	<b>RS</b>	<b>GS</b>	<b>BS</b>

### Maximum free flow / Maximum free flow

BAR	1	2	3
<b>Showerhead</b>			
l/min	11,0	16,0	20,0
<b>Waterfall</b>			
l/min	11,0	16,5	21,0
<b>Nebulizer</b>			
l/min	1,6	2,0	2,5

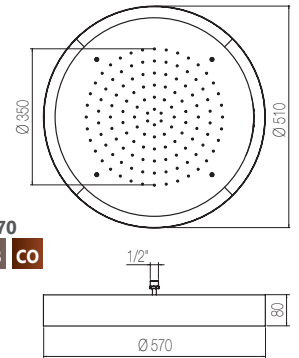
## Ceiling plates with perimeter chromotherapy

Stainless steel ceiling plate Ø570 mm with rain shower function with perimetral chromotherapy with touch remote control



Code	Finishing	Price
<b>PIA31G</b>	<b>1</b> Chrome	\$ <b>12410</b>

12410	11170	18430	16195	16755	17870													
<b>1</b>	<b>8</b>	<b>AO</b>	<b>CL</b>	<b>RL</b>	<b>GL</b>	<b>BK</b>	<b>CW</b>	<b>MG</b>	<b>MC</b>	<b>CH</b>	<b>CF</b>	<b>GT</b>	<b>GM</b>	<b>GG</b>	<b>GB</b>	<b>OB</b>	<b>DB</b>	<b>CO</b>



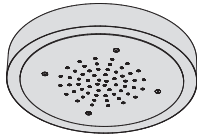
Code	Finishing	Price
<b>PIA31</b>	<b>S</b> Brushed steel	\$ <b>11560</b>

11560	12715	19185	19185	19185	19185
<b>S</b>	<b>L</b>	<b>CS</b>	<b>RS</b>	<b>GS</b>	<b>BS</b>

### Maximum free flow / Maximum free flow

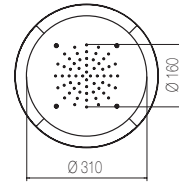
BAR	1	2	3
<b>Showerhead</b>			
l/min	11,0	16,0	20,0

# WELLNESS



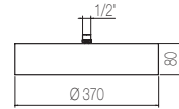
## Ceiling plates with perimeter chromotherapy

Stainless steel ceiling plate Ø370 mm with rain shower function with perimetral chromotherapy with touch remote control



Code	Finishing	Price
<b>PIA32G</b>	<b>1</b> Chrome	\$ <b>10180</b>

10180	9165	15120	13285	13745	14660
<b>1</b>	<b>8</b>	<b>AO</b> <b>CL</b> <b>RL</b> <b>GL</b>	<b>BK</b> <b>CW</b>	<b>MG</b> <b>MC</b> <b>CH</b> <b>CF</b> <b>GT</b> <b>GM</b> <b>GG</b> <b>GB</b>	<b>OB</b> <b>DB</b> <b>CO</b>



Code	Finishing	Price
<b>PIA32</b>	<b>S</b> Acciaio spazz. / Brushed steel	\$ <b>9490</b>

9490	10435	15750	15750	15750	15750
<b>S</b>	<b>L</b>	<b>CS</b>	<b>RS</b>	<b>GS</b>	<b>BS</b>

### Maximum free flow / Maximum free flow

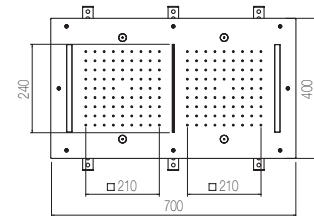

BAR	1	2	3
Showerhead	11,0	16,0	20,0

### Showerhead

l/min	11,0	16,0	20,0
-------	------	------	------

## Ceiling plates with chromotherapy

Stainless steel ceiling shower plate 700x400 mm with one waterfall, rain shower, nebulizers and chromotherapy with touch remote control



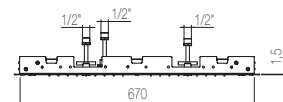
Code	Finishing	Price
<b>PIA22G</b>	<b>1</b> Chrome	\$ <b>10495</b>

10495	9445	15585	13695	14170	15115
<b>1</b>	<b>8</b>	<b>AO</b> <b>CL</b> <b>RL</b> <b>GL</b>	<b>BK</b> <b>CW</b>	<b>MG</b> <b>MC</b> <b>CH</b> <b>CF</b> <b>GT</b> <b>GM</b> <b>GG</b> <b>GB</b>	<b>OB</b> <b>DB</b> <b>CO</b>



Code	Finishing	Price
<b>PIA22</b>	<b>S</b> Acciaio spazz. / Brushed steel	\$ <b>9495</b>

9495	10455	15780	15780	15780	15780
<b>S</b>	<b>L</b>	<b>CS</b>	<b>RS</b>	<b>GS</b>	<b>BS</b>



### Maximum free flow / Maximum free flow

BAR	1	2	3
Showerhead	11,0	16,0	20,0
Waterfall	11,0	16,5	21,0
Nebulizer	1,6	2,0	2,5

### Showerhead

l/min	11,0	16,0	20,0
-------	------	------	------

### Waterfall

l/min	11,0	16,5	21,0
-------	------	------	------

### Nebulizer

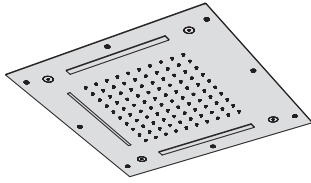
l/min	1,6	2,0	2,5
-------	-----	-----	-----



# WELLNESS

## Ceiling plates with chromotherapy

Stainless steel ceiling shower plate 500x500 mm with one waterfall, rain shower, nebulizers and chromotherapy with touch remote control



**ATTENTION / ATTENTION:**  
combine with at least  
a 2-way diverter

Code	Finishing	Price
<b>PIA21G</b>	<b>1</b> Chrome	\$ <b>9575</b>

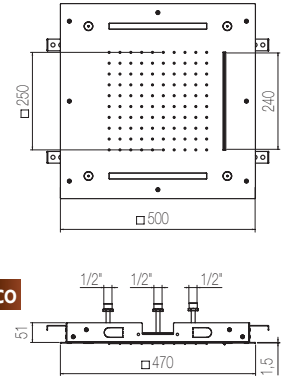
9575	8165	14220	12500	12930	13790
<b>1</b>	<b>8</b>	<b>AO</b> <b>CL</b> <b>RL</b> <b>GL</b> <b>BK</b> <b>CW</b>	<b>MG</b> <b>MC</b> <b>CH</b> <b>CF</b> <b>GT</b> <b>GM</b> <b>GG</b> <b>GB</b>	<b>OB</b> <b>DB</b> <b>CO</b>	

Code	Finishing	Price
<b>PIA21</b>	<b>S</b> Brushed steel	\$ <b>8455</b>

8455	9300	13995	13995	13995	13995
<b>S</b>	<b>L</b>	<b>CS</b>	<b>RS</b>	<b>GS</b>	<b>BS</b>

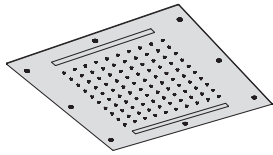
Maximum free flow / Maximum free flow

BAR	1	2	3
<b>Showerhead</b>			
l/min	11,0	16,0	20,0
<b>Waterfall</b>			
l/min	11,0	16,5	21,0
<b>Nebulizer</b>			
l/min	1,6	2,0	2,5



## Ceiling plates with chromotherapy

Stainless steel ceiling shower plate 430x430 mm with chromotherapy with touch remote control



**ATTENTION / ATTENTION:**  
combine with at least  
a 2-way diverter

Code	Finishing	Price
<b>PIA20G</b>	<b>1</b> Chrome	\$ <b>7635</b>

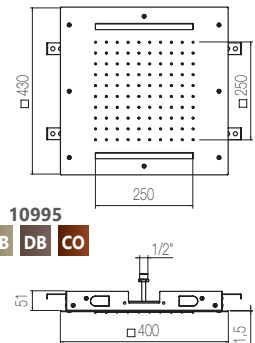
7635	6875	11340	9965	10310	10995
<b>1</b>	<b>8</b>	<b>AO</b> <b>CL</b> <b>RL</b> <b>GL</b> <b>BK</b> <b>CW</b>	<b>MG</b> <b>MC</b> <b>CH</b> <b>CF</b> <b>GT</b> <b>GM</b> <b>GG</b> <b>GB</b>	<b>OB</b> <b>DB</b> <b>CO</b>	

Code	Finishing	Price
<b>PIA20</b>	<b>S</b> Brushed steel	\$ <b>7125</b>

7125	7840	11825	11825	11825	11825
<b>S</b>	<b>L</b>	<b>CS</b>	<b>RS</b>	<b>GS</b>	<b>BS</b>

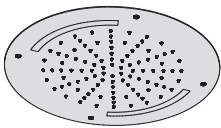
Maximum free flow / Maximum free flow

BAR	1	2	3
<b>Showerhead</b>			
l/min	11,0	16,0	20,0



## Ceiling plates with chromotherapy

Stainless steel ceiling shower plate Ø420 mm with rain shower function and chromotherapy with touch remote control



**ATTENTION / ATTENTION:**  
combine with at least  
a 2-way diverter

Code	Finishing	Price
<b>PIA19G</b>	<b>1</b> Chrome	\$ <b>8130</b>

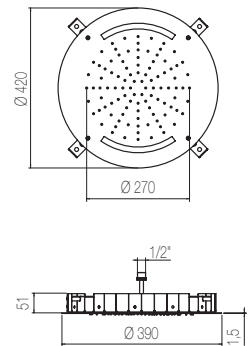
8130	7315	12070	10610	10975	11705
<b>1</b>	<b>8</b>	<b>AO</b> <b>CL</b> <b>RL</b> <b>GL</b> <b>BK</b> <b>CW</b>	<b>MG</b> <b>MC</b> <b>CH</b> <b>CF</b> <b>GT</b> <b>GM</b> <b>GG</b> <b>GB</b>	<b>OB</b> <b>DB</b> <b>CO</b>	

Code	Finishing	Price
<b>PIA19</b>	<b>S</b> Acciaio spazz. / Brushed steel	\$ <b>7590</b>

7590	8350	12600	12600	12600	12600
<b>S</b>	<b>L</b>	<b>CS</b>	<b>RS</b>	<b>GS</b>	<b>BS</b>

Maximum free flow / Maximum free flow

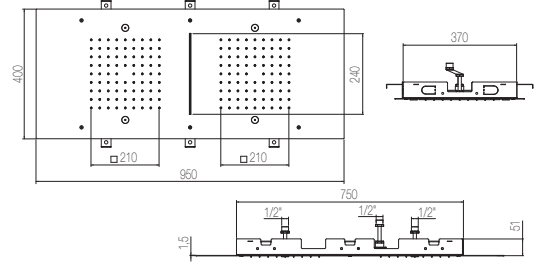

BAR	1	2	3
<b>Showerhead</b>			
l/min	11,0	16,0	20,0



# WELLNESS

## Rectangular ceiling plates

Stainless steel ceiling shower plate 950x400 mm with one waterfall, rain shower and nebulizers



Code	Finishing	Price
<b>PIA17G</b>	<b>1</b> Chrome	\$ <b>8275</b>

8275	7445	12285	10795	11170	11915
<b>1</b>	<b>8</b>	<b>AO</b> <b>CL</b> <b>RL</b> <b>GL</b>	<b>BK</b> <b>CW</b>	<b>MG</b> <b>MC</b> <b>CH</b> <b>CF</b> <b>GT</b> <b>GM</b> <b>GG</b> <b>GB</b>	<b>OB</b> <b>DB</b> <b>CO</b>

**ATTENTION / ATTENTION:**  
combine with at least  
a 3-way diverter

Code	Finishing	Price
<b>PIA17</b>	<b>S</b> Brushed steel	\$ <b>7710</b>

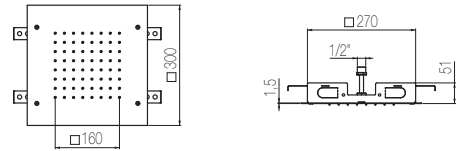
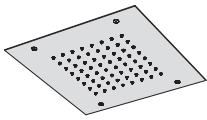
7710	8485	12800	12800	12800	12800
<b>S</b>	<b>L</b>	<b>CS</b>	<b>RS</b>	<b>GS</b>	<b>BS</b>

Maximum free flow/ Maximum free flow

BAR	1	2	3
<b>Showerhead</b>			
l/min	11,0	16,0	20,0
<b>Waterfall</b>			
l/min	11,0	16,5	21,0
<b>Nebulizer</b>			
l/min	1,6	2,0	2,5

## Squared ceiling plates

Stainless steel ceiling shower plate 300x300 mm with rainshower function



Code	Finishing	Price
<b>PIA12G</b>	<b>1</b> Chrome	\$ <b>3180</b>

3180	2865	4725	4150	4295	4580
<b>1</b>	<b>8</b>	<b>AO</b> <b>CL</b> <b>RL</b> <b>GL</b>	<b>BK</b> <b>CW</b>	<b>MG</b> <b>MC</b> <b>CH</b> <b>CF</b> <b>GT</b> <b>GM</b> <b>GG</b> <b>GB</b>	<b>OB</b> <b>DB</b> <b>CO</b>

Code	Finishing	Price
<b>PIA12</b>	<b>S</b> Brushed steel	\$ <b>2965</b>

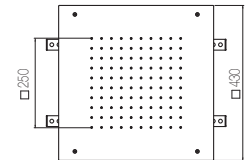
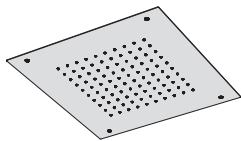
2965	3265	4925	4925	4925	4925
<b>S</b>	<b>L</b>	<b>CS</b>	<b>RS</b>	<b>GS</b>	<b>BS</b>

Maximum free flow / Maximum free flow

BAR	1	2	3
<b>Showerhead</b>			
l/min	11,0	16,0	20,0

## Squared ceiling plates

Stainless steel ceiling shower plate 430x430 mm with rain shower function



Code	Finishing	Price
<b>PIA1G</b>	<b>1</b> Chrome	\$ <b>3660</b>

3660	3295	5435	4775	4945	5275
<b>1</b>	<b>8</b>	<b>AO</b> <b>CL</b> <b>RL</b> <b>GL</b>	<b>BK</b> <b>CW</b>	<b>MG</b> <b>MC</b> <b>CH</b> <b>CF</b> <b>GT</b> <b>GM</b> <b>GG</b> <b>GB</b>	<b>OB</b> <b>DB</b> <b>CO</b>


Code	Finishing	Price
<b>PIA1</b>	<b>S</b> Brushed steel	\$ <b>3415</b>

3415	3755	5670	5670	5670	5670
<b>S</b>	<b>L</b>	<b>CS</b>	<b>RS</b>	<b>GS</b>	<b>BS</b>

Maximum free flow/ Maximum free flow

BAR	1	2	3
<b>Showerhead</b>			
l/min	11,0	16,0	20,0

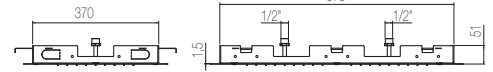
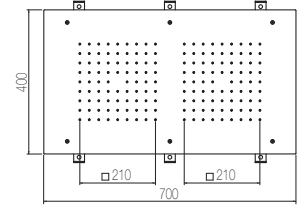
# WELLNESS



## Rectangular ceiling plates

Stainless steel ceiling shower plate 700x400 mm with rain shower function

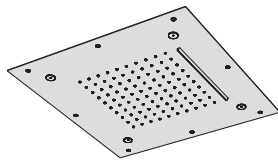
Code	Finishing	Price
<b>PIA5G</b>	<b>1</b> Chrome	\$ <b>4030</b>
4030   3630   5990   5260   5445   5805	<b>1</b>   <b>8</b>   <b>AO</b>   <b>CL</b>   <b>RL</b>   <b>GL</b>   <b>BK</b>   <b>CW</b>   <b>MG</b>   <b>MC</b>   <b>CH</b>   <b>CF</b>   <b>GT</b>   <b>GM</b>   <b>GG</b>   <b>GB</b>   <b>OB</b>   <b>DB</b>   <b>CO</b>	



Code	Finishing	Price
<b>PIA5</b>	<b>S</b> Brushed steel	\$ <b>3625</b>
3625   3985   6015   6015   6015   6015	<b>S</b>   <b>L</b>   <b>CS</b>   <b>RS</b>   <b>GS</b>   <b>BS</b>	

### Maximum free flow / Maximum free flow

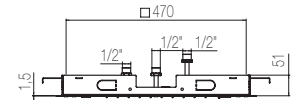
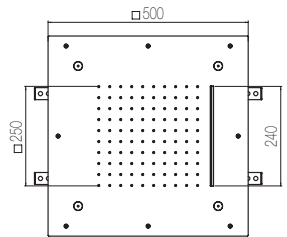
BAR	1	2	3
<b>Showerhead</b>			
l/min	11,0	16,0	20,0



## Squared ceiling plates

Stainless steel ceiling shower plate 500x500 mm with one waterfall, rain shower and nebulizers

Code	Finishing	Price
<b>PIA15G</b>	<b>1</b> Chrome	\$ <b>4930</b>
4930   4440   7325   6440   6600   7100	<b>1</b>   <b>8</b>   <b>AO</b>   <b>CL</b>   <b>RL</b>   <b>GL</b>   <b>BK</b>   <b>CW</b>   <b>MG</b>   <b>MC</b>   <b>CH</b>   <b>CF</b>   <b>GT</b>   <b>GM</b>   <b>GG</b>   <b>GB</b>   <b>OB</b>   <b>DB</b>   <b>CO</b>	



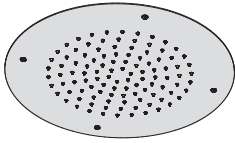
**ATTENTION / ATTENTION:**  
combine with at least  
a 3-way diverter

Code	Finishing	Price
<b>PIA15</b>	<b>S</b> Brushed steel	\$ <b>4605</b>
4605   5070   7645   7645   7645   7645	<b>S</b>   <b>L</b>   <b>CS</b>   <b>RS</b>   <b>GS</b>   <b>BS</b>	

### Maximum free flow / Maximum free flow

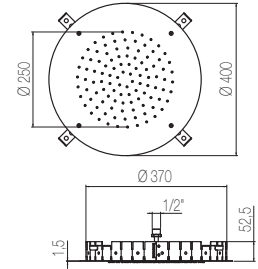
BAR	1	2	3
<b>Showerhead</b>			
l/min	11,0	16,0	20,0
<b>Waterfall</b>			
l/min	11,0	16,5	21,0
<b>Nebulizer</b>			
l/min	1,6	2,0	2,5

# WELLNESS



## Round ceiling plates

Stainless steel ceiling shower plate Ø400 mm with rain shower function



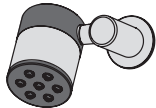
Code	Finishing	Price
<b>PIA9G</b>	<b>1</b> Chrome	\$ <b>4445</b>

4445 | 4000 | 6600 | 5800 | 6000 | 6400  
**1** | **8** | **AO** **CL** **RL** **GL** **BK** **CW** **MG** **MC** **CH** **CF** **GT** **GM** **GG** **GB** **OB** **DB** **CO**

Code	Finishing	Price
<b>PIA9</b>	<b>S</b> Brushed steel	\$ <b>3175</b>

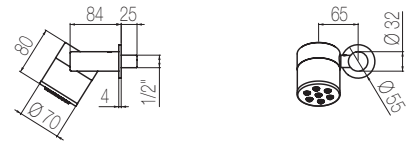
3175 | 3490 | 5270 | 5270 | 5270 | 5270  
**S** | **L** | **CS** | **RS** | **GS** | **BS**

Maximum free flow/ Maximum free flow	BAR	1	2	3
<b>Showerhead</b>				
l/min		11,0	16,0	20,0



## Shower Head

Ø700 mm shower head with 7 soft-flow nozzles and swivel shower arm



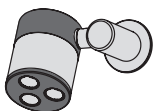
Code	Finishing	Price
<b>SWN3G</b>	<b>1</b> Chrome	\$ <b>2095</b>

2095 | 1920 | 3125 | 2785 | 2845 | 3035  
**1** | **8** | **AO** **CL** **RL** **GL** **BK** **CW** **MG** **MC** **CH** **CF** **GT** **GM** **GG** **GB** **OB** **DB** **CO**

Code	Finishing	Price
<b>SWN3</b>	<b>S</b> Brushed steel	\$ <b>1965</b>

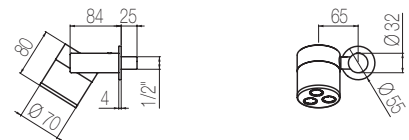
1965 | 2175 | 3265 | 3265 | 3265 | 3265  
**S** | **L** | **CS** | **RS** | **GS** | **BS**

Maximum free flow/ Maximum free flow	BAR	3
<b>Showerhead</b>		
l/min		14



## Shower Head

Ø700 mm shower head with 3 aerators with rain function and swivel shower arm



Code	Finishing	Price
<b>SWN4</b>	<b>S</b> Brushed steel	\$ <b>1965</b>

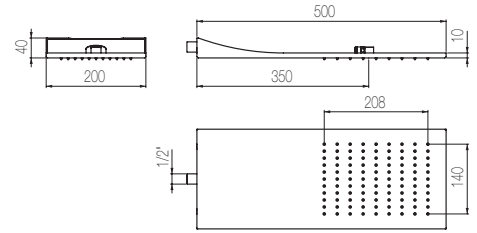
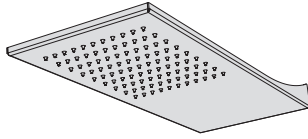
1965 | 2175 | 3265 | 3265 | 3265 | 3265  
**S** | **L** | **CS** | **RS** | **GS** | **BS**

Maximum free flow at 3 Bar	l/min	16
----------------------------	-------	----

# WELLNESS

## Wall shower heads

Triangular wall shower head



Code	Finishing	Price
<b>SOF61G</b>	<b>1</b> Chrome	\$ <b>2200</b>

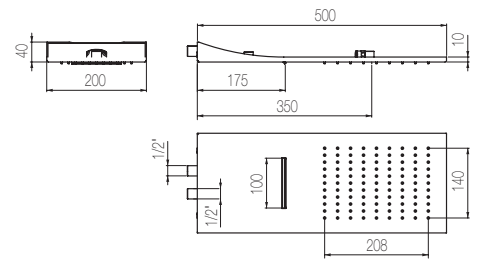
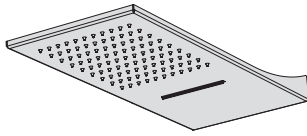
2200	1995	3270	2900	2975	3170
<b>1</b>	<b>8</b>	<b>AO</b> <b>CL</b> <b>RL</b> <b>GL</b> <b>BK</b> <b>CW</b>	<b>MG</b> <b>MC</b> <b>CH</b> <b>CF</b> <b>GT</b> <b>GM</b> <b>GG</b> <b>GB</b>	<b>OB</b> <b>DB</b> <b>CO</b>	

Code	Finishing	Price
<b>SOF61</b>	<b>S</b> Brushed steel	\$ <b>2070</b>

2070	2275	3435	3435	3435	3435
<b>S</b>	<b>L</b>	<b>CS</b>	<b>RS</b>	<b>GS</b>	<b>BS</b>

## Wall shower heads

Rectangular wall shower head with waterfall



Code	Finishing	Price
<b>SOF62G</b>	<b>1</b> Chrome	\$ <b>3225</b>

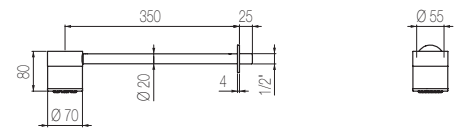

3225	2935	4790	4250	4355	2645
<b>1</b>	<b>8</b>	<b>AO</b> <b>CL</b> <b>RL</b> <b>GL</b> <b>BK</b> <b>CW</b>	<b>MG</b> <b>MC</b> <b>CH</b> <b>CF</b> <b>GT</b> <b>GM</b> <b>GG</b> <b>GB</b>	<b>OB</b> <b>DB</b> <b>CO</b>	

Code	Finishing	Price
<b>SOF62</b>	<b>S</b> Brushed steel	\$ <b>3055</b>

3055	3360	5070	5070	5070	5070
<b>S</b>	<b>L</b>	<b>CS</b>	<b>RS</b>	<b>GS</b>	<b>BS</b>

## Gem shower heads

Ø70 shower head with 7 soft-flow nozzles and wall-mounted shower arm



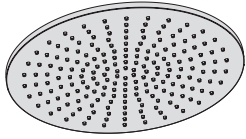
Code	Finishing	Price
<b>SWN1G</b>	<b>1</b> Chrome	\$ <b>1935</b>

1935	1760	2870	2550	2615	2785
<b>1</b>	<b>8</b>	<b>AO</b> <b>CL</b> <b>RL</b> <b>GL</b> <b>BK</b> <b>CW</b>	<b>MG</b> <b>MC</b> <b>CH</b> <b>CF</b> <b>GT</b> <b>GM</b> <b>GG</b> <b>GB</b>	<b>OB</b> <b>DB</b> <b>CO</b>	

Code	Finishing	Price
<b>SOF1</b>	<b>S</b> Brushed steel	\$ <b>1795</b>

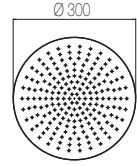
1795	1985	2975	2975	2975	2975
<b>S</b>	<b>L</b>	<b>CS</b>	<b>RS</b>	<b>GS</b>	<b>BS</b>

# WELLNESS



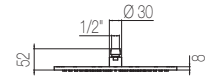
## Varo shower heads

Inspectionable shower head Ø300 mm thickness 8 mm



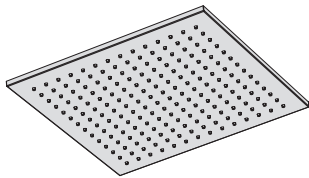
Code	Finishing	Price
<b>SFT30</b>	<b>1</b> Chrome	\$ <b>855</b>

855	1100	1410	1235	1280	1365												
<b>1</b>	<b>8</b>	<b>CL</b>	<b>RL</b>	<b>GL</b>	<b>BK</b>	<b>CW</b>	<b>MG</b>	<b>MC</b>	<b>CH</b>	<b>CF</b>	<b>GT</b>	<b>GM</b>	<b>GG</b>	<b>GB</b>	<b>OB</b>	<b>DB</b>	<b>CO</b>



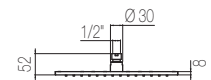
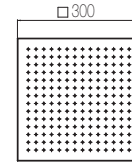
Code	Finishing	Price			
<b>SOF2</b>	<b>S</b> Brushed steel	\$ <b>995</b>			
995	1095	1650	1650	1650	1650
<b>S</b>	<b>L</b>	<b>CS</b>	<b>RS</b>	<b>GS</b>	<b>BS</b>

	Maximum free flow/ Maximum free flow		
BAR	1	2	3
<b>Showerhead</b>			
l/min	11,0	17,0	22,0



## Mido shower heads

Mido 300x300mm brass shower head, thickness 8mm

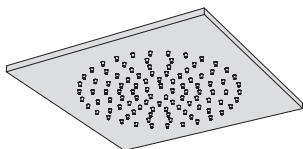


Code	Finishing	Price
<b>SFQ30</b>	<b>1</b> Chrome	\$ <b>1065</b>

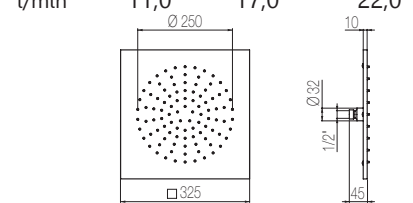
1065	1385	1760	1555	1600	1705												
<b>1</b>	<b>8</b>	<b>CL</b>	<b>RL</b>	<b>GL</b>	<b>BK</b>	<b>CW</b>	<b>MG</b>	<b>MC</b>	<b>CH</b>	<b>CF</b>	<b>GT</b>	<b>GM</b>	<b>GG</b>	<b>GB</b>	<b>OB</b>	<b>DB</b>	<b>CO</b>

	Maximum free flow/ Maximum free flow		
BAR	1	2	3

<b>Showerhead</b>			
l/min	11,0	17,0	22,0

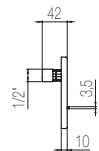
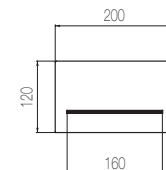
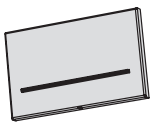


Code	Finishing	Price			
<b>SOF4</b>	<b>S</b> Brushed steel	\$ <b>1120</b>			
1120	1235	1865	1865	1865	1865
<b>S</b>	<b>L</b>	<b>CS</b>	<b>RS</b>	<b>GS</b>	<b>BS</b>



## Waterfall spouts

Waterfall spout for external installation



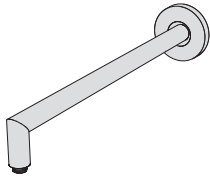
Code	Finishing	Price
<b>CAS10G</b>	<b>1</b> Chrome	\$ <b>2400</b>

2400	2160	3565	3135	3240	3385													
<b>1</b>	<b>8</b>	<b>AO</b>	<b>CL</b>	<b>RL</b>	<b>GL</b>	<b>BK</b>	<b>CW</b>	<b>MG</b>	<b>MC</b>	<b>CH</b>	<b>CF</b>	<b>GT</b>	<b>GM</b>	<b>GG</b>	<b>GB</b>	<b>OB</b>	<b>DB</b>	<b>CO</b>

Code	Finishing	Price			
<b>CAS10</b>	<b>S</b> Brushed steel	\$ <b>2245</b>			
2245	2465	3725	3725	3725	3725
<b>S</b>	<b>L</b>	<b>CS</b>	<b>RS</b>	<b>GS</b>	<b>BS</b>

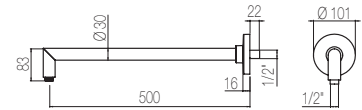
	Maximum free flow/ Maximum free flow		
BAR	1	2	3
<b>Waterfall</b>			
l/min	4.6	8.3	10.8

# WELLNESS



## Shower arms

Wall-mounted reinforced round shower arm



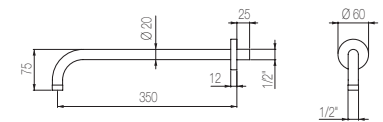
Code	Finishing	Price
<b>ARM5_50</b>	<b>1</b> Chrome	\$ <b>1055</b>

1055	1370	1530	1580						1685				
1	8	BK CW	MG	MC	CH	CF	GT	GM	GG	GB	OB	DB	CO



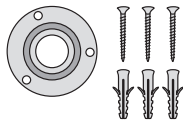
## Shower arms

Wall-mounted shower arm



Code	Finishing	Price
<b>SOF2</b>	<b>S</b> Brushed steel	\$ <b>995</b>

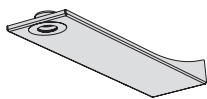
995	1095	1650	1650	1650	1650
S	L	CS	RS	GS	BS



## Shower arms

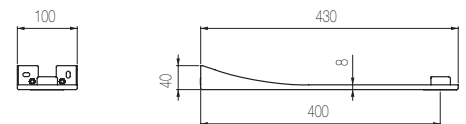
Reinforce kit for round shower arms. Required for all shower heads > or = 300mm

Code	Finishing	Price
<b>RIN1</b>		\$ <b>50</b>



## Shower arms

Wall-mounted reinforced flat shower arm



Code	Finishing	Price
<b>BRA3G</b>	<b>1</b> Chrome	\$ <b>1295</b>

1295	1175	1920				1700		1750						1865				
1	8	AO	CL	RL	GL	BK	CW	MG	MC	CH	CF	GT	GM	GG	GB	OB	DB	CO

Code	Finishing	Price
<b>BRA3</b>	<b>S</b> Brushed steel	\$ <b>1225</b>

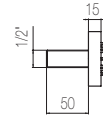
1225	1350	2030	2030	2030	2030
S	L	CS	RS	GS	BS

# WELLNESS - GEDA



## Bodyjet

Round fixed bodyjet made of brass



Code	Finishing	Price
<b>BJM3</b>	1 Chrome	\$ 470

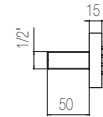
	Maximum free flow/ Maximum free flow		
BAR	1	2	3
l/min	1,0	2,5	4,0

470	615	780	685	710	755
1	8	CL RL GL	BK CW	MG MC CH CF GT GM GG GB	OB DB CO



## Bodyjet

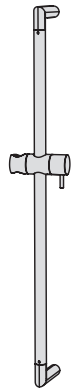
Squared fixed bodyjet made of brass



Code	Finishing	Price
<b>BJM4</b>	1 Chrome	\$ 580

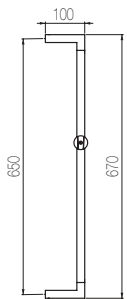
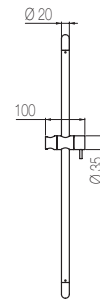
	Maximum free flow/ Maximum free flow		
BAR	1	2	3
l/min	1,0	2,5	4,0

580	750	955	840	870	925
1	8	CL RL GL	BK CW	MG MC CH CF GT GM GG GB	OB DB CO



## Shower bar

Kolor shower bar



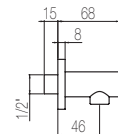
Code	Finishing	Price
<b>ASO13</b>	Varnished	\$ 775

775	800	855
BK CW	MG MC CH CF GT GM GG GB	OB DB CO



## Water connections

Round water connection



Code	Finishing	Price
<b>PRE6</b>	1 Chrome	\$ 150

150	195	250	220	230	245
1	8	CL RL GL	BK CW	MG MC CH CF GT GM GG GB	OB DB CO



# WELLNESS - GEDA

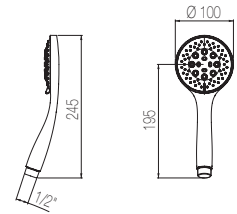
## Hand showers



Kolor multi-jet hand shower

Code	Finishing	Price
<b>DOC14</b>	<b>1</b> Chrome	\$ <b>290</b>

290	375	420	430	460
1	8	BK CW	MG MC CH CF GT GM GG GB	OB DB CO



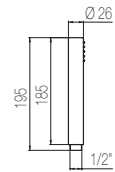
## Hand showers



Rile single-jet brass hand shower

Code	Finishing	Price
<b>DOC11</b>	<b>1</b> Chrome	\$ <b>150</b>

150	195	250	220	230	245
1	8	AO CL RL GL	BK CW	MG MC CH CF GT GM GG GB	OB DB CO



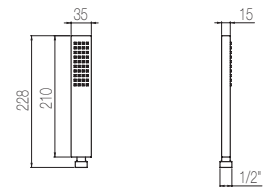
## Hand showers



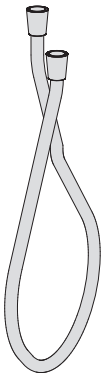
Pari single-jet brass hand shower

Code	Finishing	Price
<b>DOC10</b>	<b>1</b> Chrome	\$ <b>165</b>

165	215	270	240	250	265
1	8	AO CL RL GL	BK CW	MG MC CH CF GT GM GG GB	OB DB CO



## Flexible hoses



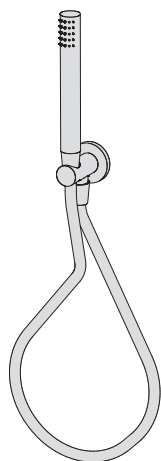
150 cm flexible hose













Code	Finishing	Price
<b>FLEX CR</b>	Woven silver with chrome conicals	\$ <b>95</b>
<b>FLEX BN</b>	Dark silver with brushed nickel conicals	\$ <b>95</b>
<b>FLEX B</b>	Matte white	\$ <b>95</b>
<b>FLEX N</b>	Matte black	\$ <b>95</b>
<b>FLEX GS</b>	Golden	\$ <b>280</b>
<b>FLEX BS</b>	Bronze	\$ <b>280</b>
<b>FLEX CS</b>	Carbon	\$ <b>280</b>

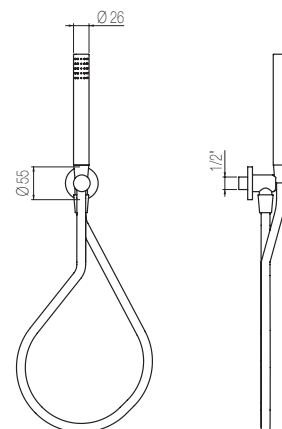
# WELLNESS - GEDA

## Complete hand shower kits

Kit with round water connection with holder, Rile ABS hand shower and 150 cm flexible hose

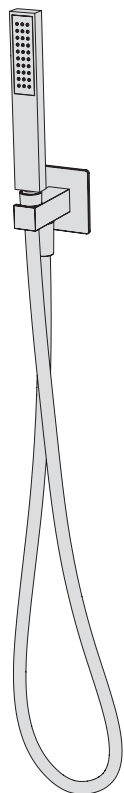














	Code	Finishing	Price
 + 	<b>K6 1 1</b>	Chrome + silver hose	\$ 365
 + 	<b>K6 1 B</b>	Chrome + white hose	\$ 365
 + 	<b>K6 1 N</b>	Chrome + black hose	\$ 365
 + 	<b>K6 8 S</b>	Br. nickel + silver hose	\$ 445
 + 	<b>K6 8 B</b>	Br. nickel + white hose	\$ 445
 + 	<b>K6 8 N</b>	Br. nickel + black hose	\$ 445

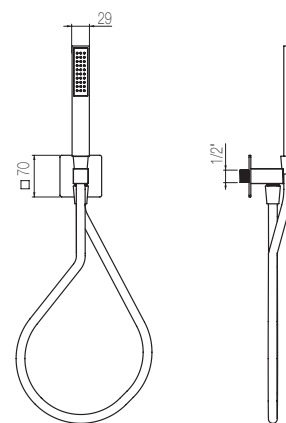


## Complete hand shower kits

Kit with squared water connection with holder, Sajo ABS hand shower and 150 cm flexible hose



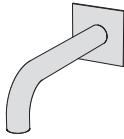
	Code	Finishing	Price
 + 	<b>K12 1 1</b>	Chrome + woven silver hose	\$ 540
 + 	<b>K12 1 B</b>	Chrome + white hose	\$ 540
 + 	<b>K12 1 N</b>	Chrome + black hose	\$ 540
 + 	<b>K12 8 S</b>	Br. nickel + silver hose	\$ 670
 + 	<b>K12 8 B</b>	Br. nickel + white hose	\$ 670
 + 	<b>K12 8 N</b>	Br. nickel + black hose	\$ 670



# WELLNESS - GEDA

## Short bath spout

Wall-mounted bath spout l=190 mm

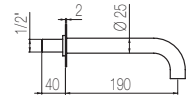


Code	Finishing	Price
BVM1	1 Chrome	\$ 380



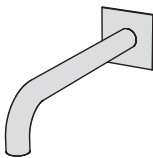
 C13.00.0015

380	495	630	550	575	610
1	8	AO CL RL GL BK CW	MG MC CH CF GT GM GG GB	OB DB CO	



## Long bath spout

Wall-mounted bath spout l=250 mm

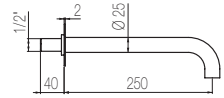


Code	Finishing	Price
BVM2	1 Chrome	\$ 415



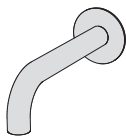
 C13.00.0015

415	540	685	600	620	660
1	8	AO CL RL GL BK CW	MG MC CH CF GT GM GG GB	OB DB CO	



## Short bath spout

Wall-mounted bath spout l=190 mm

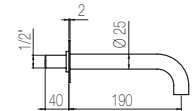


Code	Finishing	Price
BVT1	1 Chrome	\$ 575



 C13.00.0062

575	945	945	830	860	915
1	8	AO CL RL GL BK CW	MG MC CH CF GT GM GG GB	OB DB CO	



## Long bath spout

Wall-mounted bath spout l=250 mm

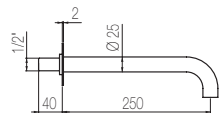


Code	Finishing	Price
BVT2	1 Chrome	\$ 640




 C13.00.0062

640	830	1055	930	960	1025
1	8	AO CL RL GL BK CW	MG MC CH CF GT GM GG GB	OB DB CO	



# WELLNESS - RADOMONTE


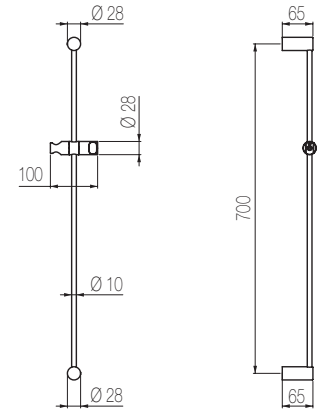


## Shower bars

Round shower bar

Code	Finishing	Price
<b>ASN1</b>	<b>S</b> Brushed steel	\$ <b>1345</b>

1345	1480	2230	2230	2230	2230
<b>S</b>	<b>L</b>	<b>CS</b>	<b>RS</b>	<b>GS</b>	<b>BS</b>

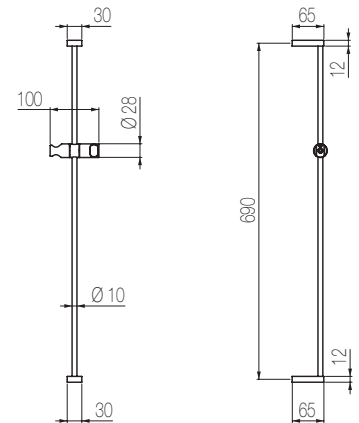


## Shower bars

Square shower bar

Code	Finishing	Price
<b>ASN2</b>	<b>S</b> Brushed steel	\$ <b>1415</b>

1415	1555	2350	2350	2350	2350
<b>S</b>	<b>L</b>	<b>CS</b>	<b>RS</b>	<b>GS</b>	<b>BS</b>

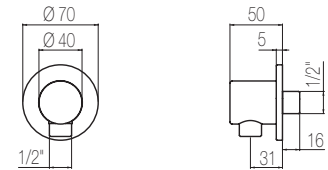


## Water connection

Water connection

Code	Finishing	Price
<b>PRE1</b>	<b>S</b> Brushed steel	\$ <b>520</b>

520	570	860	860	860	860
<b>S</b>	<b>L</b>	<b>CS</b>	<b>RS</b>	<b>GS</b>	<b>BS</b>

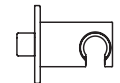
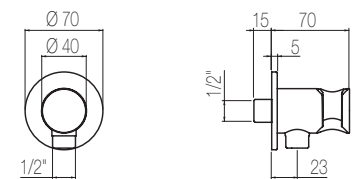


## Water connection

Water connection with holder

Code	Finishing	Price
<b>PRE2</b>	<b>S</b> Brushed steel	\$ <b>655</b>

655	720	1085	1085	1085	1085
<b>S</b>	<b>L</b>	<b>CS</b>	<b>RS</b>	<b>GS</b>	<b>BS</b>

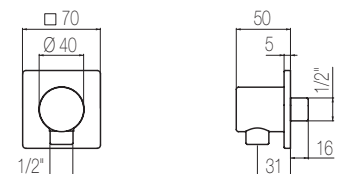


## Water connection

Water connection

Code	Finishing	Price
<b>PRE3</b>	<b>S</b> Brushed steel	\$ <b>725</b>

725	795	1195	1195	1195	1195
<b>S</b>	<b>L</b>	<b>CS</b>	<b>RS</b>	<b>GS</b>	<b>BS</b>



# WELLNESS - RADOMONTE



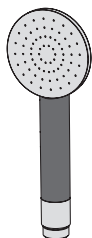
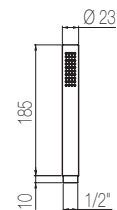
## Hand shower

Slim single jet hand shower

Code Finishing Price

**DOC1** S Brushed steel \$ 310

310	340	515	515	515	515
S	L	CS	RS	GS	BS



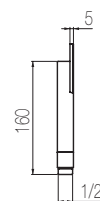
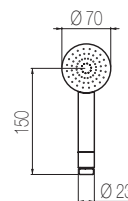
## Hand shower

Hand shower Ø 70 mm

Code Finishing Price

**DWN2** S Brushed steel \$ 965

965	1070	1595	1595	1595	1595
S	L	CS	RS	GS	BS



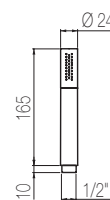
## Hand shower

Deluxe single jet hand shower

Code Finishing Price

**DWN3** S Brushed steel \$ 395

395	440	655	655	655	655
S	L	CS	RS	GS	BS



## Hoses

cm 150 flexible hose

Code Finishing Price

**FLEX3 S** Threaded silver with brushed conicals \$ 125

**FLEX3 L** Threaded silver with polished conicals \$ 125

**FLEX1 N** Matt black with black conicals \$ 125


**FLEX1 B** Matt white with white conicals \$ 125

**FLEX1 CS** Carbon with brushed carbon conicals \$ 295

**FLEX1 RS** Roseè with brushed roseè conicals \$ 295

**FLEX1 BS** Bronze with brushed bronze conicals \$ 295

**FLEX1 GS** Golden with brushed gold conicals \$ 295



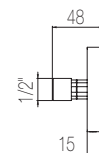
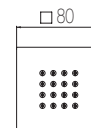
## Bodyjet

Squared fixed bodyjet

Code Finishing Price

**BJX2** S Brushed steel \$ 595

595	665	995	995	995	995
S	L	CS	RS	GS	BS



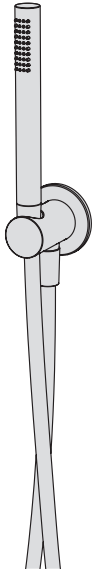
### Maximum free flow

BAR	1	2	3
l/min	4.6	7.8	9.3

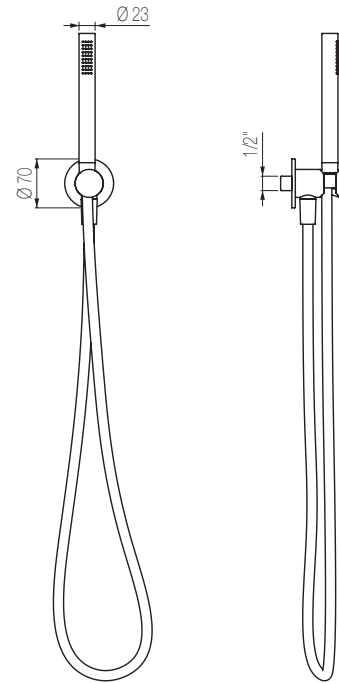
# WELLNESS - RADOMONTE

## Shower kit

Kit with water connection with holder with round backplate, Slim hand shower and flexible hose




Code	Finishing	Price
<b>K22 S 1S</b>	Brushed steel + silver hose	\$ 1170
<b>K22 L 2S</b>	Polished steel + silver hose	\$ 1185
<b>K22 CS N</b>	Brushed carbon + black hose	\$ 1725
<b>K22 RS N</b>	Brushed roseè + black hose	\$ 1725
<b>K22 GS N</b>	Brushed roseè + black hose	\$ 1725
<b>K22 BS N</b>	Brushed bronze + black hose	\$ 1725
<b>K22 CS CS</b>	Brushed carbon + carbon hose	\$ 1895
<b>K22 RS RS</b>	Brushed roseè + roseè hose	\$ 1895
<b>K22 GS GS</b>	Brushed gold + golden hose	\$ 1895
<b>K22 BS BS</b>	Brushed bronze + bronze hose	\$ 1895

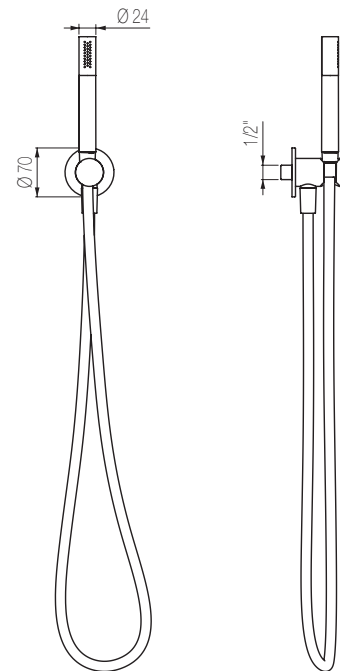


## Shower kit

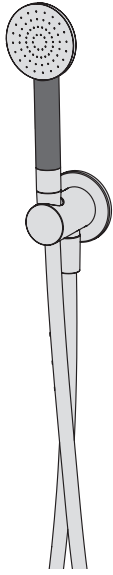
Kit with water connection with holder, Deluxe hand shower and flexible hose



Code	Finishing	Price
<b>K24 S 1S</b>	Brushed steel + silver hose	\$ 1175
<b>K24 L 2S</b>	Polished steel + silver hose	\$ 1285
<b>K24 CS N</b>	Brushed carbon + black hose	\$ 1865
<b>K24 RS N</b>	Brushed roseè + black hose	\$ 1865
<b>K24 GS N</b>	Brushed roseè + black hose	\$ 1865
<b>K24 BS N</b>	Brushed bronze + black hose	\$ 1865
<b>K24 CS CS</b>	Brushed carbon + carbon hose	\$ 2035
<b>K24 RS RS</b>	Brushed roseè + roseè hose	\$ 2035
<b>K24 GS GS</b>	Brushed gold + golden hose	\$ 2035
<b>K24 BS BS</b>	Brushed bronze + bronze hose	\$ 2035



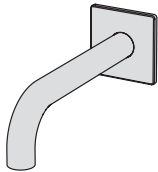
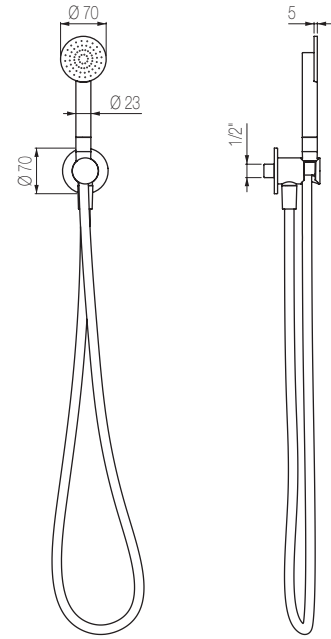
# WELLNESS - RADOMONTE



## Shower kit

Kit with water connection with holder with round backplate, Ø 70 mm hand shower and flexible hose

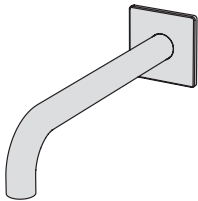
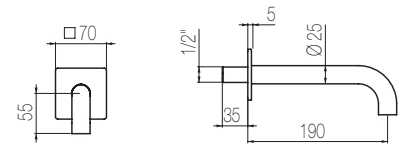
Code	Finishing	Price
<b>K20 S 1S</b>	Brushed steel + silver hose	\$ 1825
<b>K20 L 2S</b>	Polished steel + silver hose	\$ 1915
<b>K20 CS N</b>	Brushed carbon + black hose	\$ 2810
<b>K20 RS N</b>	Brushed roseè + black hose	\$ 2810
<b>K20 GS N</b>	Brushed roseè + black hose	\$ 2810
<b>K20 BS N</b>	Brushed bronze + black hose	\$ 2810
<b>K20 CS CS</b>	Brushed carbon + carbon hose	\$ 2985
<b>K20 RS RS</b>	Brushed roseè + roseè hose	\$ 2985
<b>K20 GS GS</b>	Brushed gold + golden hose	\$ 2985
<b>K20 BS BS</b>	Brushed bronze + bronze hose	\$ 2985



## Bath spout

Wall-mounted bath spout l=190 mm

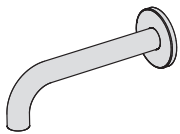
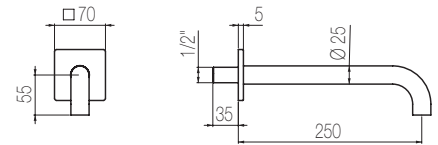
Code	Finishing	Price
<b>CHV20</b>	<b>S</b> Brushed Stainless Steel	\$ 1020
<b>1020</b>	<b>1125</b>	<b>1695</b>
<b>S</b>	<b>L</b>	<b>CS</b>
		<b>RS</b>
		<b>GS</b>
		<b>BS</b>



## Bath spout

Wall-mounted bath spout l=250 mm

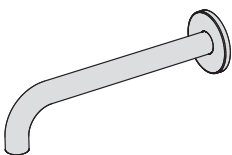
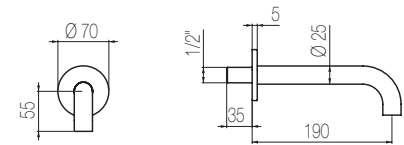
Code	Finishing	Price
<b>CHV21</b>	<b>S</b> Brushed Stainless Steel	\$ 1100
<b>1100</b>	<b>1210</b>	<b>1830</b>
<b>S</b>	<b>L</b>	<b>CS</b>
		<b>RS</b>
		<b>GS</b>
		<b>BS</b>



## Bath spout

Wall-mounted bath spout l=190 mm

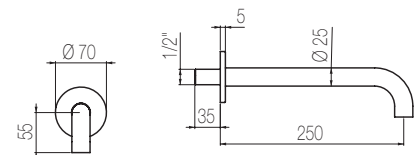
Code	Finishing	Price
<b>CHV19</b>	<b>S</b> Brushed Stainless Steel	\$ 850
<b>850</b>	<b>935</b>	<b>1410</b>
<b>S</b>	<b>L</b>	<b>CS</b>
		<b>RS</b>
		<b>GS</b>
		<b>BS</b>



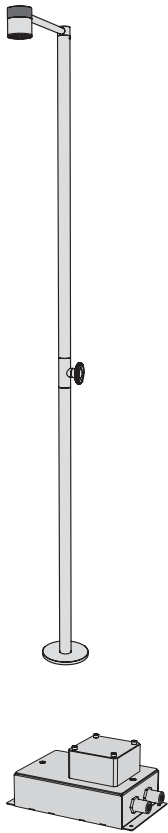
## Bath spout

Wall-mounted bath spout l=250 mm

Code	Finishing	Price
<b>CHV25</b>	<b>S</b> Brushed Stainless Steel	\$ 930
<b>930</b>	<b>1020</b>	<b>1540</b>
<b>S</b>	<b>L</b>	<b>CS</b>
		<b>RS</b>
		<b>GS</b>
		<b>BS</b>



# OUTDOOR SHOWER



## Outdoor Shower

Outdoor shower column with Ø 70 mm shower head with 3 aerators with rain function

Code	Finishing	Price
<b>CDE1</b>	<b>S</b> Acciaio spazz. / Brushed steel	\$ <b>9995</b>



9995 | 11160

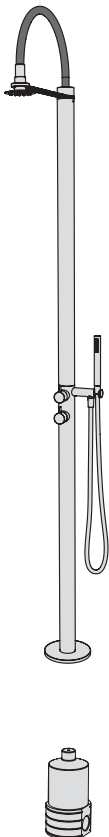
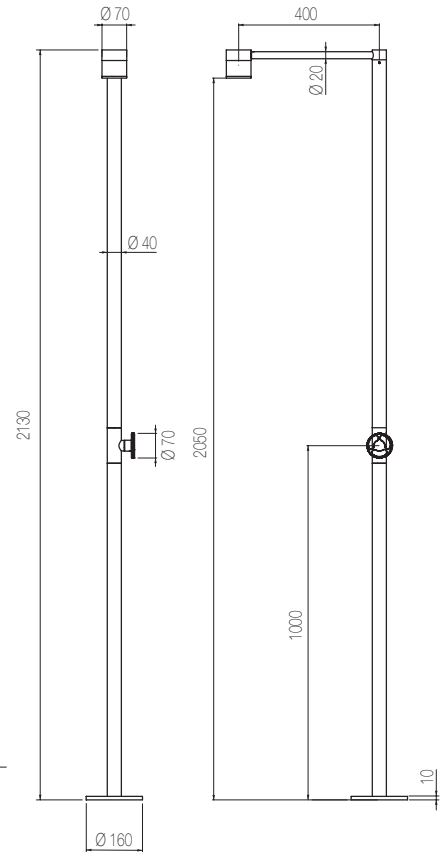


Max flow rate at 3 bar (free way out)

Way out l/min 16,0

### Built-in part

Code	Finishing	Price
<b>INV3</b>		\$ <b>520</b>



## Outdoor Shower

Outdoor shower column with Ø 100 mm shower head with rain function

Code	Finishing	Price
<b>CDE3</b>	<b>S</b> Acciaio spazz. / Brushed steel	\$ <b>9800</b>



9800 | 10780

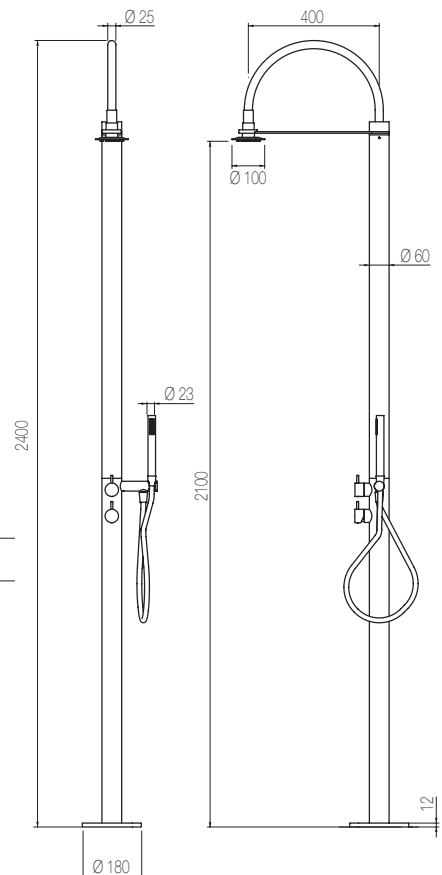


Max flow rate at 3 bar (free way out)

Way out lt/m 26,0

### Built-in part

Code	Finishing	Price
<b>INV2</b>		\$ <b>520</b>





# Accessories

ACCESSORIES



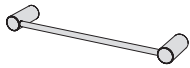
The exclusive collection of Radomonte bathroom accessories combines sophisticated design with the benefits of a stainless steel products: maximum hygiene, easy maintenance and durability over time. Elegant and precious accessories that complete the bathroom with a unique and distinctive style. Everyday becomes extraordinary.



# ROUND ACCESSORIES

## Towel rails

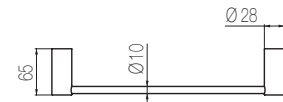
Towel rail 300 mm



Code Finishing Price

**ACC3** S Acciaio spazz. / Brushed steel \$ **465**

465	515	775	775	775	775
S	L	CS	RS	GS	BS



## Towel rails

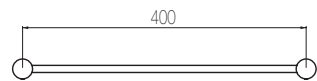
Towel rail 400 mm



Code Finishing Price

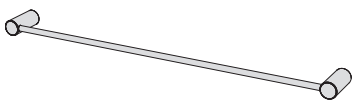
**ACC4** S Acciaio spazz. / Brushed steel \$ **535**

535	590	885	885	885	885
S	L	CS	RS	GS	BS



## Towel rails

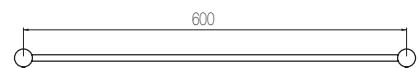
Towel rail 600 mm



Code Finishing Price

**ACC6** S Acciaio spazz. / Brushed steel \$ **595**

595	665	995	995	995	995
S	L	CS	RS	GS	BS



## Hanger

Clothes hanger



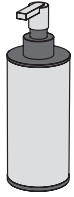
Code Finishing Price

**ACC1** S Acciaio spazz. / Brushed steel \$ **260**

260	285	430	430	430	430
S	L	CS	RS	GS	BS



# ROUND ACCESSORIES



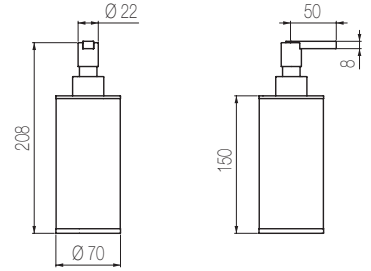
## Soap dispenser

Soap dispenser

Code Finishing Price

**ACX22** S Brushed steel \$ **950**

950	1045	1575	1575	1575	1575
S	L	CS	RS	GS	BS



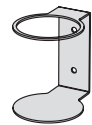
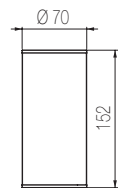
## Tumbler

Tumbler

Code Finishing Price

**ACX25** S Brushed steel \$ **550**

550	595	920	920	920	920
S	L	CS	RS	GS	BS




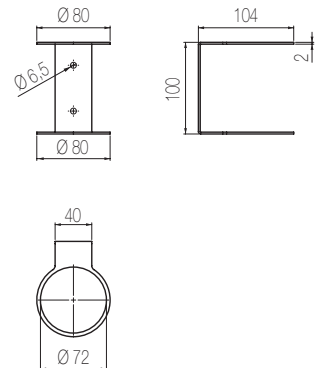
## Wall holder

Wall-mounted holder for soap dispenser, tumbler and toilet brush

Code Finishing Price

**ACX26** S Acciaio spazz. / Brushed steel \$ **345**

345	380	575	575	575	575
S	L	CS	RS	GS	BS



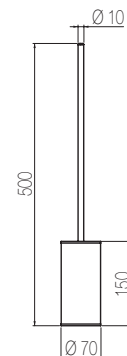
## Scopino / Toilet brush

Low toilet brush

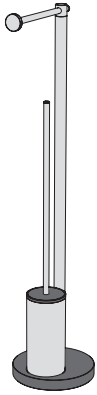
Code Finishing Price

**ACX52** S Acciaio spazz. / Brushed steel \$ **740**

740	820	1230	1230	1230	1230
S	L	CS	RS	GS	BS



# ROUND ACCESSORIES

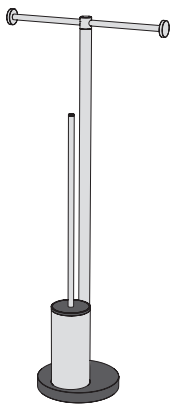
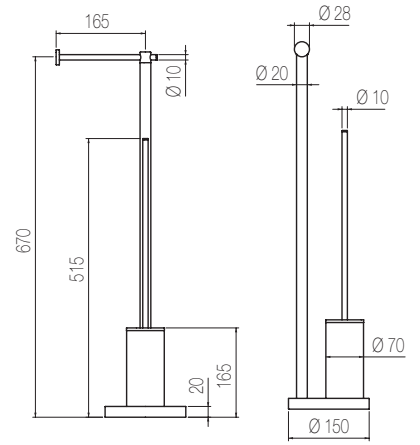


## Free-standing wc set

Free-standing toilet roll and brush holder

Code	Finishing	Price
<b>PCX50</b>	<b>S</b> Acciaio spazz. / Brushed steel	\$ <b>1795</b>

1795	1975	2975	2975	2975	2975
<b>S</b>	<b>L</b>	<b>CS</b>	<b>RS</b>	<b>GS</b>	<b>BS</b>

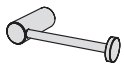
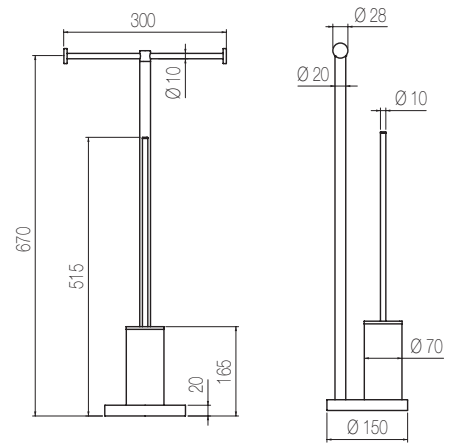


## Free-standing wc set

Free-standing double toilet roll holder and brush holder

Code	Finishing	Price
<b>PCX51</b>	<b>S</b> Acciaio spazz. / Brushed steel	\$ <b>1930</b>

1930	2125	3210	3210	3210	3210
<b>S</b>	<b>L</b>	<b>CS</b>	<b>RS</b>	<b>GS</b>	<b>BS</b>

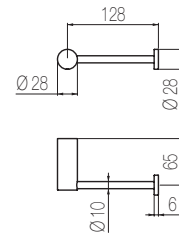


## Roll holder

Toilet roll holder

Code	Finishing	Price
<b>ACC2</b>	<b>S</b> Acciaio spazz. / Brushed steel	\$ <b>520</b>

520	570	860	860	860	860
<b>S</b>	<b>L</b>	<b>CS</b>	<b>RS</b>	<b>GS</b>	<b>BS</b>

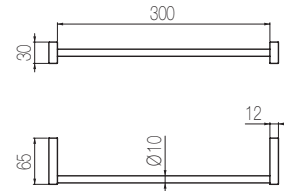


# SQUARE ACCESSORIES

## Towel rails



Towel rail 300 mm



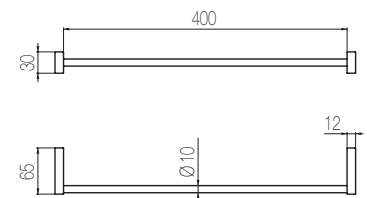
Code	Finishing	Price
<b>ACQ3</b>	<b>S</b> Acciaio spazz. / Brushed steel	\$ <b>795</b>

795	875	1320	1320	1320	1320
<b>S</b>	<b>L</b>	<b>CS</b>	<b>RS</b>	<b>GS</b>	<b>BS</b>

## Towel rails



Towel rail 400 mm



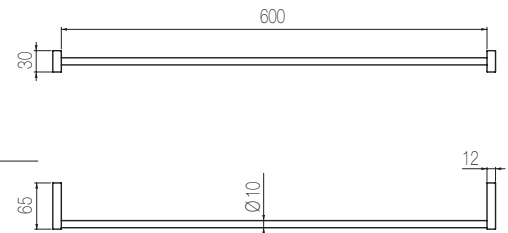
Code	Finishing	Price
<b>ACQ4</b>	<b>S</b> Acciaio spazz. / Brushed steel	\$ <b>865</b>

865	950	1430	1430	1430	1430
<b>S</b>	<b>L</b>	<b>CS</b>	<b>RS</b>	<b>GS</b>	<b>BS</b>

## Towel rails



Towel rail 600 mm



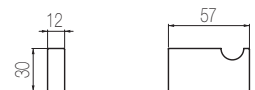
Code	Finishing	Price
<b>ACQ6</b>	<b>S</b> Acciaio spazz. / Brushed steel	\$ <b>930</b>

930	1025	1545	1545	1545	1545
<b>S</b>	<b>L</b>	<b>CS</b>	<b>RS</b>	<b>GS</b>	<b>BS</b>

## Hanger



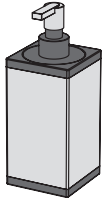
Clothes hanger



Code	Finishing	Price
<b>ACQ1</b>	<b>S</b> Acciaio spazz. / Brushed steel	\$ <b>380</b>

380	415	630	630	630	630
<b>S</b>	<b>L</b>	<b>CS</b>	<b>RS</b>	<b>GS</b>	<b>BS</b>

# SQUARE ACCESSORIES

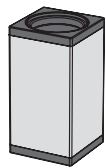
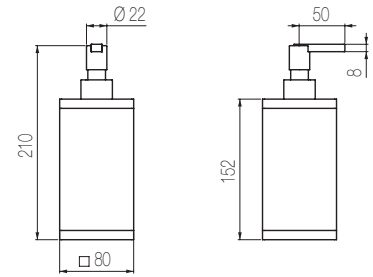


## Soap dispenser

Soap dispenser

Code	Finishing	Price
<b>AQX22</b>	<b>S</b> Acciaio spazz. / Brushed steel	\$ <b>1830</b>

1830	2010	3035	3035	3035	3035
<b>S</b>	<b>L</b>	<b>CS</b>	<b>RS</b>	<b>GS</b>	<b>BS</b>

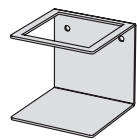
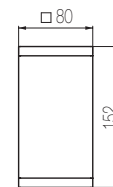


## Tumbler

Tumbler

Code	Finishing	Price
<b>AQX25</b>	<b>S</b> Acciaio spazz. / Brushed steel	\$ <b>1585</b>

1585	1745	2635	2635	2635	2635
<b>S</b>	<b>L</b>	<b>CS</b>	<b>RS</b>	<b>GS</b>	<b>BS</b>

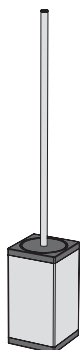
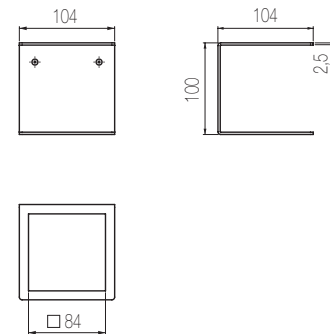


## Wall holder

Wall-mounted holder for soap dispenser, tumbler and toilet brush

Code	Finishing	Price
<b>AQX54</b>	<b>S</b> Acciaio spazz. / Brushed steel	\$ <b>360</b>

360	400	595	595	595	595
<b>S</b>	<b>L</b>	<b>CS</b>	<b>RS</b>	<b>GS</b>	<b>BS</b>

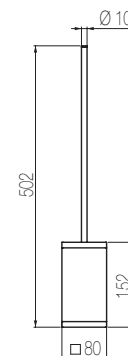


## Toilet brush

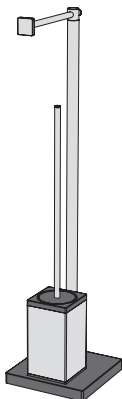
Low toilet brush

Code	Finishing	Price
<b>AQX55</b>	<b>S</b> Acciaio spazz. / Brushed steel	\$ <b>1140</b>

1140	1250	1890	1890	1890	1890
<b>S</b>	<b>L</b>	<b>CS</b>	<b>RS</b>	<b>GS</b>	<b>BS</b>



# SQUARE ACCESSORIES



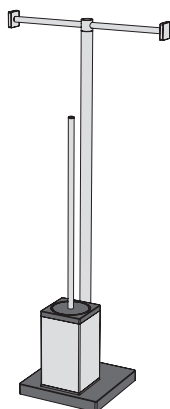
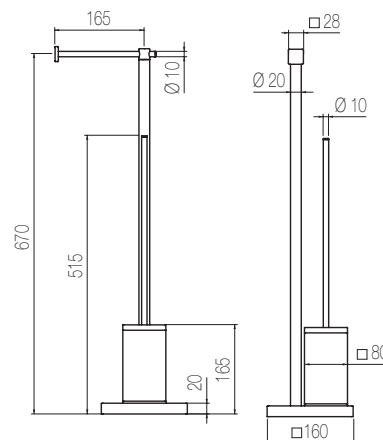
## Free-standing wc set

Free-standing toilet roll and brush holder

Code Finishing Price

**PQX50** S Acciaio spazz. / Brushed steel \$ **3770**

3770 4145 6255 6255 6255 6255



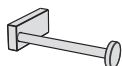
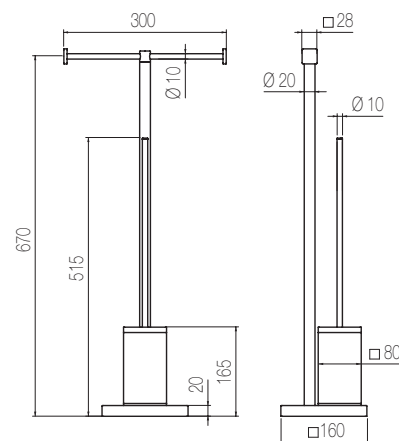
## Free-standing wc set

Free-standing double toilet roll holder and brush holder

Code Finishing Price

**PQX51** S Acciaio spazz. / Brushed steel \$ **3995**

3995 4425 6675 6675 6675 6675



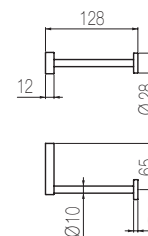
## Roll holder

Toilet roll holder

Code Finishing Price

**ACQ2** S Acciaio spazz. / Brushed steel \$ **830**

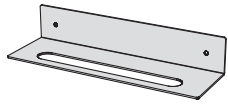
830 910 1375 1375 1375 1375



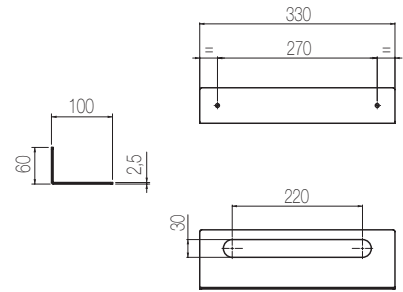
# ACCESSORIES

## Towel rails

Towel rail 330 mm

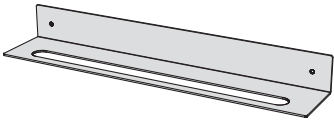


Code	Finishing	Price
<b>ACN5</b>	<b>S</b> Acciaio spazz. / Brushed steel	\$ <b>515</b>

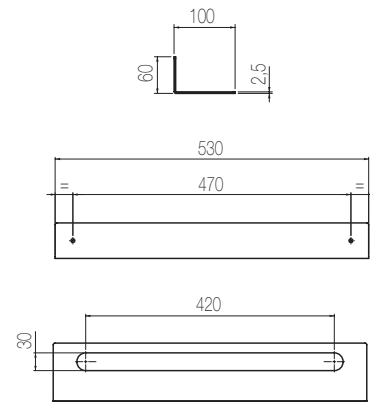


## Towel rails

Towel rail 530 mm

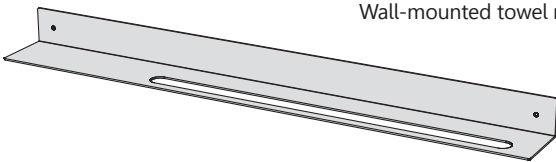


Code	Finishing	Price
<b>ACN6</b>	<b>S</b> Acciaio spazz. / Brushed steel	\$ <b>685</b>

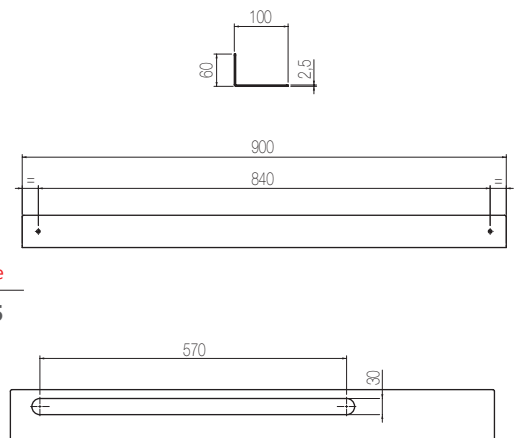


## Towel rails

Wall-mounted towel rail 900 mm with integrated shelf



Code	Finishing	Price
<b>ACN7</b>	<b>S</b> Acciaio spazz. / Brushed steel	\$ <b>915</b>




## Hanger

Clothes hanger



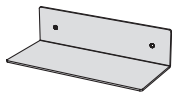
Code	Finishing	Price
<b>ACN1</b>	<b>S</b> Acciaio spazz. / Brushed steel	\$ <b>285</b>





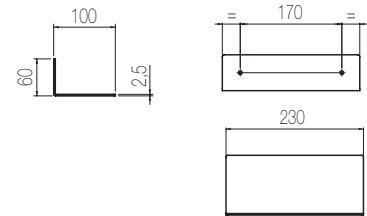
# ACCESSORIES

## Shelf

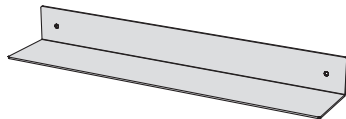


Shelf 230 mm

Code	Finishing	Price
<b>ACN3</b>	<b>S</b> Acciaio spazz. / Brushed steel	\$ <b>380</b>

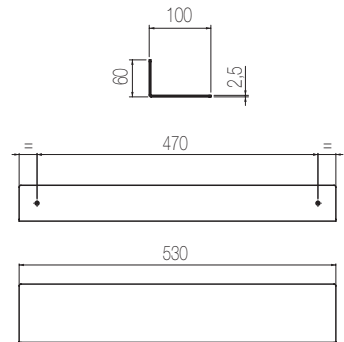


## Shelf

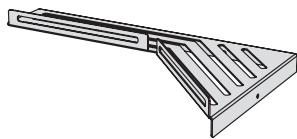


Shelf 530 mm

Code	Finishing	Price
<b>ACN4</b>	<b>S</b> Acciaio spazz. / Brushed steel	\$ <b>480</b>



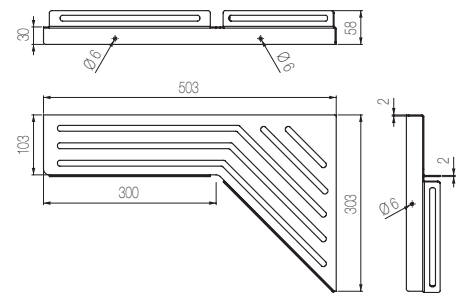
## Shelf



Long corner shelf

Code	Finishing	Price
<b>ACX8</b>	<b>S</b> Acciaio spazz. / Brushed steel	\$ <b>1095</b>

1095 | 1215



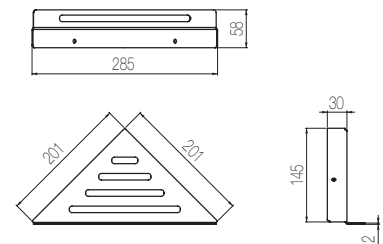
## Shelf



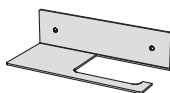
Corner shelf

Code	Finishing	Price
<b>ACX9</b>	<b>S</b> Acciaio spazz. / Brushed steel	\$ <b>570</b>

570 | 630

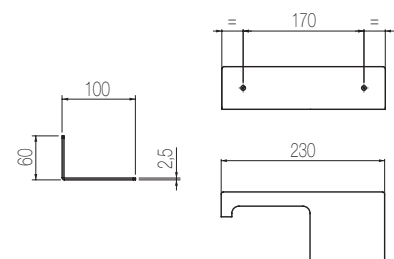


## Roll holder



Toilet roll holder 230 mm

Code	Finishing	Price
<b>ACN2</b>	<b>S</b> Acciaio spazz. / Brushed steel	\$ <b>375</b>



---

# Accessories

ACCESSORIES



Our accessories have been created in a path of continuity with the design of the series of mixers and Wellness products by GEDA, creating a dialogue between the different components of the bathroom.

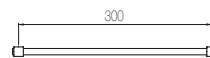


# ACCESSORIES KOÈ

## Towel rails



Koè towel rail 300 mm



Code	Finishing	Price
<b>CWK3</b>	<b>1</b> Chrome	\$ <b>505</b>

505	660	835	735	760	810
1	8	AO CL RL GL BK CW	MG MC CH CF GT GM GG GB	OB DB CO	



## Towel rails



Koè towel rail 450 mm



Code	Finishing	Price
<b>CWK4</b>	<b>1</b> Chrome	\$ <b>520</b>


520	675	860	755	780	830
1	8	AO CL RL GL BK CW	MG MC CH CF GT GM GG GB	OB DB CO	



## Towel rails



Koè towel rail 600 mm



Code	Finishing	Price
<b>CWK5</b>	<b>1</b> Chrome	\$ <b>585</b>

585	760	970	850	880	940
1	8	AO CL RL GL BK CW	MG MC CH CF GT GM GG GB	OB DB CO	



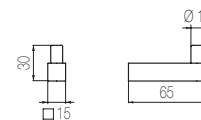
## Clothes hanger



Koè clothes hanger

Code	Finishing	Price
<b>CWK1</b>	<b>1</b> Chrome	\$ <b>180</b>

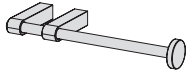
5130	4665	7620	6700	6930	7395
1	8	AO CL RL GL BK CW	MG MC CH CF GT GM GG GB	OB DB CO	



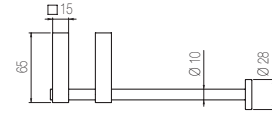
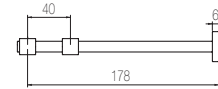
# ACCESSORIES KOÈ

## Toilet roll holder

Koè toilet roll holder



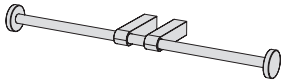
Code	Finishing	Price
<b>CWK2</b>	<b>1</b> Chrome	\$ <b>555</b>



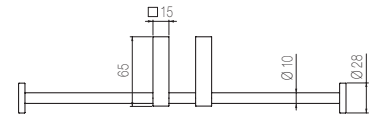
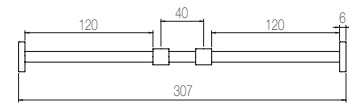
555	720	915	805	830	890
1	8	AO CL RL GL BK CW	MG MC CH CF GT GM GG GB	OB DB CO	

## Toilet roll holder

Koè double toilet roll holder



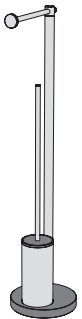
Code	Finishing	Price
<b>CWK10</b>	<b>1</b> Chrome	\$ <b>625</b>



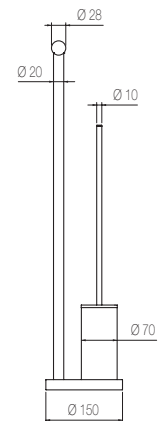
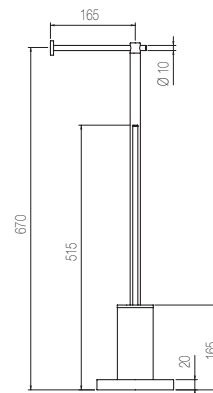
625	815	1035	910	940	1000
1	8	AO CL RL GL BK CW	MG MC CH CF GT GM GG GB	OB DB CO	

## Free-standing wc set

Free-standing toilet roll and brush holder



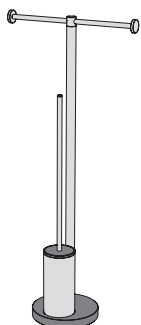
Code	Finishing	Price
<b>CWP1</b>	<b>1</b> Chrome	\$ <b>1440</b>



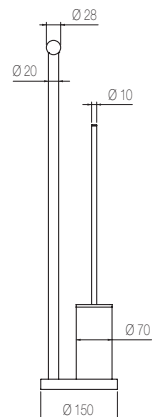
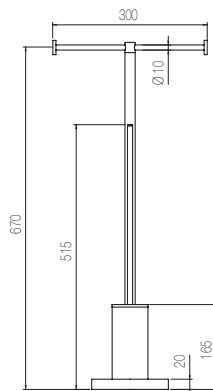
1440	1835	2325	2090	2115	2255
1	8	AO CL RL GL BK CW	MG MC CH CF GT GM GG GB	OB DB CO	

## Free-standing wc set

Free-standing double toilet roll holder and brush holder

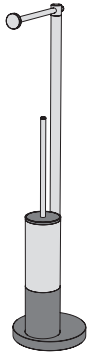


Code	Finishing	Price
<b>CWP2</b>	<b>1</b> Chrome	\$ <b>1565</b>



1565	1995	2530	2270	2300	2455
1	8	AO CL RL GL BK CW	MG MC CH CF GT GM GG GB	OB DB CO	

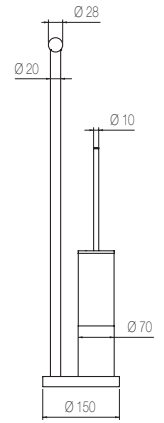
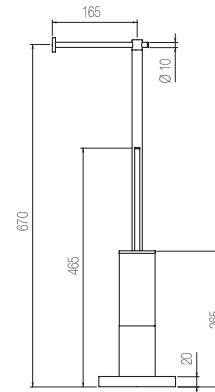
# ACCESSORIES KOÈ



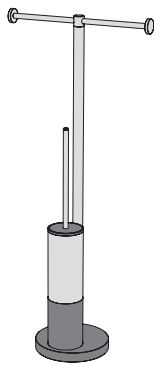
## Free-standing wc set

Free-standing toilet roll and brush holder

Code	Finishing	Price
<b>CWP3</b>	<b>1</b> Chrome	\$ <b>1495</b>



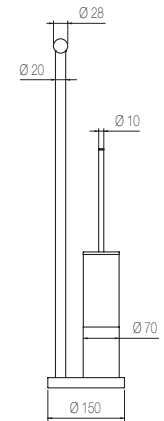
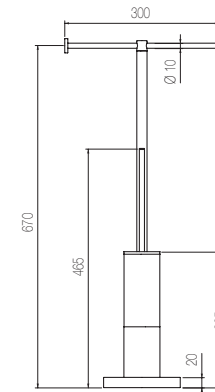
- |      |      |                   |                         |          |      |
|------|------|-------------------|-------------------------|----------|------|
| 1495 | 1915 | 2430              | 2180                    | 2205     | 2355 |
| 1    | 8    | AO CL RL GL BK CW | MG MC CH CF GT GM GG GB | OB DB CO |      |



## Free-standing wc set

Free-standing double toilet roll holder and brush holder

Code	Finishing	Price
<b>CWP4</b>	<b>1</b> Chrome	\$ <b>1625</b>



- |      |      |                   |                         |          |      |
|------|------|-------------------|-------------------------|----------|------|
| 1625 | 2070 | 2630              | 2360                    | 2390     | 2550 |
| 1    | 8    | AO CL RL GL BK CW | MG MC CH CF GT GM GG GB | OB DB CO |      |

# ACCESSORIES TIBÒ

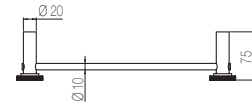
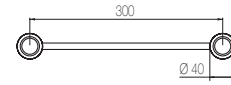
## Towel rails



Tibò towel rail 300 mm

Code	Finishing	Price
<b>CW03</b>	1 Chrome	\$ <b>655</b>

655	850	1075	945	980	1045
1	8	AO CL RL GL	BK CW	MG MC CH CF GT GM GG GB	OB DB CO



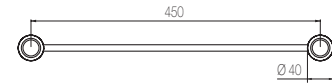
## Towel rails



Tibò towel rail 450 mm

Code	Finishing	Price
<b>CW04</b>	1 Chrome	\$ <b>635</b>

635	830	1050	925	955	1020
1	8	AO CL RL GL	BK CW	MG MC CH CF GT GM GG GB	OB DB CO



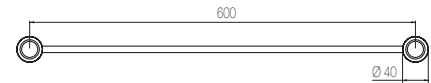
## Towel rails



Tibò towel rail 600 mm

Code	Finishing	Price
<b>CW05</b>	1 Chrome	\$ <b>720</b>

720	935	1190	1045	1080	1150
1	8	AO CL RL GL	BK CW	MG MC CH CF GT GM GG GB	OB DB CO



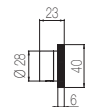
## Clothes hanger



Tibò clothes hanger

Code	Finishing	Price
<b>CW01</b>	1 Chrome	\$ <b>260</b>

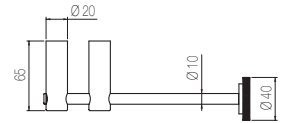
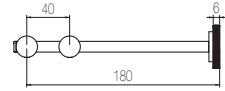

260	340	430	380	390	420
1	8	AO CL RL GL	BK CW	MG MC CH CF GT GM GG GB	OB DB CO



# ACCESSORIES TIBÒ

## Toilet roll holder

Tibò toilet roll holder

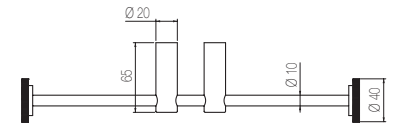
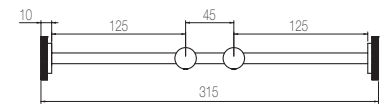
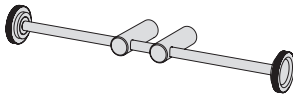


Code	Finishing	Price
<b>CWO2</b>	<b>1</b> Chrome	\$ <b>550</b>

550	715	905	795	825	880
1	8	AO CL RL GL	BK CW	MG MC CH CF GT GM GG GB	OB DB CO

## Toilet roll holder

Tibò double toilet roll holder

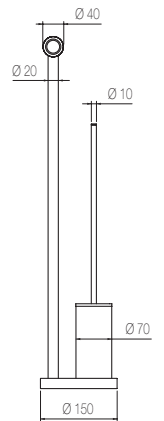
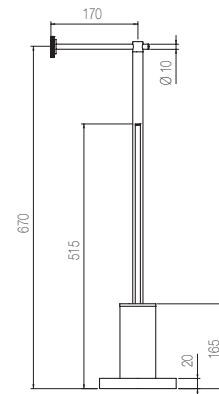
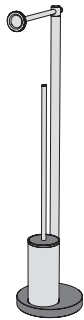


Code	Finishing	Price
<b>CWO10</b>	<b>1</b> Chrome	\$ <b>705</b>

705	920	1165	1025	1060	1130
1	8	AO CL RL GL	BK CW	MG MC CH CF GT GM GG GB	OB DB CO

## Free-standing wc set

Free-standing toilet roll and brush holder

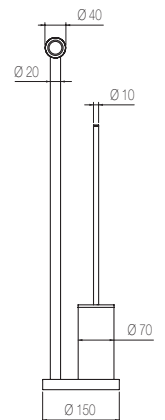
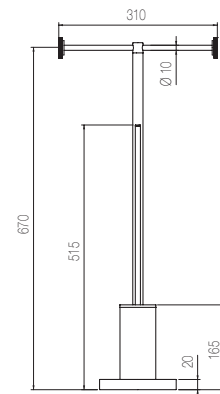



Code	Finishing	Price
<b>CWP9</b>	<b>1</b> Chrome	\$ <b>1515</b>

1515	1975	2505	2200	2275	2425
1	8	AO CL RL GL	BK CW	MG MC CH CF GT GM GG GB	OB DB CO

## Free-standing wc set

Free-standing double toilet roll holder and brush holder



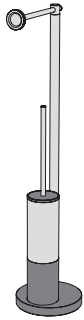
Code	Finishing	Price
<b>CWP10</b>	<b>1</b> Chrome	\$ <b>1750</b>

1750	2275	2885	2535	2625	2800
1	8	AO CL RL GL	BK CW	MG MC CH CF GT GM GG GB	OB DB CO

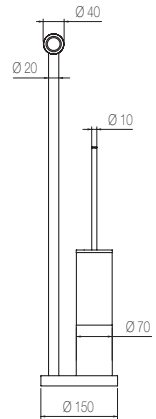
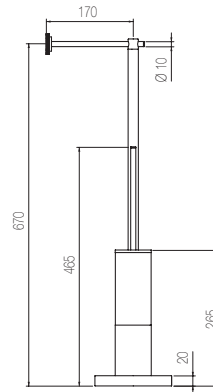
# ACCESSORIES TIBÒ

## Free-standing wc set

Free-standing toilet roll and brush holder



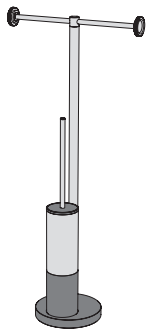
Code	Finishing	Price
<b>CWP11</b>	<b>1</b> Chrome	\$ <b>1580</b>



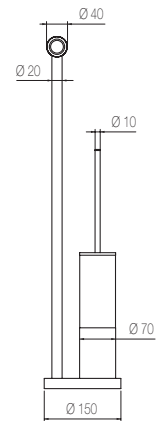
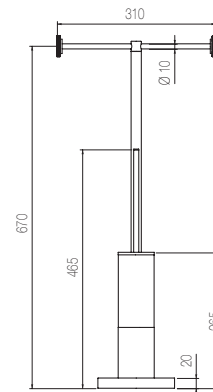
1580	2055	2605	2285	2365	2525
1	8	AO CL RL GL	BK CW	MG MC CH CF GT GM GG GB	OB DB CO

## Free-standing wc set

Free-standing double toilet roll holder and brush holder



Code	Finishing	Price
<b>CWP12</b>	<b>1</b> Chrome	\$ <b>1810</b>



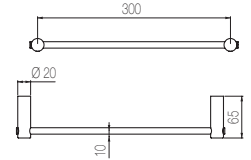
1810	2355	2995	2625	2715	2895
1	8	AO CL RL GL	BK CW	MG MC CH CF GT GM GG GB	OB DB CO



# ROUND ACCESSORIES

## Towel rails

Towel rail 300 mm



Code	Finishing	Price
<b>CWT3</b>	<b>1</b> Chrome	\$ <b>450</b>

450	585	745	655	675	720
1	8	AO CL RL GL	BK CW	MG MC CH CF GT GM GG GB	OB DB CO

## Towel rails

Towel rail 450 mm

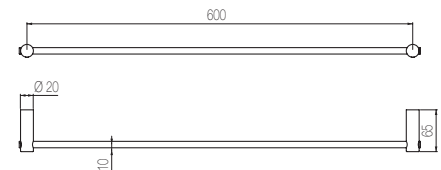


Code	Finishing	Price
<b>CWT4</b>	<b>1</b> Chrome	\$ <b>470</b>

470	615	780	685	710	755
1	8	AO CL RL GL	BK CW	MG MC CH CF GT GM GG GB	OB DB CO

## Towel rails

Towel rail 600 mm

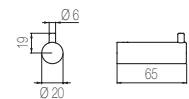


Code	Finishing	Price
<b>CWT5</b>	<b>1</b> Chrome	\$ <b>510</b>

510	665	845	740	770	820
1	8	AO CL RL GL	BK CW	MG MC CH CF GT GM GG GB	OB DB CO

## Clothes hanger

Clothes hanger

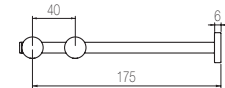
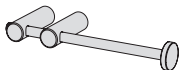


Code	Finishing	Price
<b>CWT1</b>	<b>1</b> Chrome	\$ <b>215</b>

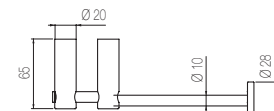
215	275	350	310	320	340
1	8	AO CL RL GL	BK CW	MG MC CH CF GT GM GG GB	OB DB CO

## Toilet roll holder

Toilet roll holder

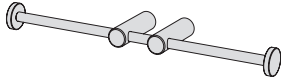


Code	Finishing	Price
<b>CWT2</b>	<b>L</b> Polished Stainless Steel	\$ <b>505</b>



505	660	835	735	760	810
1	8	AO CL RL GL	BK CW	MG MC CH CF GT GM GG GB	OB DB CO

# ROUND ACCESSORIES

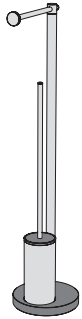
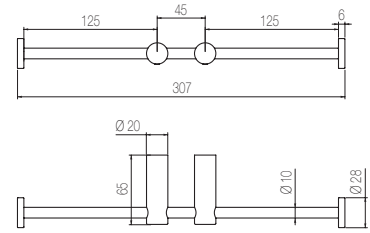


## Toilet roll holder

Double toilet roll holder

Code	Finishing	Price
<b>CWT10</b>	<b>1 Chrome</b>	<b>\$ 575</b>

575	745	945	830
1	8	AO CL RL GL BK CW	
860		915	
MG	MC	CH	CF
GT	GM	GG	GB
OB	DB	CO	

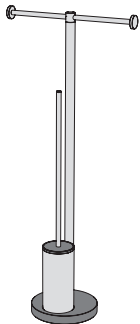
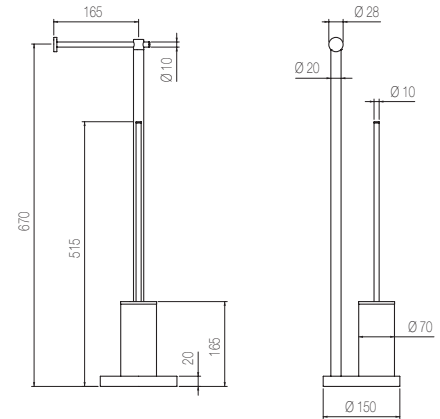


## Free-standing wc set

Free-standing toilet roll and brush holder

Code	Finishing	Price
<b>CWP1</b>	<b>1 Chrome</b>	<b>\$ 1440</b>

1440	1835	2325	2090
1	8	AO CL RL GL BK CW	
2115		2255	
MG	MC	CH	CF
GT	GM	GG	GB
OB	DB	CO	

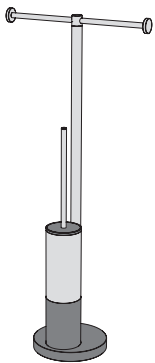
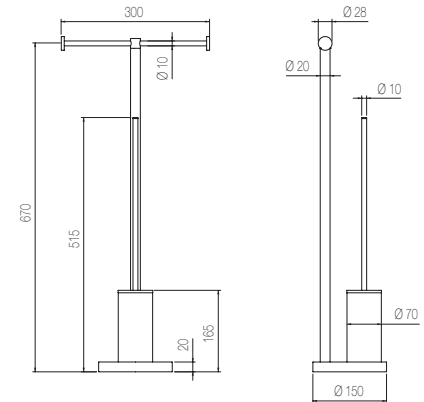


## Free-standing wc set

Free-standing double toilet roll holder and brush holder

Code	Finishing	Price
<b>CWP2</b>	<b>1 Chrome</b>	<b>\$ 1565</b>

1565	1995	2530	2270
1	8	AO CL RL GL BK CW	
2300		2455	
MG	MC	CH	CF
GT	GM	GG	GB
OB	DB	CO	

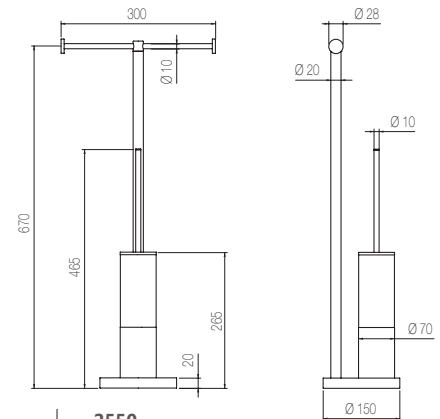


## Free-standing wc set

Free-standing double toilet roll holder and brush holder

Code	Finishing	Price
<b>CWP4</b>	<b>1 Chrome</b>	<b>\$ 1625</b>

1625	2070	2630	2360	2390	2550
1	8	AO CL RL GL BK CW	MG	MC	CH
2390		2550			
CF	GT	GM	GG	GB	OB
DB	CO				

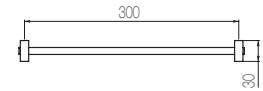


# SQUARE ACCESSORIES

## Towel rails

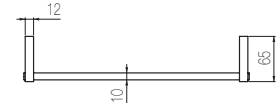


Towel rail 300 mm



Code	Finishing	Price
<b>CWR3</b>	<b>1</b> Chrome	\$ <b>500</b>

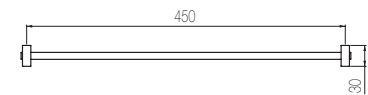
500	650	720	750	795
1	8	BK CW	MG MC CH CF GT GM GG GB	OB DB CO



## Towel rails



Towel rail 450 mm



Code	Finishing	Price
<b>CWR4</b>	<b>1</b> Chrome	\$ <b>520</b>

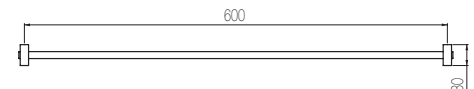
520	675	755	780	830
1	8	BK CW	MG MC CH CF GT GM GG GB	OB DB CO



## Towel rails



Towel rail 600 mm



Code	Finishing	Price
<b>CWR5</b>	<b>1</b> Chrome	\$ <b>570</b>

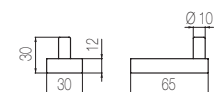
570	740	825	855	910
1	8	BK CW	MG MC CH CF GT GM GG GB	OB DB CO



## Clothes hanger



Clothes hanger



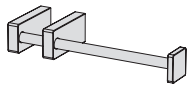
Code	Finishing	Price
<b>CWR1</b>	<b>1</b> Chrome	\$ <b>275</b>

275	355	395	415	440
1	8	BK CW	MG MC CH CF GT GM GG GB	OB DB CO

# SQUARE ACCESSORIES

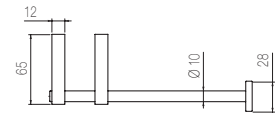
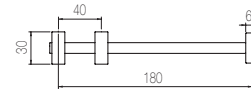
## Toilet roll holder

Toilet roll holder



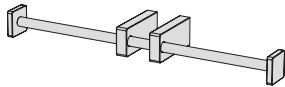
Code	Finishing	Price
<b>CWR2</b>	<b>1</b> Chrome	\$ <b>675</b>

675	875	980	1015								1080		
1	8	BK CW	MG	MC	CH	CF	GT	GM	GG	GB	OB	DB	CO



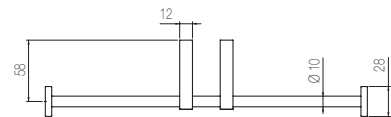
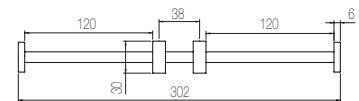
## Toilet roll holder

Double toilet roll holder



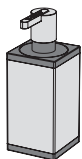
Code	Finishing	Price
<b>CWR10</b>	<b>1</b> Chrome	\$ <b>715</b>

715	935	1040	1075								1145		
1	8	BK CW	MG	MC	CH	CF	GT	GM	GG	GB	OB	DB	CO



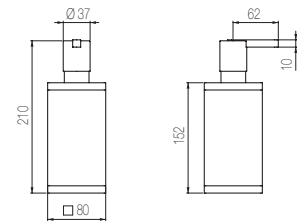
## Soap dispenser

Soap dispenser



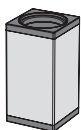
Code	Finishing	Price
<b>CWD3</b>	<b>1</b> Chrome	\$ <b>1600</b>

1600	2080	2360	2400								2560		
1	8	BK CW	MG	MC	CH	CF	GT	GM	GG	GB	OB	DB	CO



## Tumbler

Tumbler



Code	Finishing	Price
<b>CWB3</b>	<b>1</b> Chrome	\$ <b>1360</b>

1360	1735	1995	2055								2135		
1	8	BK CW	MG	MC	CH	CF	GT	GM	GG	GB	OB	DB	CO

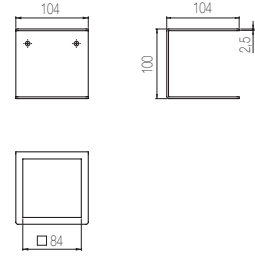


# SQUARE ACCESSORIES

## Wall holder



Wall-mounted holder for soap dispenser, tumbler and toilet brush



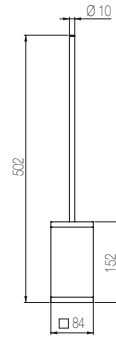
Code	Finishing	Price
<b>CWS6</b>	<b>1</b> Chrome	\$ <b>480</b>

480	625	695	720	770
<b>1</b>	<b>8</b>	<b>BK</b> <b>CW</b>	<b>MG</b> <b>MC</b> <b>CH</b> <b>CF</b> <b>GT</b> <b>GM</b> <b>GG</b> <b>GB</b>	<b>OB</b> <b>DB</b> <b>CO</b>

## Toilet brush



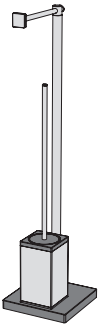
Toilet brush



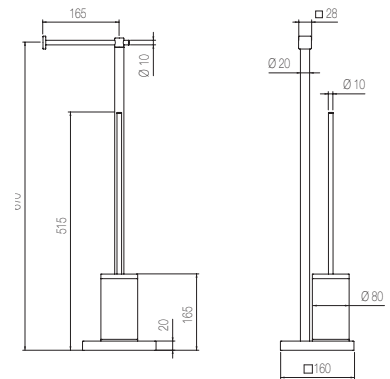
Code	Finishing	Price
<b>CWS5</b>	<b>1</b> Chrome	\$ <b>1200</b>

1200	1560	1740	1800	1920
<b>1</b>	<b>8</b>	<b>BK</b> <b>CW</b>	<b>MG</b> <b>MC</b> <b>CH</b> <b>CF</b> <b>GT</b> <b>GM</b> <b>GG</b> <b>GB</b>	<b>OB</b> <b>DB</b> <b>CO</b>

## Free-standing wc set



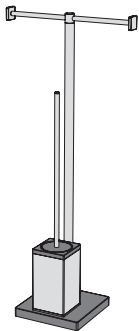
Free-standing toilet roll and brush holder



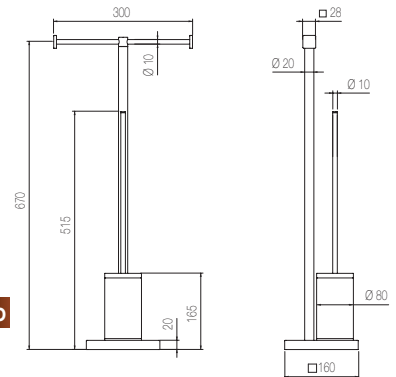
Code	Finishing	Price
<b>CWP5</b>	<b>1</b> Chrome	\$ <b>2705</b>

2705	3520	3925	4060	4330
<b>1</b>	<b>8</b>	<b>BK</b> <b>CW</b>	<b>MG</b> <b>MC</b> <b>CH</b> <b>CF</b> <b>GT</b> <b>GM</b> <b>GG</b> <b>GB</b>	<b>OB</b> <b>DB</b> <b>CO</b>

## Free-standing wc set



Free-standing double toilet roll holder and brush holder



Code	Finishing	Price
<b>CWP6</b>	<b>1</b> Chrome	\$ <b>2720</b>

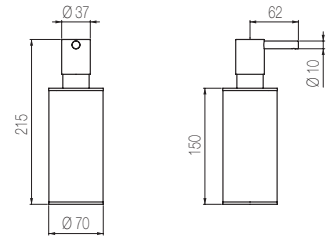
2720	3540	3945	4085	4355
<b>1</b>	<b>8</b>	<b>BK</b> <b>CW</b>	<b>MG</b> <b>MC</b> <b>CH</b> <b>CF</b> <b>GT</b> <b>GM</b> <b>GG</b> <b>GB</b>	<b>OB</b> <b>DB</b> <b>CO</b>

# UNIVERSAL ACCESSORIES



## Soap dispenser

Code	Finishing	Price
<b>CWD1</b>	1 Chrome	\$ 800

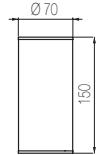


800	1040	1320	1160	1200	1280
1	8	AO CL RL GL	BK CW	MG MC CH CF GT GM GG GB	OB DB CO

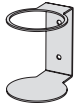


## Tumbler

Code	Finishing	Price
<b>CWB1</b>	L Chrome	\$ 585



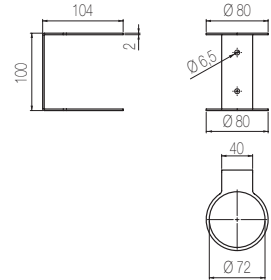
585	760	970	850	880	940
1	8	AO CL RL GL	BK CW	MG MC CH CF GT GM GG GB	OB DB CO



## Wall holder

Wall-mounted holder for soap dispenser, tumbler and toilet brush

Code	Finishing	Price
<b>CWS3</b>	1 Chrome	\$ 255



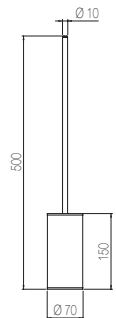
255	330	420	370	380	405
1	8	AO CL RL GL	BK CW	MG MC CH CF GT GM GG GB	OB DB CO



## Toilet brush

Low toilet brush

Code	Finishing	Price
<b>CWS2</b>	1 Chrome	\$ 760



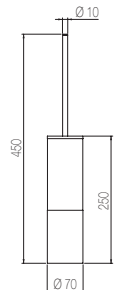
760	990	1255	1100	1140	1215
1	8	AO CL RL GL	BK CW	MG MC CH CF GT GM GG GB	OB DB CO



## Toilet brush

Medium toilet brush

Code	Finishing	Price
<b>CWS4</b>	1 Chrome	\$ 815



815	1060	1340	1180	1220	1300
1	8	AO CL RL GL	BK CW	MG MC CH CF GT GM GG GB	OB DB CO

# UNIVERSAL ACCESSORIES

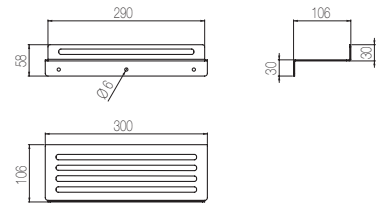
## Shelf

Shelf



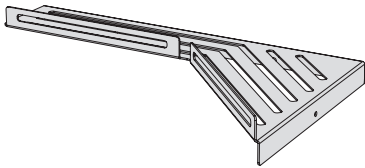
Code	Finishing	Price
<b>CWT7</b>	<b>1</b> Chrome	\$ <b>505</b>

505	660	735	760						810				
1	8	BK CW	MG	MC	CH	CF	GT	GM	GG	GB	OB	DB	CO



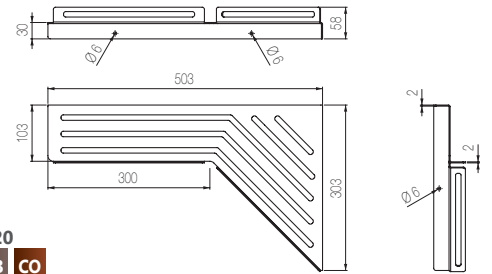
## Corner shelf

Long corner shelf



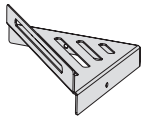
Code	Finishing	Price
<b>CWT8</b>	<b>1</b> Chrome	\$ <b>1015</b>

1015	1315	1470	1520						1620				
1	8	BK CW	MG	MC	CH	CF	GT	GM	GG	GB	OB	DB	CO



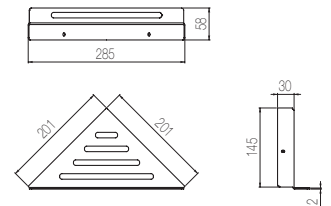
## Corner shelf

Corner shelf



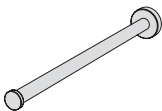
Code	Finishing	Price
<b>CWT9</b>	<b>1</b> Chrome	\$ <b>505</b>

505	660	735	760						810				
1	8	BK CW	MG	MC	CH	CF	GT	GM	GG	GB	OB	DB	CO



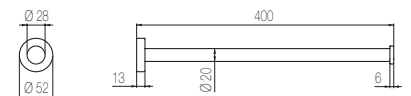
## Towel rails

Towel rail 400 mm




Code	Finishing	Price
<b>CWT6</b>	<b>1</b> Chrome	\$ <b>480</b>

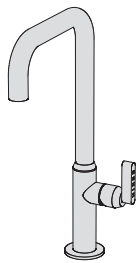
480	625	790	695	720						770								
1	8	AO	CL	RL	GL	BK	CW	MG	MC	CH	CF	GT	GM	GG	GB	OB	DB	CO



# KITCHEN



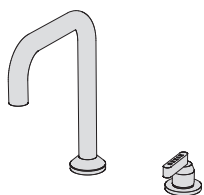
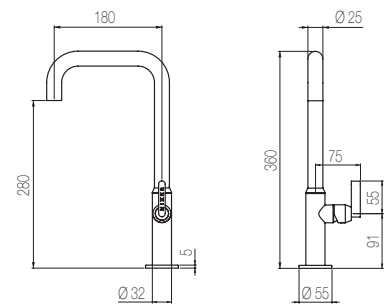
Our kitchen collections are born to celebrate the place of the home which is dedicated to meeting and sharing.  
Different solutions, designed to meet all your needs.



## Koè

Single lever sink mixer with swivel spout

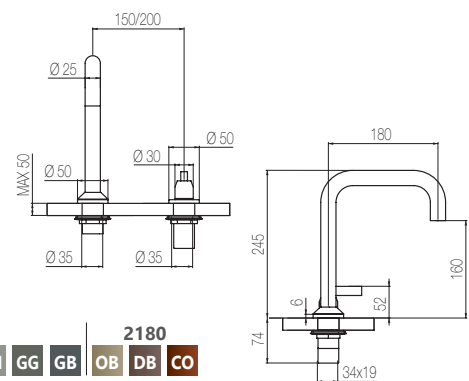
Code	Finishing	Price
<b>KOE6</b>	<b>1</b> Chrome	\$ <b>1330</b>



## Koè 2 fori

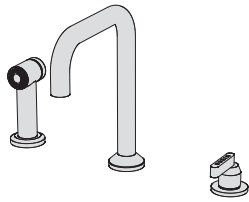
2-hole sink mixer with swivel spout and remote control on deck

Code	Finishing	Price
<b>KOE8</b>	<b>1</b> Chrome	\$ <b>1405</b>





# KITCHEN



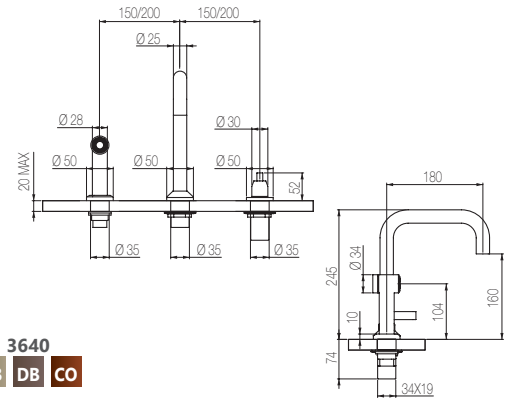
## Koè 3 fori

3-hole sink mixer with swivel spout, remote control on deck and hand shower

Code	Finishing	Price
<b>KT37</b>	<b>1</b> Chrome	\$ <b>2275</b>



2275	2955	3300	3415						3640				
1	8	BK CW	MG	MC	CH	CF	GT	GM	GG	GB	OB	DB	CO



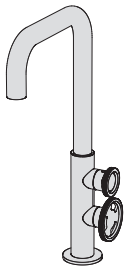
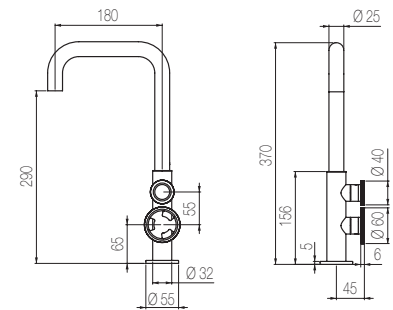
## Tibò rubinetto

Sink tap with swivel spout

Code	Finishing	Price
<b>KT38</b>	<b>1</b> Chrome	\$ <b>1895</b>
<b>LT1</b>	Red Handle	\$ <b>135</b>
* Optional Ø40 red handle for hot water		



1895	2460	3125			2795		2840					3030						
1	8	AO	CL	RL	GL	BK	CW	MG	MC	CH	CF	GT	GM	GG	GB	OB	DB	CO



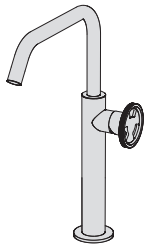
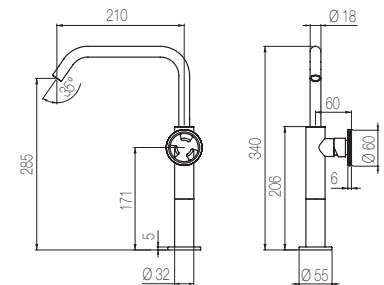
## Tibò miscelatore

Single lever sink mixer with swivel spout

Code	Finishing	Price
<b>TIB3M</b>	<b>1</b> Chrome	\$ <b>1265</b>



1265	1650	2090			1835		1900					2025						
1	8	AO	CL	RL	GL	BK	CW	MG	MC	CH	CF	GT	GM	GG	GB	OB	DB	CO



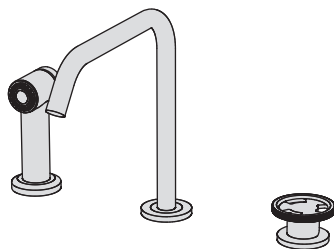
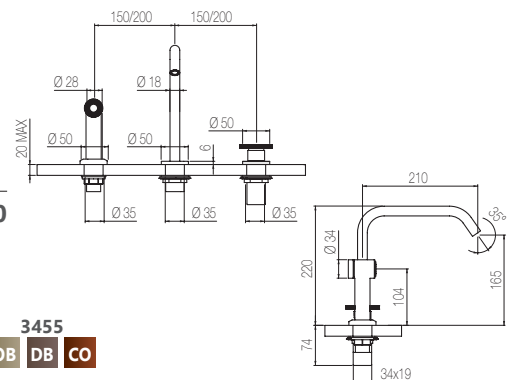
## Tibò 3 fori

3-hole sink mixer with swivel spout, remote control on deck and hand shower

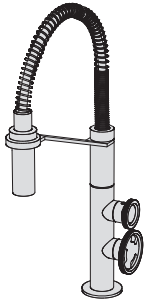
Code	Finishing	Price
<b>KTIB3E</b>	<b>1</b> Chrome	\$ <b>2160</b>



2160	2805	3135			3240						3455			
1	8	BK	CW	MG	MC	CH	CF	GT	GM	GG	GB	OB	DB	CO



# KITCHEN



## Tibò rubinetto D.E.

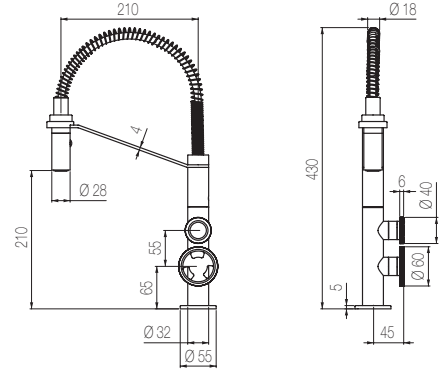
Sink tap with swivel spout and pull-out shower

Code	Finishing	Price
<b>KT33R</b>	<b>1</b> Chrome	\$ <b>2115</b>
<b>LT1</b>	Red Handle	\$ <b>135</b>

\* Optional Ø40 red handle for hot water

2115 | 2750

1 | 8



## Tibò miscelatore D.E.

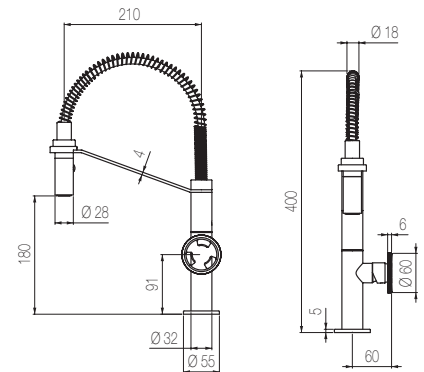
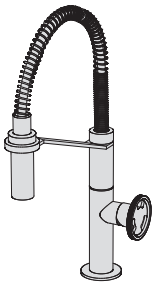
Single lever sink mixer with swivel spout and pull-out shower

Code	Finishing	Price
<b>KT33M</b>	<b>1</b> Chrome	\$ <b>1615</b>



1615 | 2100

1 | 8



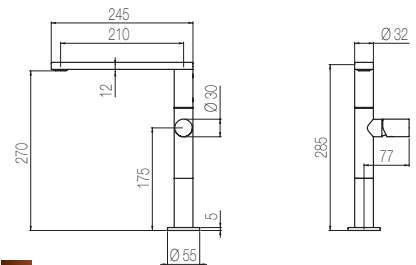
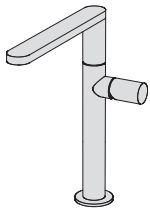
## Emy Fix

Single lever sink mixer with swivel spout

Code	Finishing	Price
<b>KT14</b>	<b>1</b> Chrome	\$ <b>1450</b>



1450 | 1885 | 2105 | 2175 | 2320  
1 | 8 | BK | CW | MG | MC | CH | CF | GT | GM | GG | GB | OB | DB | CO



## Emy D.E.

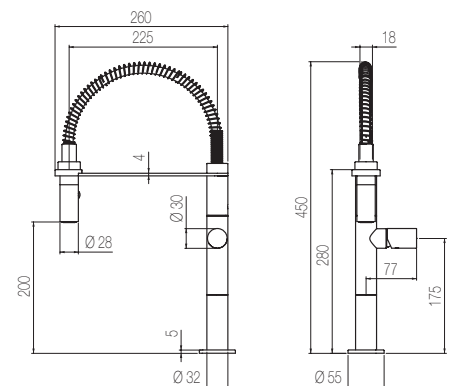
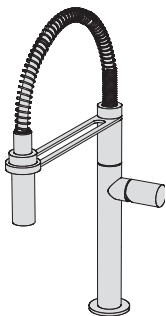
Single lever sink mixer with swivel spout and pull-out shower

Code	Finishing	Price
<b>KT14E</b>	<b>1</b> Chrome	\$ <b>1655</b>



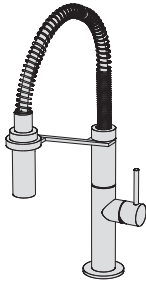
1655 | 2150

1 | 8



# KITCHEN

## Bomo D.E.



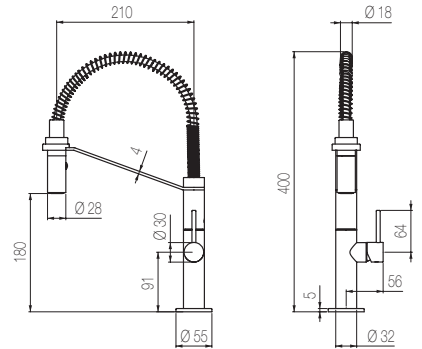
Single lever sink mixer with swivel spout and pull-out shower

Code	Finishing	Price
KT16E	1 Chrome	\$ 1515

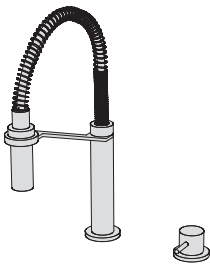


C10.00.0013

1515 | 1970



## Bomo 2 fori D.E.



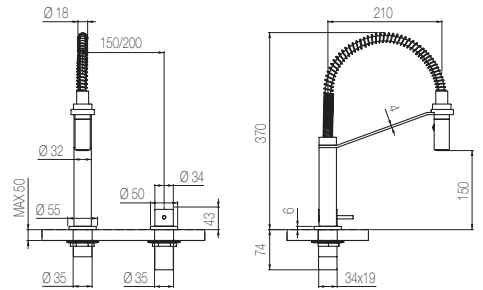
2-hole sink mixer with swivel spout, pull-out shower and remote control on deck

Code	Finishing	Price
KT17M	1 Chrome	\$ 1745

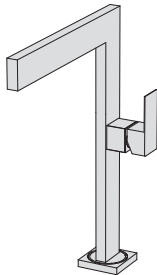


C10.00.0013

1745 | 2265



## Hito Cinquantuno



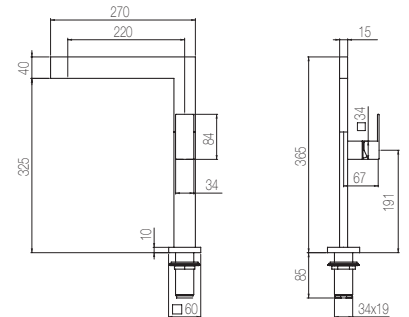
Single lever sink mixer with swivel spout

Code	Finishing	Price
KT10	1 Chrome	\$ 3065

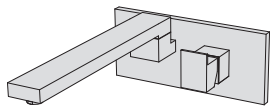


C10.00.0020 C13.00.0017

3065 | 3985 | 4445 | 4600 | 4905  
 1 | 8 | BK | CW | MG | MC | CH | CF | GT | GM | GG | GB | OB | DB | CO



## Hito Novantuno



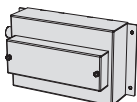
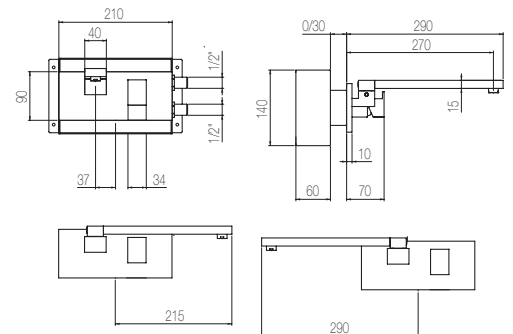
External part for wall-mounted sink mixer with swivel spout

Code	Finishing	Price
KT11N	1 Chrome	\$ 2260



C13.00.0067

2260 | 2935 | 13275 | 3390 | 3610  
 1 | 8 | BK | CW | MG | MC | CH | CF | GT | GM | GG | GB | OB | DB | CO



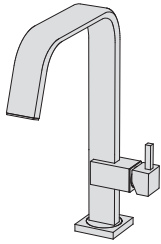
## Built-in part

Code	Finishing	Price
IST10		\$ 520

# KITCHEN

## Hito Trentuno

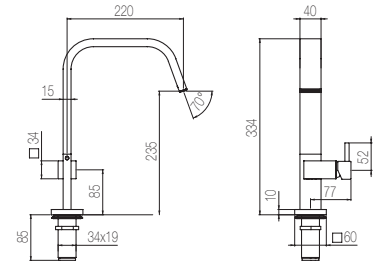
Single lever sink mixer with swivel spout



Code	Finishing	Price
<b>KT12</b>	<b>1</b> Chrome	\$ <b>2485</b>

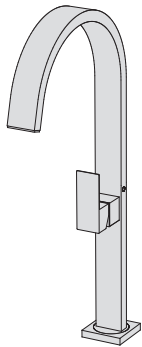


2485	3235	3605	3730						3980				
1	8	BK CW	MG	MC	CH	CF	GT	GM	GG	GB	OB	DB	CO



## Hito Sessantuno

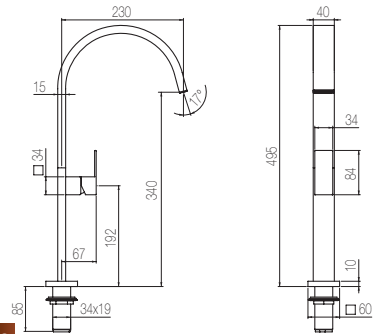
Single lever sink mixer with swivel spout



Code	Finishing	Price
<b>KT31</b>	<b>1</b> Chrome	\$ <b>2545</b>

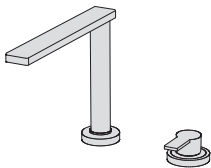


2545	3310	3690	3820						4075				
1	8	BK CW	MG	MC	CH	CF	GT	GM	GG	GB	OB	DB	CO



## Kyo abbattibile 2 fori

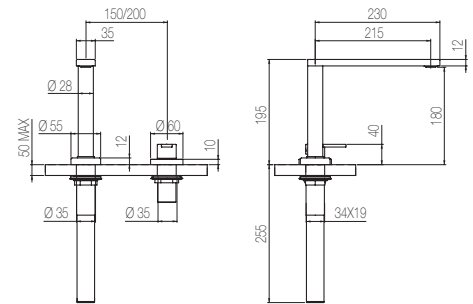
2-hole sink mixer with retractable swivel spout and remote control on deck



Code	Finishing	Price
<b>KT18D</b>	<b>1</b> Chrome	\$ <b>2025</b>

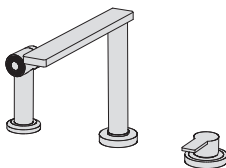


2025	2635
1	8



## Kyo abbattibile 3 fori

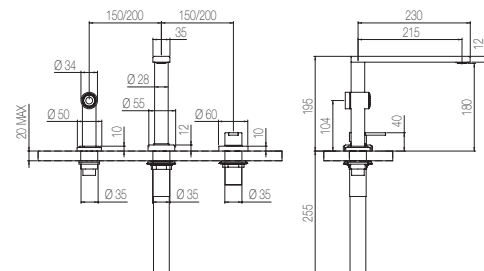
3-hole sink mixer with retractable swivel spout, remote control on deck and hand shower



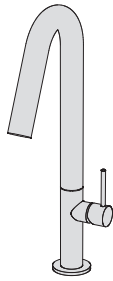
Code	Finishing	Price
<b>KT18T</b>	<b>1</b> Chrome	\$ <b>2795</b>



2795	3630
1	8



# KITCHEN



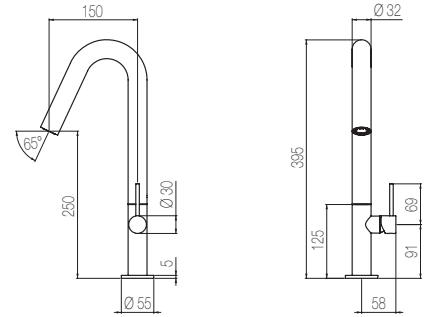
## Nuba

Single lever sink mixer with swivel spout

Code	Finishing	Price
<b>KT16</b>	<b>1</b> Chrome	\$ <b>1105</b>



1105	1440	1605					1660				
1	8	BK	CW	MG	MC	CH	CF	GT	GM	GG	GB



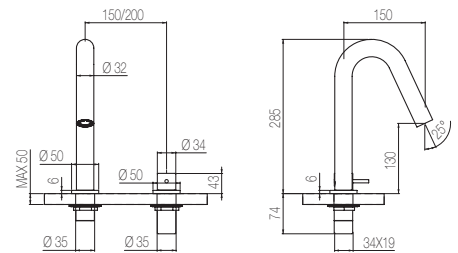
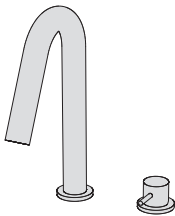
## Nuba 2 fori

2-hole sink mixer with swivel spout and remote control on deck

Code	Finishing	Price
<b>KT16D</b>	<b>1</b> Chrome	\$ <b>1315</b>



1315	1710	1910					1975				
1	8	BK	CW	MG	MC	CH	CF	GT	GM	GG	GB



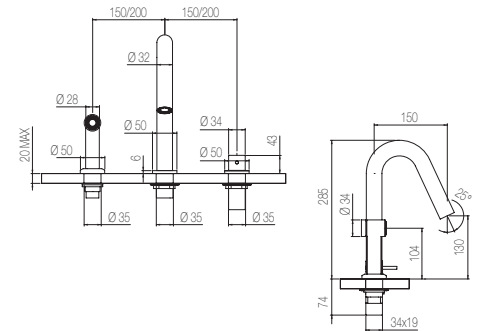
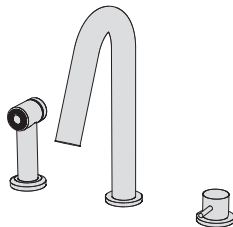
## Nuba 3 fori

2-hole sink mixer with swivel spout, remote control on deck and hand shower

Code	Finishing	Price
<b>KT16T</b>	<b>1</b> Chrome	\$ <b>2200</b>



2200	2865
1	8



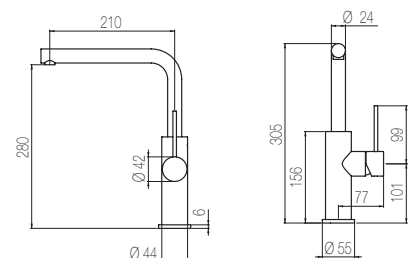
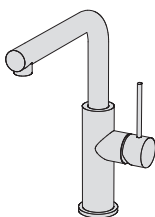
## Mum

Single lever sink mixer with swivel spout

Code	Finishing	Price
<b>KT20</b>	<b>1</b> Chrome	\$ <b>1600</b>

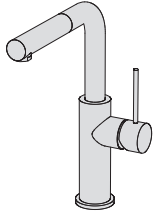


1600	2080	2320					2400				
1	8	BK	CW	MG	MC	CH	CF	GT	GM	GG	GB



# KITCHEN

## Mum D.E.

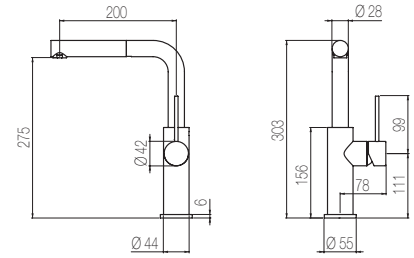


Single lever sink mixer with swivel spout and pull-out shower

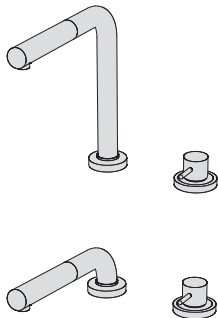
Code	Finishing	Price
<b>KT20E</b>	<b>1</b> Chrome	\$ <b>1455</b>



1455	1890	2105	2180								
1	8	BK	CW	MG	MC	CH	CF	GT	GM	GG	GB



## Ribor abbattibile 2 fori estraibile

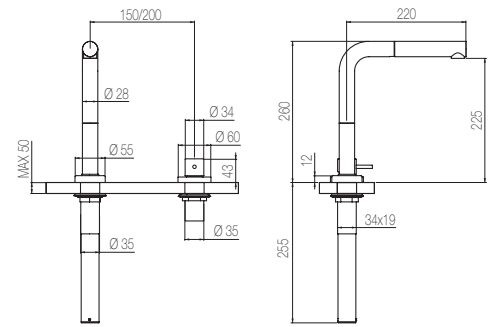


2-hole sink mixer with swivel and retractable spout with pull-out shower and remote control on deck

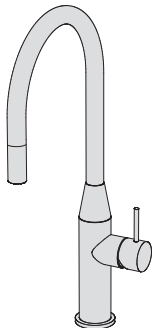
Code	Finishing	Price
<b>KT19E</b>	<b>1</b> Chrome	\$ <b>1745</b>



1745	2265
1	8



## Koon D.E.

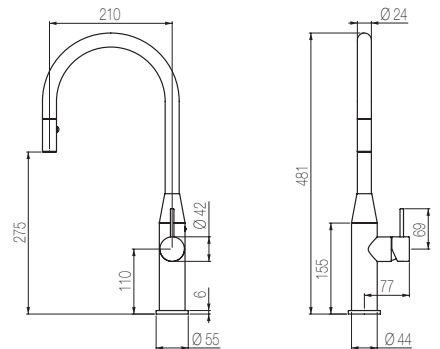


Single lever sink mixer with swivel spout and pull-out shower

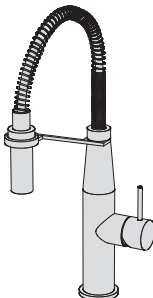
Code	Finishing	Price
<b>KT36E</b>	<b>1</b> Chrome	\$ <b>1645</b>



1645	2140
1	8



## Koon D.E.

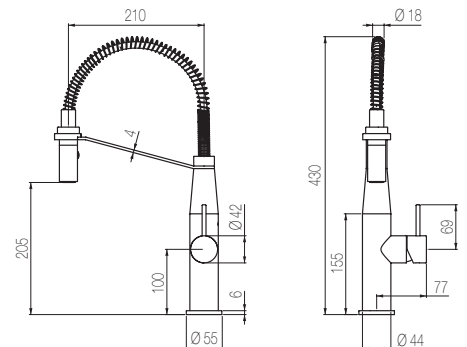


Single lever sink mixer with swivel spout and pull-out shower

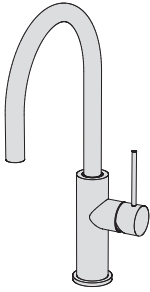
Code	Finishing	Price
<b>KT36M</b>	<b>1</b> Chrome	\$ <b>2085</b>



2085	2710
1	8



# KITCHEN



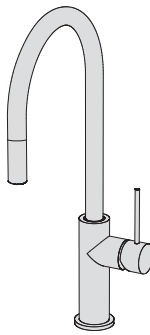
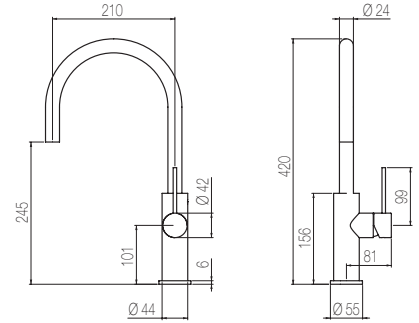
## Mura

Single lever sink mixer with swivel spout

Code	Finishing	Price
<b>KT21</b>	<b>1</b> Chrome	\$ <b>1510</b>



1510	1960	2190	2265							
1	8	BK CW	MG	MC	CH	CF	GT	GM	GG	GB



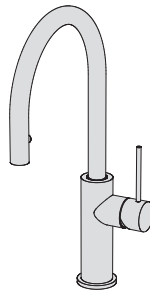
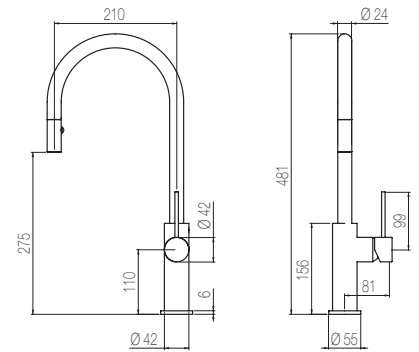
## Mura D.E.

Single lever sink mixer with swivel spout and pull-out shower

Code	Finishing	Price
<b>KT21E</b>	<b>1</b> Chrome	\$ <b>1570</b>



1570	2040
1	8



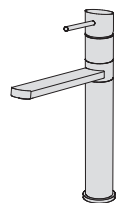
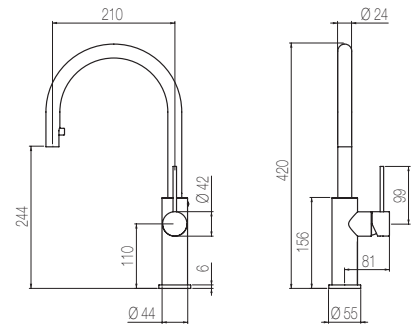
## Mura D.E.S.

Single lever sink mixer with swivel spout and hidden pull-out shower

Code	Finishing	Price
<b>KT21S</b>	<b>1</b> Chrome	\$ <b>1620</b>



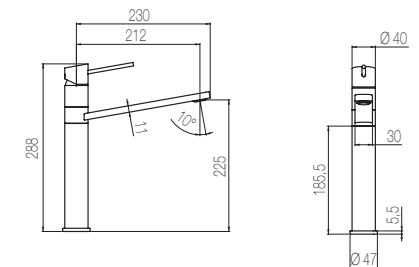
1620	2105	2350	2430							
1	8	BK CW	MG	MC	CH	CF	GT	GM	GG	GB



## Lato Alto

Single lever sink mixer with swivel spout

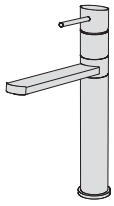
Code	Finishing	Price
<b>KT22</b>	<b>1</b> Chrome	\$ <b>905</b>



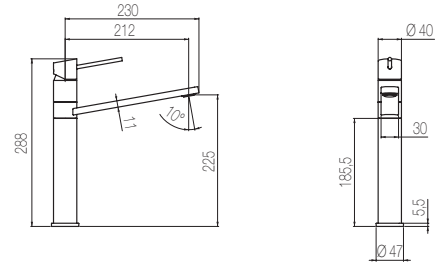
# KITCHEN

## Lato Basso

Single lever sink mixer with swivel spout

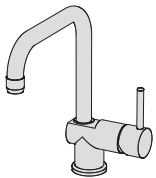


Code	Finishing	Price
<b>KT22B</b>	<b>1 Chrome</b>	<b>\$ 840</b>

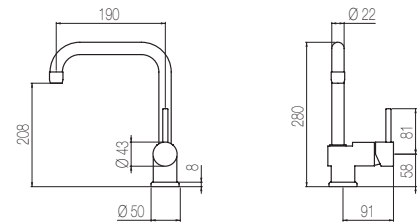


## Bibo

Single lever sink mixer with swivel spout

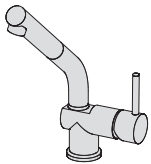


Code	Finishing	Price
<b>KT25</b>	<b>1 Chrome</b>	<b>\$ 465</b>

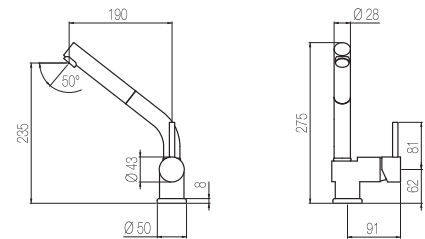


## Bibo D.E.

Single lever sink mixer with swivel spout and pull-out shower



Code	Finishing	Price
<b>KT25E</b>	<b>1 Chrome</b>	<b>\$ 895</b>

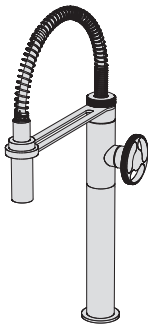




# KITCHEN



As in the best recipes, excellence is a balance between craftsmanship and quality. Radomonte kitchen tapware collections: the durability and resistance of a stainless steel product combined with a refined and contemporary design.



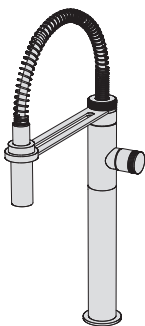
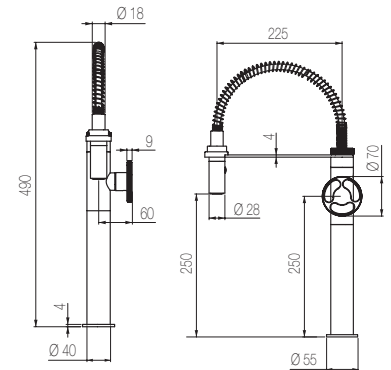
## Kato D.E.

Single lever sink mixer with pull-out shower and swivel spout

Code	Finishing	Price
<b>CUC58</b>	<b>S</b> Acciaio spazz. / Brushed steel	\$ <b>1.185</b>



1.185 | 1.304 | 1.304 | 1.304



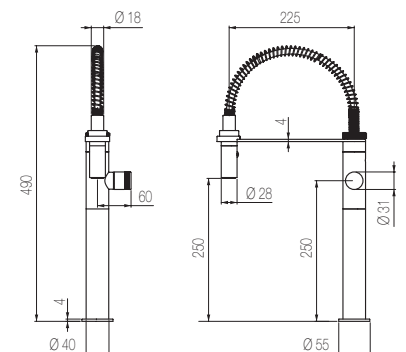
## Hiro D.E.

Single lever sink mixer with pull-out shower and swivel spout

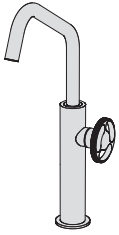
Code	Finishing	Price
<b>CUC57</b>	<b>S</b> Brushed steel	\$ <b>3380</b>



3380 | 3720



# KITCHEN



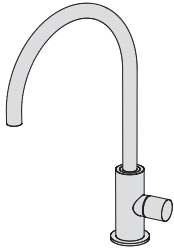
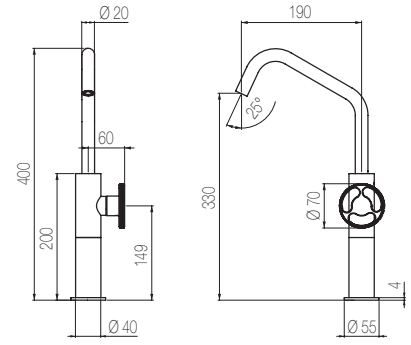
## Kato

Single lever sink mixer with swivel spout

Code	Finishing	Price
<b>KAT3</b>	<b>S</b> Brushed steel	\$ <b>3290</b>



3290	3615	3615	3615	5460	5460	5460	5460
<b>S</b>	<b>L</b>	<b>SR</b>	<b>SN</b>	<b>CS</b>	<b>RS</b>	<b>GS</b>	<b>BS</b>



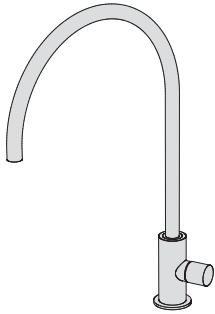
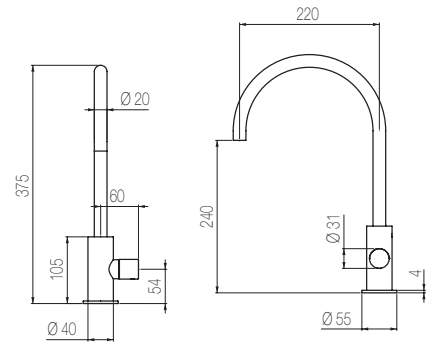
## Hiro

Single lever sink mixer with bridge-shaped swivel spout

Code	Finishing	Price
<b>CUC96</b>	<b>S</b> Brushed steel	\$ <b>2430</b>



2430	2675	3995	3995	3995	3995
<b>S</b>	<b>L</b>	<b>CS</b>	<b>RS</b>	<b>GS</b>	<b>BS</b>



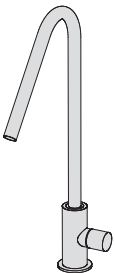
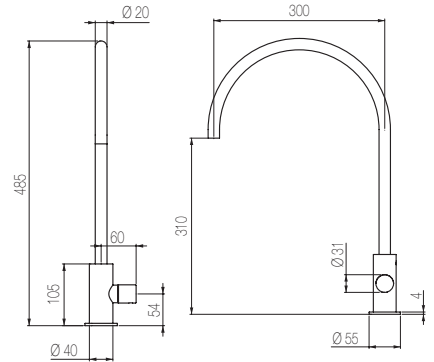
## Hiro

Single lever sink mixer with big bridge-shaped swivel spout

Code	Finishing	Price
<b>CUC95</b>	<b>S</b> Brushed steel	\$ <b>2495</b>



2495	2755	4155	4155	4155	4155
<b>S</b>	<b>L</b>	<b>CS</b>	<b>RS</b>	<b>GS</b>	<b>BS</b>



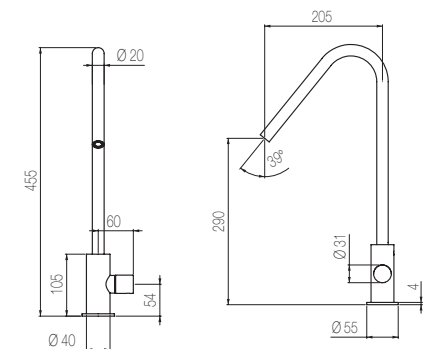
## Hiro

Single lever sink mixer with swivel spout

Code	Finishing	Price
<b>CUC98</b>	<b>S</b> Brushed steel	\$ <b>2495</b>



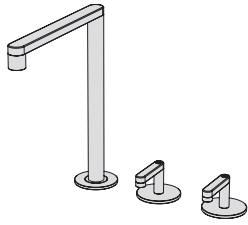
2495	2755	4155	4155	4155	4155
<b>S</b>	<b>L</b>	<b>CS</b>	<b>RS</b>	<b>GS</b>	<b>BS</b>



# KITCHEN

## Kira

3-hole sink tap with swivel spout

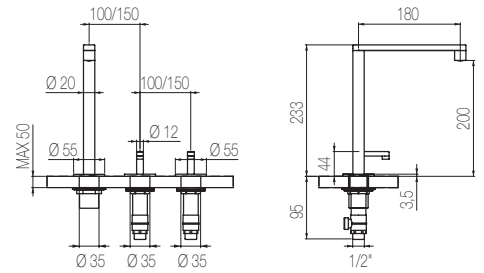


Code Finishing Price

**CUK2** S Brushed steel \$ **3995**

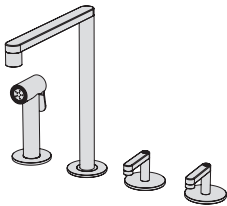


3995 | 4425 | 6675 | 6675 | 6675 | 6675



## Kira

4-hole sink tap with swivel spout and pull-out shower

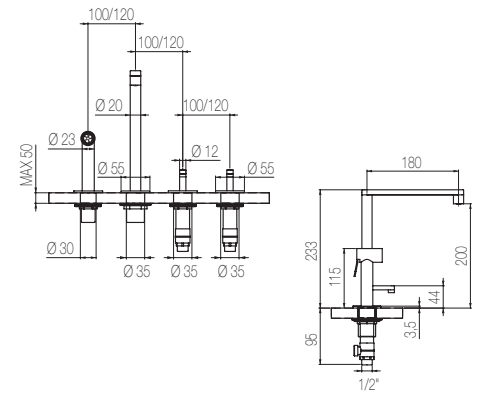


Code Finishing Price

**CUK1** S Brushed steel \$ **5550**



5550 | 6110 | 9220 | 9220 | 9220 | 9220



## Toki

2-hole sink mixer with big swivel bridge-shaped spout and remote control on deck

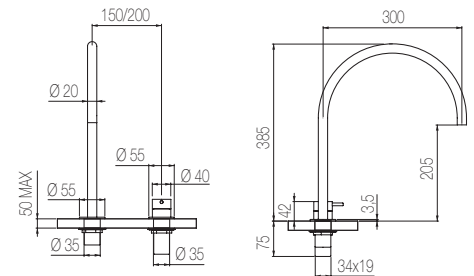


Code Finishing Price

**TKI33** S Brushed steel \$ **2315**




2315 | 2545 | 3845 | 3845 | 3845 | 3845



## Toki

2-hole sink mixer with swivel bridge-shaped spout and remote control on deck

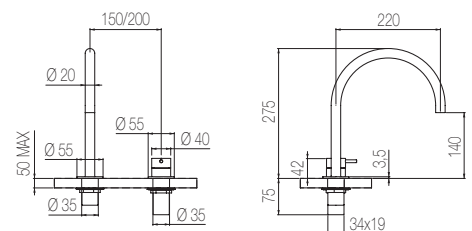


Code Finishing Price

**TKI32** S Brushed steel \$ **2250**



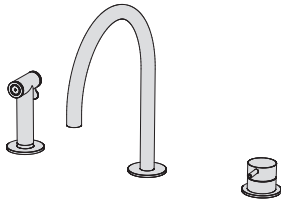
2250 | 2475 | 3735 | 3735 | 3735 | 3735



# KITCHEN

## Toki

3-hole sink mixer with swivel bridge-shaped spout, remote control on deck and pull-out shower



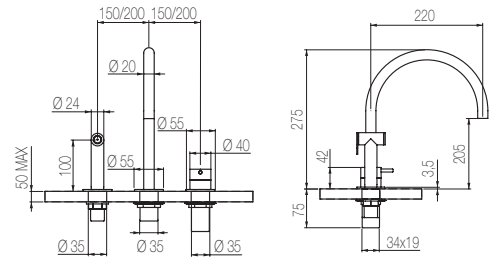
Code Finishing Price

**CUC56** S Brushed steel \$ **3995**



3995 | 4425 | 6675 | 6675 | 6675 | 6675

S | L | CS | RS | GS | BS



## Toki

3-hole sink mixer with big swivel bridge-shaped spout, remote control on deck and pull-out shower



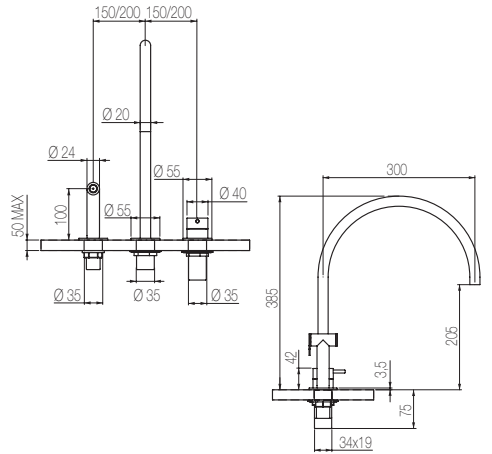
Code Finishing Price

**CUC54** S Brushed steel \$ **4055**



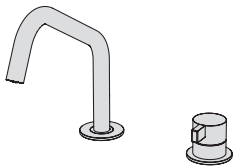
4055 | 4460 | 6730 | 6730 | 6730 | 6730

S | L | CS | RS | GS | BS



## Toox

2-hole sink mixer with swivel spout and remote control on deck



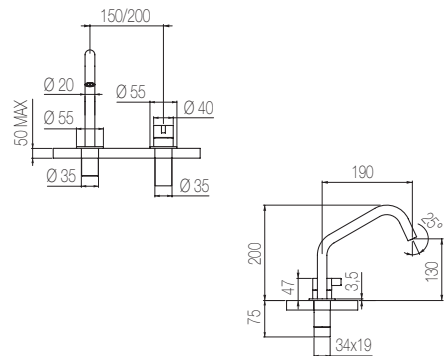
Code Finishing Price

**TQN31** S Brushed steel \$ **2380**



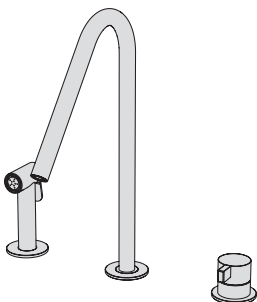
2380 | 2620 | 3950 | 3950 | 3950 | 3950

S | L | CS | RS | GS | BS



## Toox

3-hole sink mixer with swivel spout, remote control on deck and pull-out shower



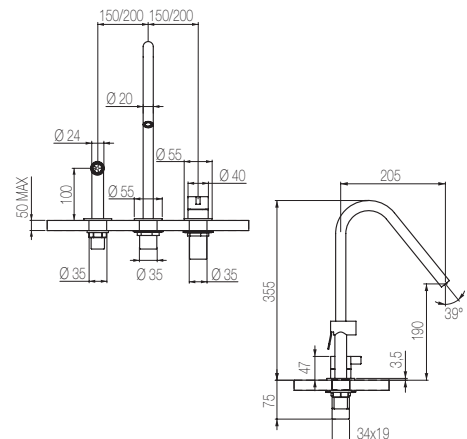
Code Finishing Price

**CUC5** S Brushed steel \$ **4055**



4055 | 4460 | 6730 | 6730 | 6730 | 6730

S | L | CS | RS | GS | BS



---

# Project

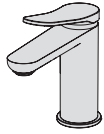
PROJECT



The PROJECT brand is dedicated to the production of bathroom and kitchen faucets, bathroom accessories and wellness products for the world of contract and large-scale supply needs. Innovative solutions and contemporary design. GEDA, a reliable partner for your major projects. For more information and additional product offering, visit [gedanextage.com](https://gedanextage.com)



# TELL

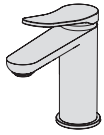
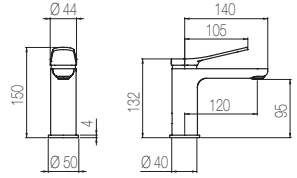


## Basin Mixer

Single lever basin mixer without drain

Code	Finishing	Price
TEL1	1 Chrome	\$ 490
	C10.00.0019	C13.00.0014

490	635	710	735						785				
1	8	BK CW	MG	MC	CH	CF	GT	GM	GG	GB	OB	DB	CO

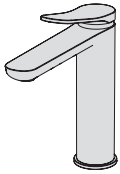
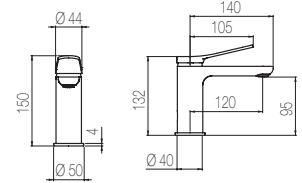


## Basin Mixer

Single lever basin mixer with universal click-clack drain

Code	Finishing	Price
TEL1D	1 Chrome	\$ 555
	C10.00.0019	C13.00.0014

555	725	810	835							
1	8	BK CW	MG	MC	CH	CF	GT	GM	GG	GB

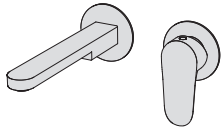
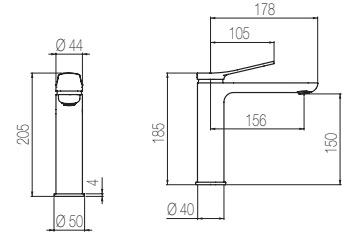


## Basin Mixer

Single lever medium basin mixer without drain

Code	Finishing	Price
TEL2	1 Chrome	\$ 635
	C10.00.0019	C13.00.0014

635	825	920	950						1015				
1	8	BK CW	MG	MC	CH	CF	GT	GM	GG	GB	OB	DB	CO

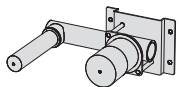
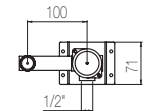
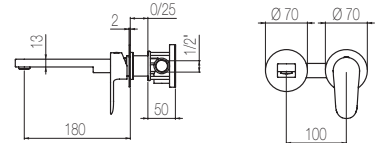


## Wall Basin Mixer

2 hole basin group with wall remove control and spout, without drain

Code	Finishing	Price
VKN84	1 Chrome	\$ 700
		C13.00.0014

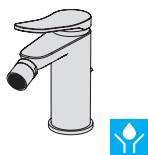
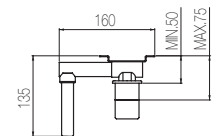
700	910	1015	1050						1115				
1	8	BK CW	MG	MC	CH	CF	GT	GM	GG	GB	OB	DB	CO



## Built-In Part

2 hole basin group with wall remove control and spout, without drain

Code	Finishing	Price
IGN84	1 Chrome	\$ 375

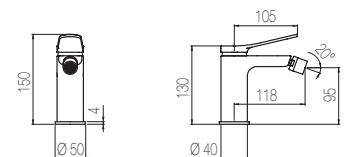


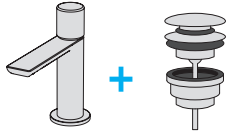
## Bidet Mixer

Single lever bidet mixer without drain

Code	Finishing	Price
TEL14	1 Chrome	\$ 495
	C10.00.0019	C13.00.0020

495	645	720	745						795				
1	8	BK CW	MG	MC	CH	CF	GT	GM	GG	GB	OB	DB	CO





## Basin Mixer

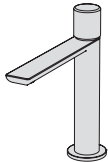
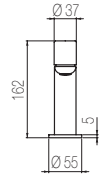
Single lever basin mixer with universal click-clack drain

Code	Finishing	Price
ZOE1D	1 Chrome	\$ 510



C10.00.0030

C13.00.0014



## Basin Mixer

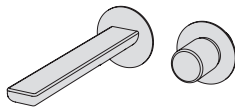
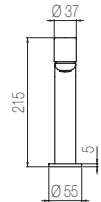
Single lever medium basin mixer without drain

Code	Finishing	Price
ZOE2	1 Chrome	\$ 540



C10.00.0030

C13.00.0014



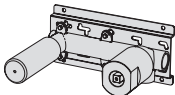
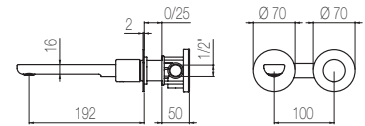
## Wall Basin Mixer

2 hole basin group with wall remove control and spout, without drain

Code	Finishing	Price
ZON84	1 Chrome	\$ 785



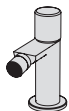
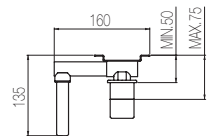
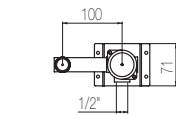
C13.00.0014



## Built-In Part

2 hole basin group with wall remove control and spout, without drain

Code	Finishing	Price
IGN84	1 Chrome	\$ 375



## Bidet Mixer

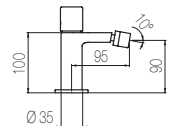
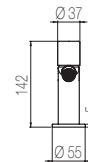
Single lever bidet mixer without drain

Code	Finishing	Price
ZOE14	1 Chrome	\$ 460

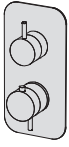


C10.00.0030

C13.00.0020



# PROJECT SHOWER



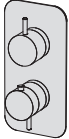
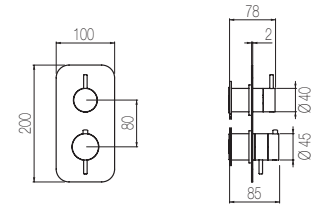
## Multiplo 2-way thermostatic mixer

Code	Finishing	Price
ETT2	1 Chrome	\$ 1290



C10.00.0017  
C10.00.0011

1290	1675	1870	1935						2065				
1	8	BK CW	MG	MC	CH	CF	GT	GM	GG	GB	OB	DB	CO



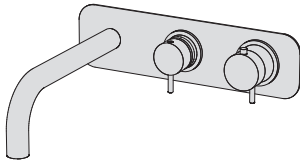
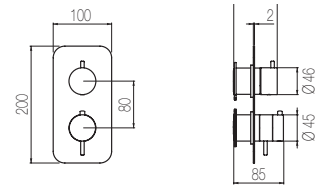
## Multiplo 3-way thermostatic mixer

Code	Finishing	Price
ETT3	1 Chrome	\$ 1875



C10.00.0017  
C10.00.0011

1875	2440	2720	2760						3000				
1	8	BK CW	MG	MC	CH	CF	GT	GM	GG	GB	OB	DB	CO



## Horizontal Thermostatic Bath Mixer

Thermostatic bath mixer with 2-way rotating diverter and integrated spout.

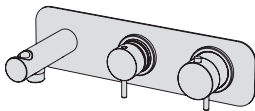
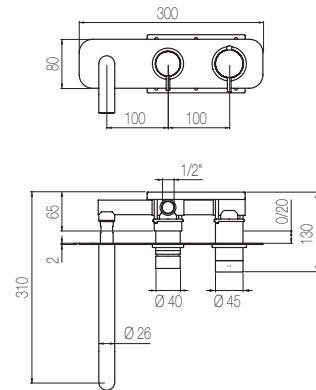
Code	Finishing	Price
ENT5	1 Chrome	\$ 1995



C13.00.0062

1995	2595	2895	2995						3195				
1	8	BK CW	MG	MC	CH	CF	GT	GM	GG	GB	OB	DB	CO

Requires ISN81 Built-in Part



## Horizontal Thermostatic Bath Mixer

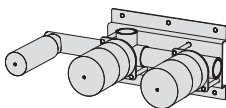
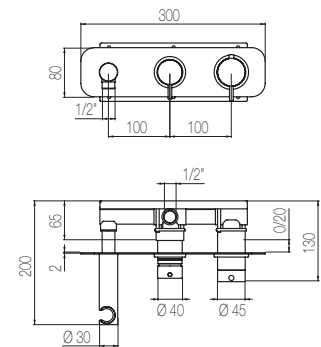
Thermostatic shower mixer with 2-way rotating diverter, wall outlet with holder, handshower and 150cm flexible hose.

Code	Finishing	Price
ETT4N	1 Chrome	\$ 1940



1940	2525	2795	2855						3045				
1	8	BK CW	MG	MC	CH	CF	GT	GM	GG	GB	OB	DB	CO

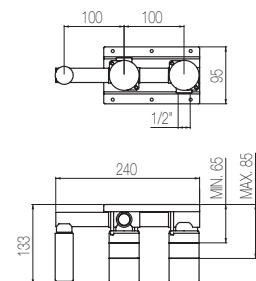
Requires ISN81 Built-in Part



## Built-In Part

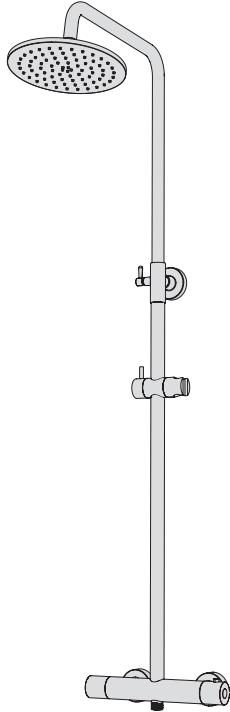
Max flow rate at 3 bar (free way out) is 26 Lt/m  
Required for ETT4N & ENT5

Code	Finishing	Price
ISN81	1 Chrome	\$ 1720





# PROJECT SHOWER



## Bingo Thermostatic Column

External thermostatic column with integrated diverter, telescopic rail and Ø200mm shower head

Code	Finishing	Price
<b>CLN25</b>	<b>1</b> Chrome	\$ <b>1815</b>

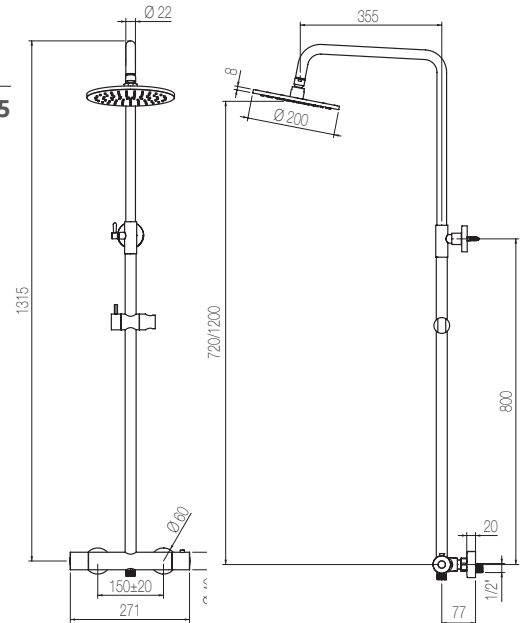
1815	3945	4145									
<b>1</b>	<b>BK</b>	<b>CW</b>	<b>MG</b>	<b>MC</b>	<b>CH</b>	<b>CF</b>	<b>GT</b>	<b>GM</b>	<b>GG</b>	<b>GB</b>	

### Maximum free flow

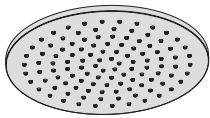
BAR	1	2	3
Showerhead			
l/min	9.1	12.2	12.5

### Showerhead

l/min	9.1	12.2	12.5
-------	-----	------	------



For hand shower and flexible hose. See pg 185



## Noha Shower head

Inspectionable round shower head Ø250mm thickness 8 mm

Code	Finishing	Price
<b>SFT25</b>	Varnished	\$ <b>695</b>

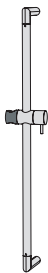
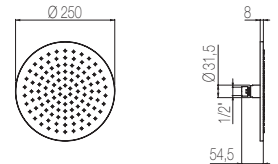
695	900	1145			1005		1040						1110				
<b>1</b>	<b>8</b>	<b>CL</b>	<b>RL</b>	<b>GL</b>	<b>BK</b>	<b>CW</b>	<b>MG</b>	<b>MC</b>	<b>CH</b>	<b>CF</b>	<b>GT</b>	<b>GM</b>	<b>GG</b>	<b>GB</b>	<b>OB</b>	<b>DB</b>	<b>CO</b>

### Maximum free flow

BAR	1	2	3
Showerhead			
l/min	9.1	12.2	12.5

### Showerhead

l/min	9.1	12.2	12.5
-------	-----	------	------

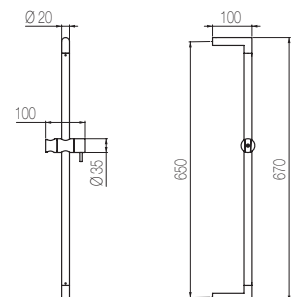


## Shower Bar

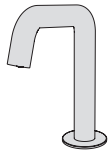
KOLOR New shower bar.

Code	Finishing	Price
<b>ASO13</b>	Varnished	\$ <b>775</b>

775	800						855					
<b>BK</b>	<b>CW</b>	<b>MG</b>	<b>MC</b>	<b>CH</b>	<b>CF</b>	<b>GT</b>	<b>GM</b>	<b>GG</b>	<b>GB</b>	<b>OB</b>	<b>DB</b>	<b>CO</b>



# AKÈ



## Akè sensor system

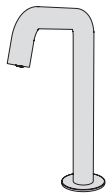
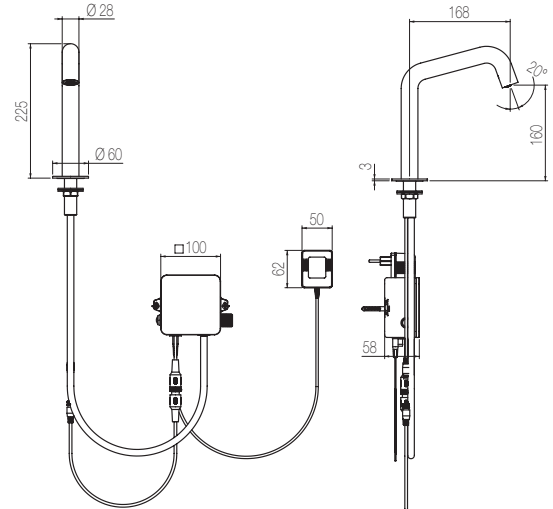
Deck-mounted spout with sensor

Code	Finishing	Price
<b>AKE1</b>	<b>1</b> Chrome	\$ <b>1280</b>



C13.00.0043

1280	1665	2110	1855
1	8	CL RL GL BK CW	
1920		2050	
MG MC CH CF GT GM GG GB OB DB CO			



## Akè sensor system

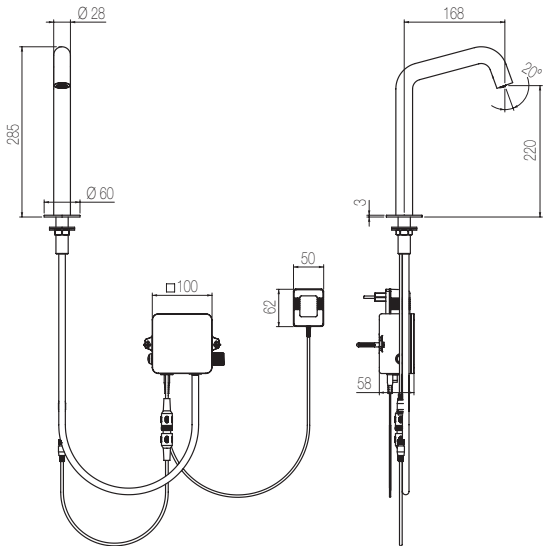
Deck-mounted high spout with sensor

Code	Finishing	Price
<b>AKE2</b>	<b>1</b> Chrome	\$ <b>1345</b>



C13.00.0043

1345	1750	2200	1950
1	8	CL RL GL BK CW	
2020		2155	
MG MC CH CF GT GM GG GB OB DB CO			



## Akè sensor system


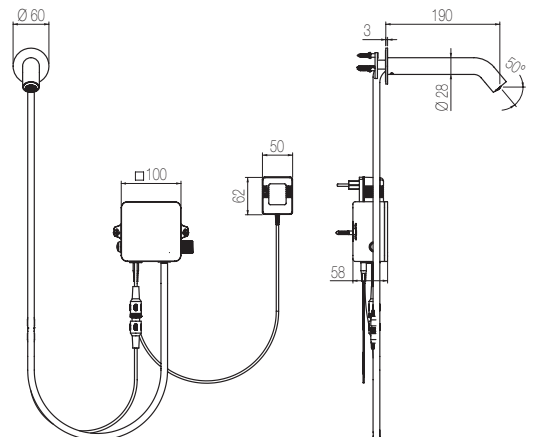
Wall-mounted spout with sensor

Code	Finishing	Price
<b>AKE3</b>	<b>1</b> Chrome	\$ <b>1280</b>



C13.00.0043

1280	1665	2110	1855
1	8	CL RL GL BK CW	
1920		2050	
MG MC CH CF GT GM GG GB OB DB CO			



## Mixer for sensor system

Under-basin tap for sensor spouts Akè for temperature and flow regulation

Code	Finishing	Price
<b>AKR0</b>	<b>1</b> Chrome	\$ <b>295</b>

# WARRANTY

## Product warranties

See details in instruction booklet/warranty provided with the product.

Chrome plating warranty for peeling	10 Years
Other finishes warranty for peeling	5 Years
Connection hoses	5 Years
Gaskets or Sealing elements	2 Years
Mixing Cartridges & Ceramic Valves	10 Years*
Thermostatic Cartridges & Diverters	2 Years*
Handshowers, flex hoses, plastic parts	2 Years
Shower head and Ceiling Plates	2 Years**
All other defects not expressly indicated	2 Years

\* when pressure values are respected, and for low water hardness values

\*\*if supplied flow reducers are installed, pressure values respected, and for low water hardness values, and product undergoes routine cleaning.

## Returns

All items in this price list are considered special orders, and not eligible for returns or cancellation.

## Repair and replacement

Repairs/replacements made under warranty are free of charge. A quote will be prepared for any repairs/replacements not covered under the warranty, based on which you can decide whether to go ahead with the repair/replacement or not. Products returned to GEDA s.r.l. always undergo repair (where possible) and are never automatically replaced with a new product of the same kind.

GEDA s.r.l. may, at its sole discretion, opt to replace parts or products that cannot be repaired or whose repair is not a viable option, in which case you will be charged the cost of the material being replaced; you will be advised of the relevant costs beforehand. Under no circumstances can you demand to have the returned product replaced with a new one from our stock.

In the same way, under no circumstances can you request a new product as a replacement without first sending back the product due to be returned.

**Technical assistance:** [assistenza@gedanextage.com](mailto:assistenza@gedanextage.com)

N.B.: We are not responsible for any inaccuracies herein where they are due to typographical or transcription errors.

GEDA s.r.l. reserves the right to change, without previous notice, materials, finishings, prices and dimensions of its products.



**RADOMONTE**  
- VENEZIA -



## 2024 PRICE LIST

CANADA

U.S.A.



**streamline**  
CANADA  
Designer Brands for Kitchen & Bath

ORDERS@STREAMLINECANADA.CA



ORDERDESK@ALOREDESIGN.COM



**1-866-503-9796**