

cavalli
KITCHEN & BATH

2025 PRICELIST



aloredesign.com
streamlinecanada.ca

ITALIAN MADE. MADE FOR YOU.

We are proud to introduce our personalized brand CAVALLI ITALY which is exclusively made in Italy by well established, respected, and innovative Italian Manufacturers.

We've curated the selection to include unique items we believe are missing, yet in high demand in North America. You can trust that with our name proudly behind these products, they are made of the best quality, in a variety of finishes, and meeting the highest of standards.


BATHROOM

4 FAUCETS & SHOWERKITS

4 STRIAE



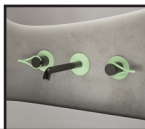
6 LUXUS



9 ELLE CROSS



13 NODO



19 PETALO R



23 INDUSTRIAL



29 CINTYA



33 LAGHI



37 PROFILI



41 SHOWER COMPONENTS

KITCHEN

63 GRANITE COMPOSITE SINKS

66 FARMHOUSE WORKSTATION



68 WORKSTATION



72 UNDERMOUNT/OVERMOUNT



78 CERAMICS BY GALASSIA

79 LAVATORY SINKS



80 WC & BIDET



81 LAUNDRY



45 TENDERRAIN SHOWERS

45 WELLNESS



59 OUTDOOR SHOWERS




CAVALLI BUILDER SERIES

Our success in supplying large developments with quality product is due to decades of experience sourcing product worldwide. The range of product in our Builder Series is targeted towards budget conscious developments, which still demand modern design and quality craftsmanship.

We are aware that every project is different and may require unique items not featured in the product selection below. We therefore provide customizations and special orders for your specific needs. This includes kitchen and bathroom faucets, bathtubs, shower bases, shower door pulls, mirrors and accessories.

84 BATHROOM

84 WESTMOUNT



89 X-ROUND



94 TITAN



99 CERAMICS

100 BASINS



101 TOILETS



103 KITCHEN

104 FAUCETS



105 ACCESSORIES



106 PROJECT SPECIFIC CUSTOMIZATIONS



STRIAE



20 Chrome | **29** Brushed Chrome | **24** Brushed Nickel | **54** Old Natural Brass | **40** Polished Gold | **9N** PVD Brushed Light Gold
9E PVD Shiny Rose Gold | **28** Brushed Black Chrome | **56** Matte Brushed Dark Bronze | **57** Matte Brushed Copper | **58** Matte Brushed Bronze

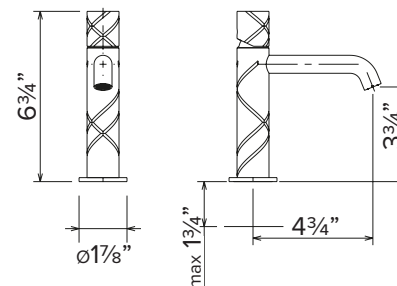


Single hole basin mixer without pop-up
See 34.760.00. on page 29 for pop-up.

40.004. __

STYLE	FINISH	LIST
.CO	.20	\$580
	.29 .24 .54	\$755
	.40	\$1045
.PO	.28 .56 .57 .58	\$870
	.9N .9E	\$1160

Cartridge **R049.0008.04** \$75

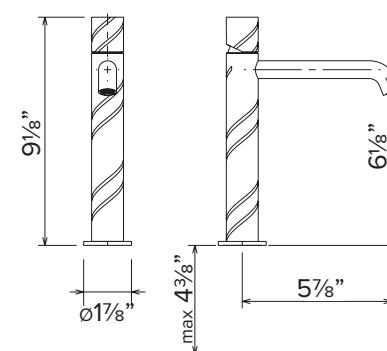


Tall single hole basin mixer without pop-up
See 34.760.00. on page 29 for pop-up.

40.012. __

STYLE	FINISH	LIST
.CO	.20	\$865
	.29 .24 .54	\$1125
	.40	\$1560
.PO	.28 .56 .57 .58	\$1295
	.9N .9E	\$1730

Cartridge **R049.0008.04** \$75

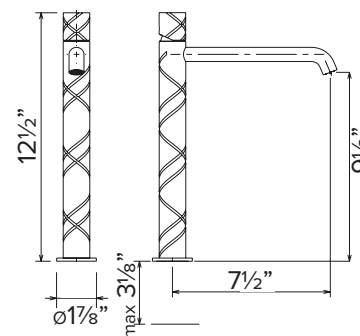


Extra tall single hole basin mixer without pop-up
See 34.760.00. on page 29 for pop-up.

40.016. __

STYLE	FINISH	LIST
.CO	.20	\$950
	.29 .24 .54	\$1235
	.40	\$1710
.PO	.28 .56 .57 .58	\$1425
	.9N .9E	\$1900

Cartridge **R049.0008.04** \$75

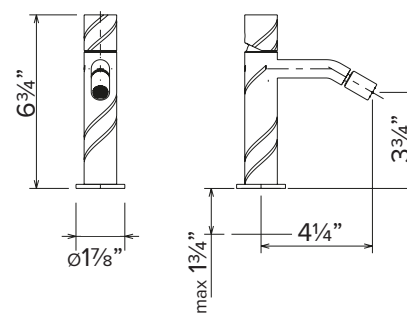


Single hole bidet mixer without pop-up
See 34.760.00. on page 29 for pop-up.



40.052. __

STYLE	FINISH	LIST
.CO	.20	\$580
	.29 .24 .54	\$755
	.40	\$1045
.PO	.28 .56 .57 .58	\$870
	.9N .9E	\$1160

Cartridge **R049.0008.04** \$75



LUXUS



20 Chrome | **29** Brushed Chrome | **24** Brushed Nickel | **54** Old Natural Brass | **40** Polished Gold | **9M** PVD Shiny Gold | **9N** PVD Brushed Light Gold
9G Gun Metal PVD Shiny Gold | **9E** PVD Shiny Rose Gold | **9X** Gun Metal PVD Shiny Rose Gold | **28** Brushed Black Chrome
56 Matte Brushed Dark Bronze | **57** Matte Brushed Copper | **58** Matte Brushed Bronze

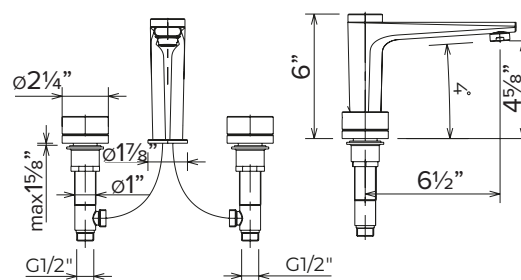


Widespread basin mixer without pop-up waste set.
See 34.760.00. on page 29 for pop-up.

41.102. __

STYLE	FINISH	LIST
.A0	.20	\$1335
	.29 .24 .54	\$1595
	.40	\$2400
.B0	.28 .56 .57 .58	\$2000
	.9M .9N .9G .9E .9X	\$2665

Cold Cartridge **R049.0018.04** \$60
Hot Cartridge **R049.0018.04** \$60

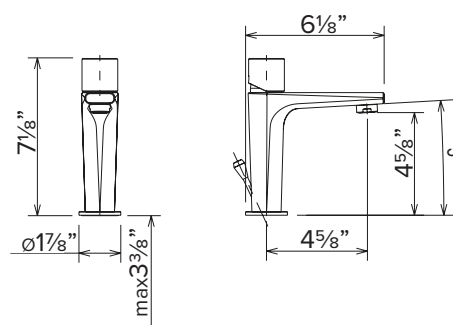


Single hole basin mixer with pop-up

41.009. __

STYLE	FINISH	LIST
.A0	.20	\$695
	.29 .24 .54	\$905
	.40	\$1255
.B0	.28 .56 .57 .58	\$1045
	.9M .9N .9G .9E .9X	\$1395

Cartridge **R049.0008.04** \$75

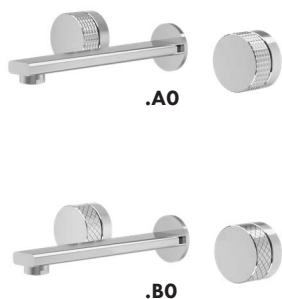
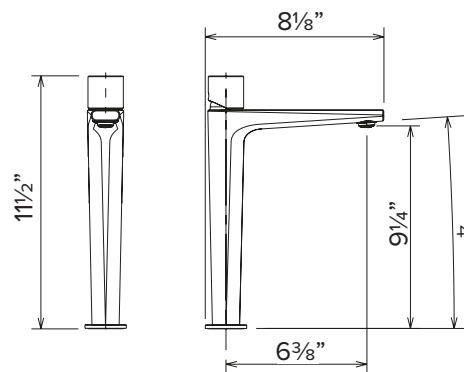


Tall single hole basin mixer without pop-up
See 34.760.00. on page 29 for pop-up.

41.016. __

STYLE	FINISH	LIST
.A0	.20	\$995
	.29 .24 .54	\$1305
	.40	\$1810
.B0	.28 .56 .57 .58	\$1510
	.9M .9N .9G .9E .9X	\$1995

Cartridge **R049.0008.04** \$75

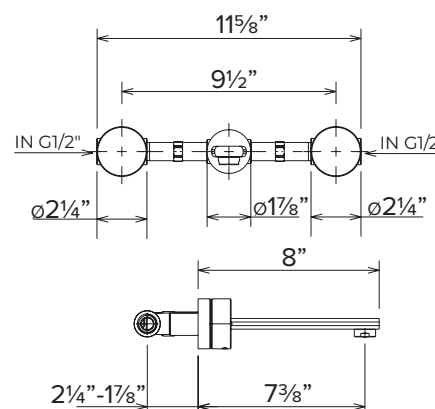


Widespread wallmount basin mixer without pop-up
Complete with rough-in. See 34.760.00. on page 29 for pop-up.

41.118. __

STYLE	FINISH	LIST
.A0	.20	\$1395
	.29 .24 .54	\$1825
	.40	\$2525
.B0	.28 .56 .57 .58	\$2095
	.9M .9N .9G .9E .9X	\$2795

Cold Cartridge **R049.0018.04** \$60
Hot Cartridge **R049.0018.04** \$60





.A0



.B0

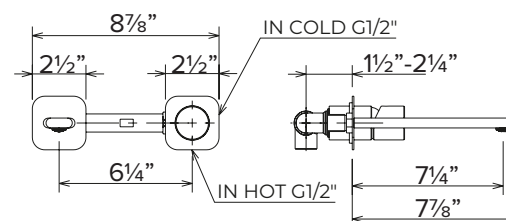
Two hole wallmount basin mixer without pop-up
See 34.760.00. on page 29 for pop-up.

41.037. __

STYLE	FINISH	LIST
.A0	.20	\$610
	.29 .24 .54	\$970
	.40	\$1395
.B0	.28 .56 .57 .58	\$1120
	.9M .9N .9G .9E .9X	\$1495

ROUGH IN: REQUIRED

	94.006.00.20	\$420
Cartridge	R049.0008.04	\$75



.A0



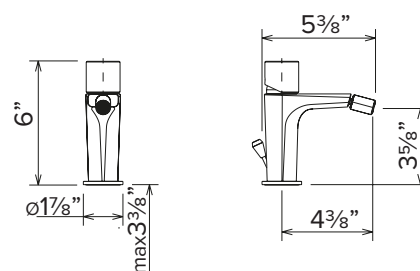
.B0

Single hole bidet mixer with pop-up

41.053. __

STYLE	FINISH	LIST
.A0	.20	\$570
	.29 .24 .54	\$745
	.40	\$1030
.B0	.28 .56 .57 .58	\$860
	.9M .9N .9G .9E .9X	\$1140

Cartridge	R049.0032.04	\$75
-----------	---------------------	-------------



.A0



.B0

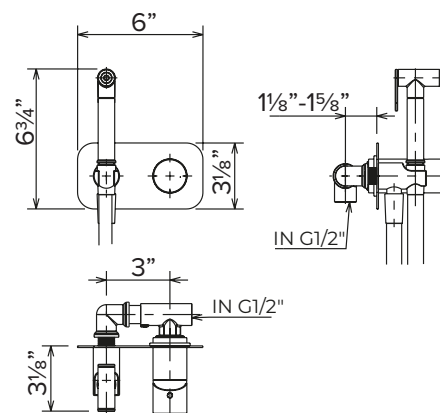
Trim for bidet with hygienic handshower

41.059. __

STYLE	FINISH	LIST
.A0	.20	\$480
	.29 .24 .54	\$800
	.40	\$1095
.B0	.28 .56 .57 .58	\$920
	.9M .9N .9G .9E .9X	\$1225

ROUGH IN: REQUIRED

	94.018.00.20	\$335
Cartridge	R049.0030.04	\$90



ELLE CROSS



MADE IN ITALY



20 Chrome | **29** Brushed Chrome | **24** Brushed Nickel | **60** Matte Black | | **61** Matte White | **41** Brushed Gold
28 Brushed Black Chrome | **56** Matte Brushed Bronze | **57** Matte Brushed Copper | **58** Matte Brushed Dark Bronze

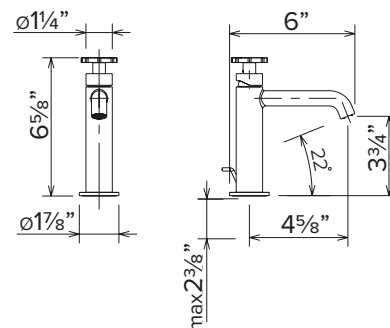


Single hole basin mixer with pop-up waste set.

38.005.00. __

FINISH	LIST
.20	\$535
.29 .24 .60 .61	\$695
.41	\$1070
.28 .56 .57 .58	\$800

Cartridge **R049.0032.04** \$75

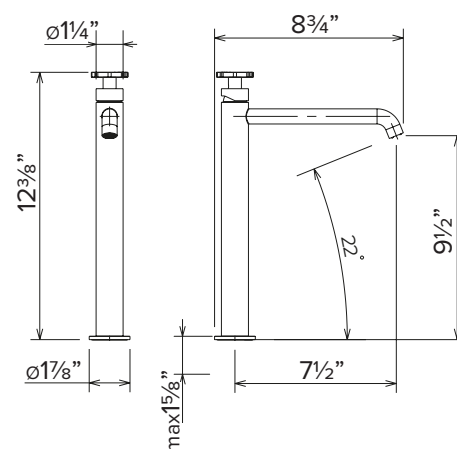


Tall basin mixer without pop-up
See 34.760.00. on page 29 for pop-up.

38.016.00. __

FINISH	LIST
.20	\$835
.29 .24 .60 .61	\$1080
.41	\$1670
.28 .56 .57 .58	\$1250

Cartridge **R049.0032.04** \$75

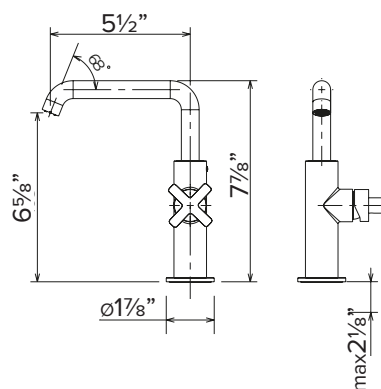


Side lever basin mixer without pop-up
See 34.760.00. on page 29 for pop-up.

38.020.00. __

FINISH	LIST
.20	\$715
.29 .24 .60 .61	\$925
.41	\$1425
.28 .56 .57 .58	\$1070

Cartridge **R049.0006.04** \$85

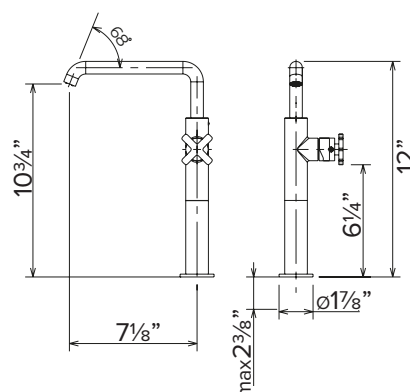


Tall side lever basin mixer without pop-up.
See 34.760.00. on page 29 for pop-up.

38.022.00. __

FINISH	LIST
.20	\$835
.29 .24 .60 .61	\$1080
.41	\$1670
.28 .56 .57 .58	\$1250

Cartridge **R049.0006.04** \$85



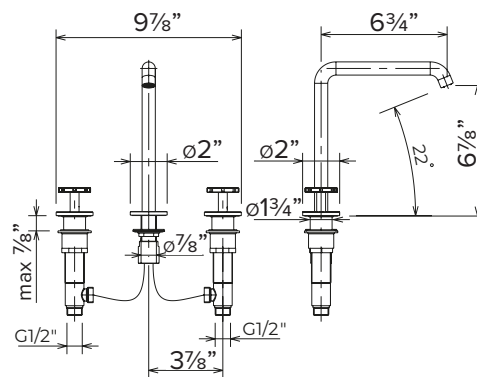


Wide spread basin mixer without pop-up
See 34.760.00. on page 29 for pop-up.

38.102.00.__

FINISH	LIST
.20	\$1175
.29 .24 .60 .61	\$1525
.41	\$2345
.28 .56 .57 .58	\$1760

Cold Cartridge **R049.0018.04** \$60
Hot Cartridge **R049.0018.04** \$60



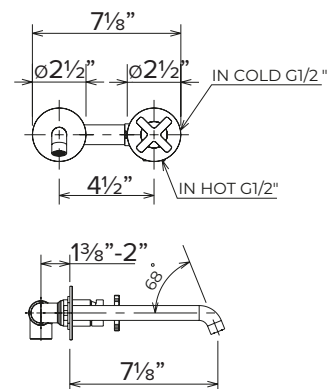
Two hole wallmount basin mixer trim, without pop-up.
See 34.760.00. on page 29 for pop-up.

38.033.00.__

FINISH	LIST
.20	\$395
.29 .24 .60 .61	\$610
.41	\$940
.28 .56 .57 .58	\$705

ROUGH IN: REQUIRED
94.012.00.20 \$405

Cartridge **R049.0032.04** \$75

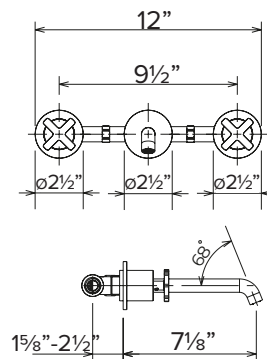


Wide spread wallmount basin mixer without pop-up
Complete with rough-in.
See 34.760.00. on page 29 for pop-up.

38.118.00.__

FINISH	LIST
.20	\$1160
.29 .24 .60 .61	\$1510
.41	\$2325
.28 .56 .57 .58	\$1745

Cold Cartridge **R049.0018.04** \$60
Hot Cartridge **R049.0018.04** \$60

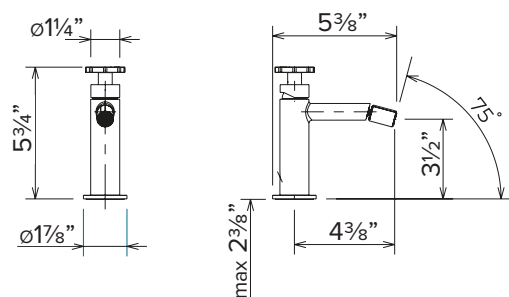


Single hole bidet mixer with pop-up

38.053.00.__

FINISH	LIST
.20	\$535
.29 .24 .60 .61	\$695
.41	\$1070
.28 .56 .57 .58	\$800

Cartridge **R049.0032.04** \$75



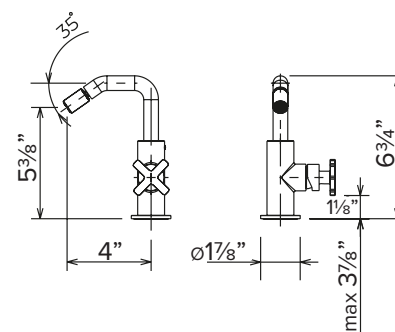
Side lever bidet mixer without pop-up
See 34.760.00. on page 29 for pop-up.



38.056.00.__

FINISH	LIST
.20	\$715
.29 .24 .60 .61	\$925
.41	\$1425
.28 .56 .57 .58	\$1070

Cartridge **R049.0006.04** \$85



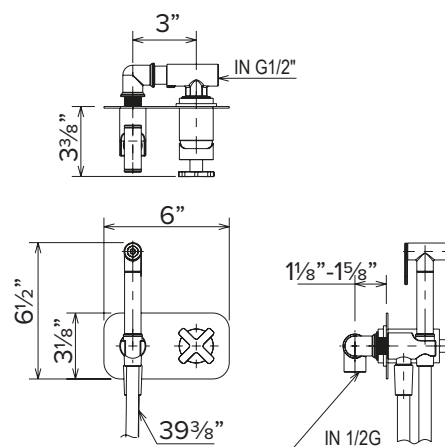

Trim for bidet mixer with handshower

38.059.00.__

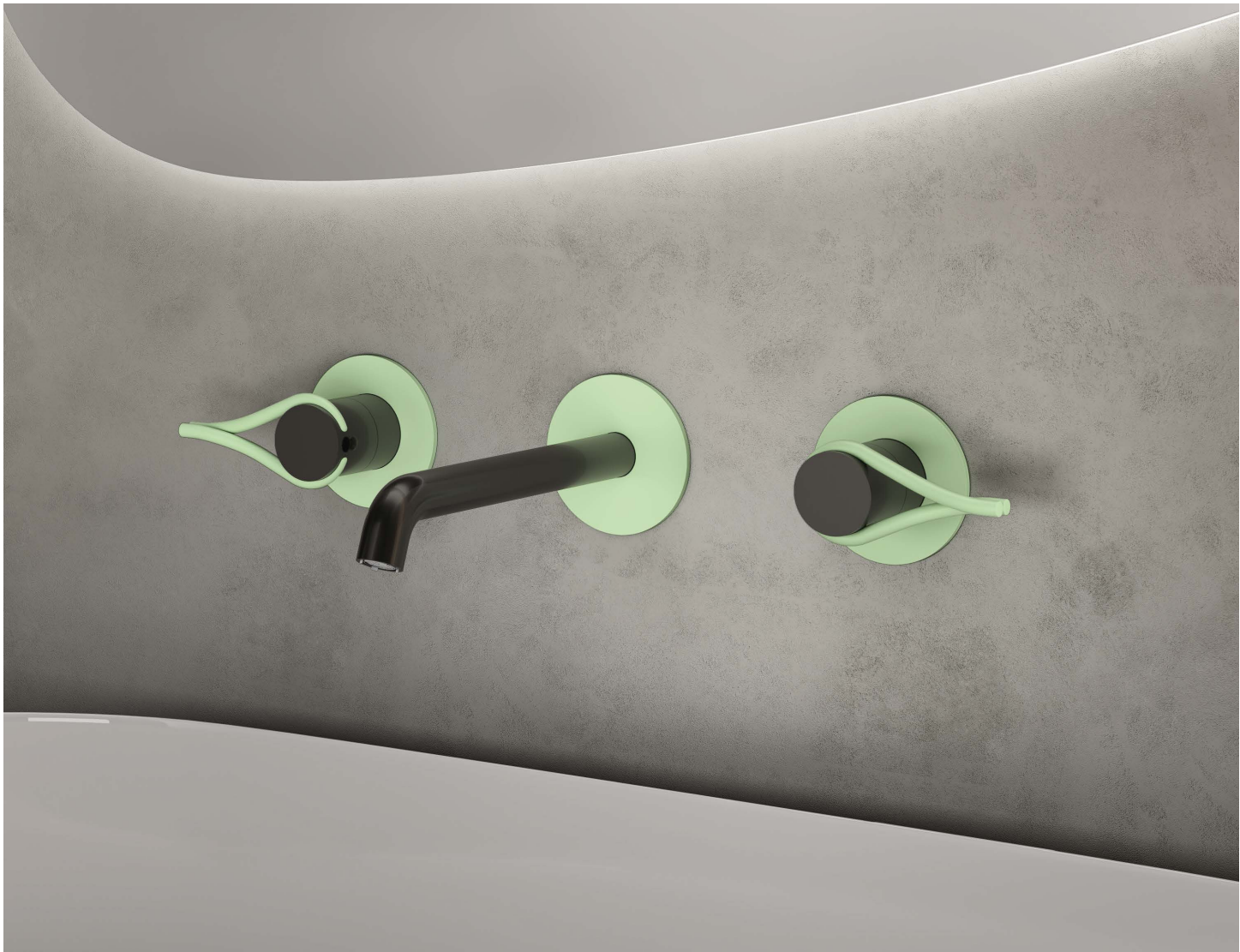
FINISH	LIST
.20	\$540
.29 .24 .60 .61	\$800
.41	\$1230
.28 .56 .57 .58	\$920

ROUGH IN: REQUIRED
94.018.00.20 \$335

Cartridge **R049.0030.04** \$90




NODO








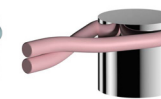







MADE IN ITALY

20



28



N1	G1	A1	Z1	R1	V1
					
N2	G2	A2	Z2	R2	V2
					

20 Chrome | 28 Brushed Black Chrome



43.005.00.20

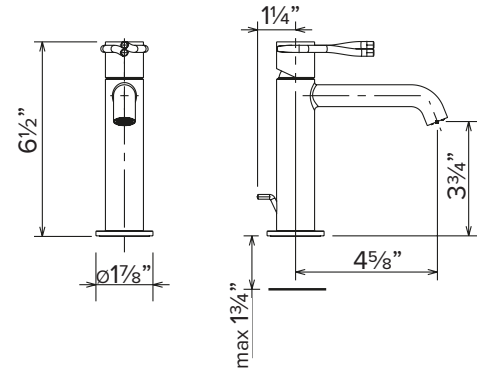
43.005.00.28

Single-lever basin mixer with pop-up waste set.

43.005.00.____

FINISH	LIST
.20	\$585
.V1 .Z1 .R1 .G1 .A1	\$675
.N1	\$695
.28	\$880
.V2 .Z2 .R2 .G2 .A2	\$1015
.N2	\$880

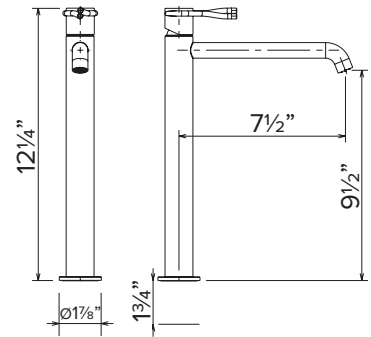
Cartridge **R049.0032.04** \$75



43.016.00.____

FINISH	LIST
.20	\$885
.V1 .Z1 .R1 .G1 .A1	\$1020
.N1	\$1065
.28	\$1330
.V2 .Z2 .R2 .G2 .A2	\$1530
.N2	\$1330

Cartridge **R049.0032.04** \$75

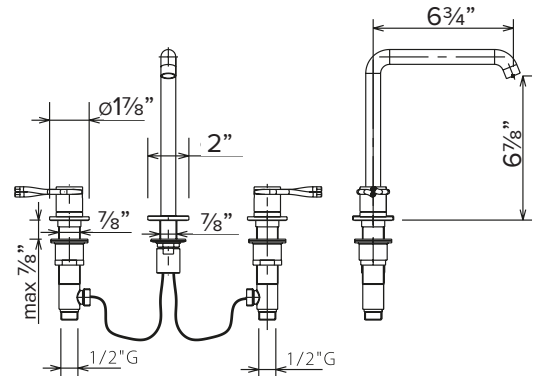


Widespread basin mixer without pop-up waste
See 34.760.00. on page 29 for pop-up.

43.102.00.____

FINISH	LIST
.20	\$1275
.V1 .Z1 .R1 .G1 .A1	\$1470
.N1	\$1530
.28	\$1915
.V2 .Z2 .R2 .G2 .A2	\$2195
.N2	\$1915

Cartridge **R049.0032.04** \$75



Trim for wall mixer with backplate without pop-up
waste set. See 34.760.00. on page 29 for pop-up.

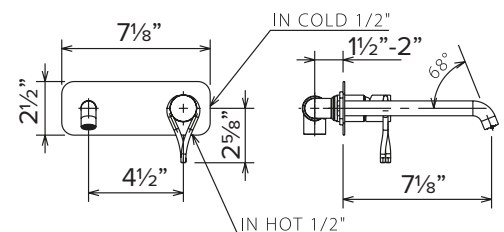
43.031.00.____

FINISH	LIST
.20	\$615
.V1 .Z1 .R1 .G1 .A1	\$710
.N1	\$740
.28	\$920
.V2 .Z2 .R2 .G2 .A2	\$1060
.N2	\$920

ROUGH IN: REQUIRED

94.012.00.20 \$405

Cartridge **R049.0002.04** \$75



20 Chrome | **V1** + Green | **Z1** +Blue | **R1** + Rose Pink | **G1** + Yellow | **A1** + Orange | **N1** + Black
28 Brushed Black Chrome | **V2** + Green | **Z2** +Blue | **R2** + Rose Pink | **G2** + Yellow | **A2** + Orange | **N2** + Chrome



Trim for 2 hole wall mixer without pop-up
See 34.760.00. on page 29 for pop-up.

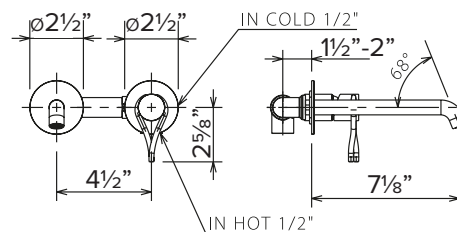
43.033.00._

FINISH	LIST
.20	\$520
.V1 .Z1 .R1 .G1 .A1	\$600
.N1	\$630
.28	\$785
.V2 .Z2 .R2 .G2 .A2	\$900
.N2	\$785

ROUGH IN: REQUIRED

94.012.00.20 \$405

Cartridge **R049.0032.04 \$75**

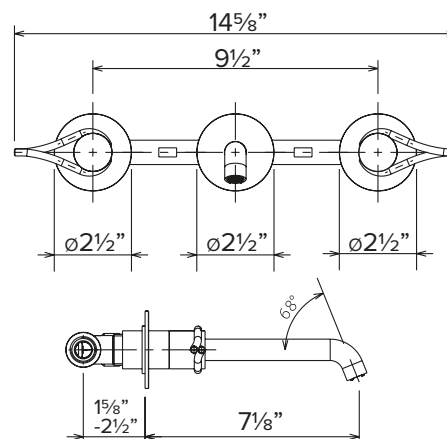


Widespread wall mixer set without pop-up
See 34.760.00. on page 29 for pop-up.

43.118.00._

FINISH	LIST
.20	\$1265
.V1 .Z1 .R1 .G1 .A1	\$1450
.N1	\$1520
.28	\$1900
.V2 .Z2 .R2 .G2 .A2	\$2185
.N2	\$1900

Cold Cartridge **R049.0019.04 \$60**
Hot Cartridge **R049.0018.04 \$60**

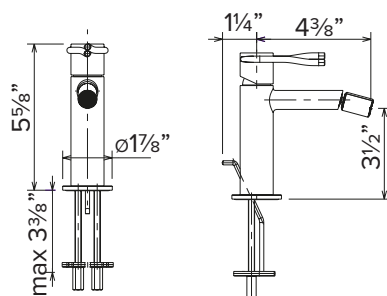


Bidet mixer with pop-up waste set

43.053.00._

FINISH	LIST
.20	\$585
.V1 .Z1 .R1 .G1 .A1	\$675
.N1	\$695
.28	\$880
.V2 .Z2 .R2 .G2 .A2	\$1015
.N2	\$880

Cartridge **R049.0032.04 \$75**



Trim for bidet mixer with handshower

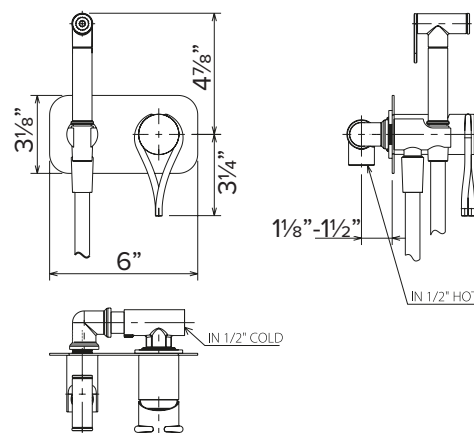
43.059.00._


FINISH	LIST
.20	\$665
.V1 .Z1 .R1 .G1 .A1	\$765
.N1	\$800
.28	\$995
.V2 .Z2 .R2 .G2 .A2	\$1150
.N2	\$995

ROUGH IN: REQUIRED

94.018.00.20 \$335

Cartridge **R049.0032.04 \$75**



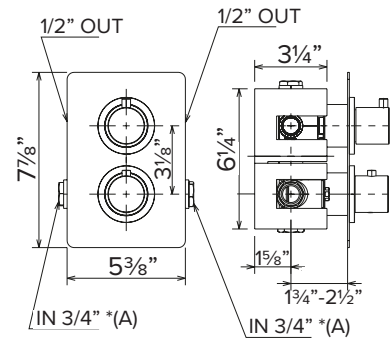


Complete thermostatic valve with 2 exits


34.344.00.__

FINISH	LIST
.20	\$1395
.V1 .Z1 .R1 .G1 .A1	\$1595
.N1	\$1675
.28	\$2090
.V2 .Z2 .R2 .G2 .A2	\$2395
.N2	\$2090

Cartridge **R049.0027.04** \$130



*(A) Also supplied with 1/2G adapters

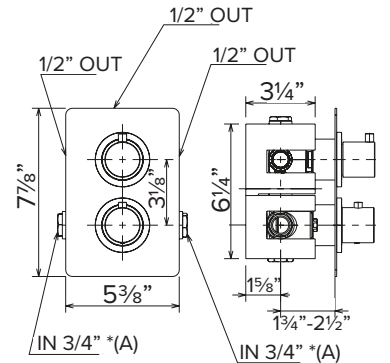


Complete thermostatic valve with 3 exits

34.346.00.__

FINISH	LIST
.20	\$1445
.V1 .Z1 .R1 .G1 .A1	\$1665
.N1	\$1735
.28	\$2170
.V2 .Z2 .R2 .G2 .A2	\$2495
.N2	\$2170

Cartridge **R049.0027.04** \$130



*(A) Also supplied with 1/2G adapters

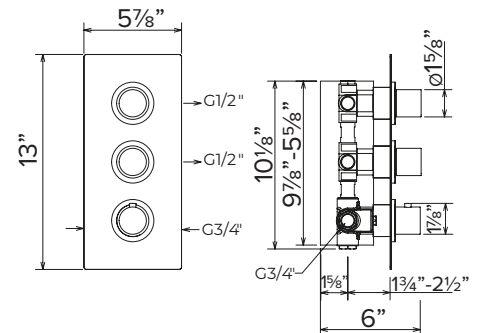


Complete Thermostatic valve with 2 independent and/or simultaneous exits

34.354.00.__

FINISH	LIST
.20	\$1650
.V1 .Z1 .R1 .G1 .A1	\$1895
.N1	\$1980
.28	\$2475
.V2 .Z2 .R2 .G2 .A2	\$2850
.N2	\$2475

Cartridge **R049.0027.04** \$130

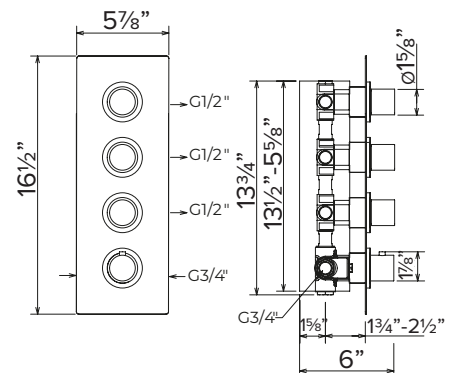


Complete Thermostatic valve with 3 independent and/or simultaneous exits

34.356.00.__


FINISH	LIST
.20	\$2320
.V1 .Z1 .R1 .G1 .A1	\$2670
.N1	\$2785
.28	\$3485
.V2 .Z2 .R2 .G2 .A2	\$3995
.N2	\$3485

Cartridge **R049.0027.04** \$130



20 Chrome | V1 + Green | Z1 +Blue | R1 + Rose Pink | G1 + Yellow | A1 + Orange | N1 + Black
 28 Brushed Black Chrome | V2 + Green | Z2 +Blue | R2 + Rose Pink | G2 + Yellow | A2 + Orange | N2 + Chrome

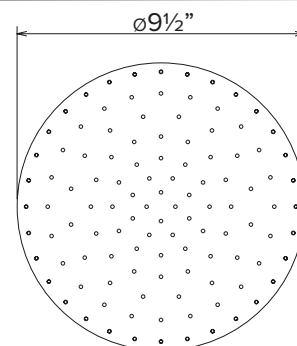
Brass antiscale shower head tender rain® system



Coloured accent


01.400.020.____

FINISH	LIST
.20	\$725
.V1 .Z1 .R1 .G1 .A1	\$835
.N1	\$875
.28	\$1090
.V2 .Z2 .R2 .G2 .A2	\$1255
.N2	\$1090



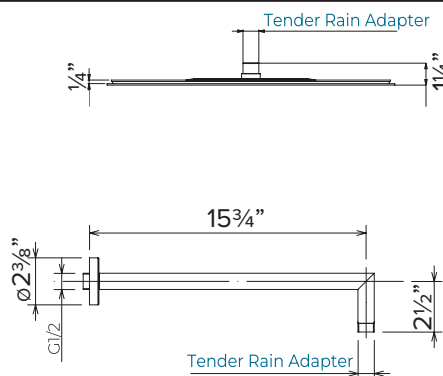
Brass shower arm for tender rain® system shower head

01.500.041.____



Coloured accent

FINISH	LIST
.20	\$245
.V1 .Z1 .R1 .G1 .A1	\$285
.N1	\$295
.28	\$370
.V2 .Z2 .R2 .G2 .A2	\$425
.N2	\$370



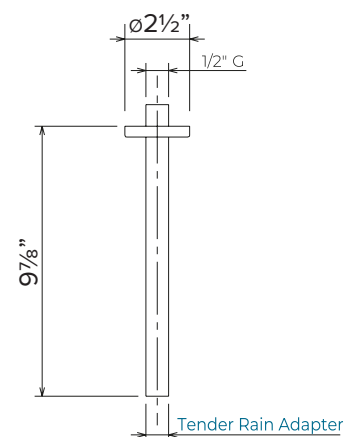
10" Brass shower arm for tender rain® system shower head. Also available in 6" & 20"

01.501.026.____



Coloured accent

FINISH	LIST
.20	\$285
.V1 .Z1 .R1 .G1 .A1	\$330
.N1	\$345
.28	\$430
.V2 .Z2 .R2 .G2 .A2	\$500
.N2	\$430



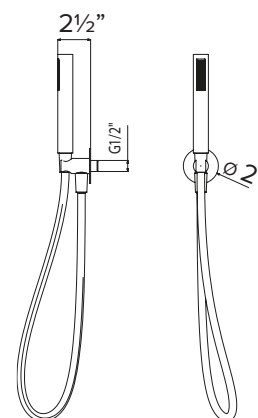
Shower kit with hand shower and water outlet

34.518.010.____



Coloured accent

FINISH	LIST
.20	\$295
.V1 .Z1 .R1 .G1 .A1	\$350
.N1	\$365
.28	\$455
.V2 .Z2 .R2 .G2 .A2	\$525
.N2	\$455


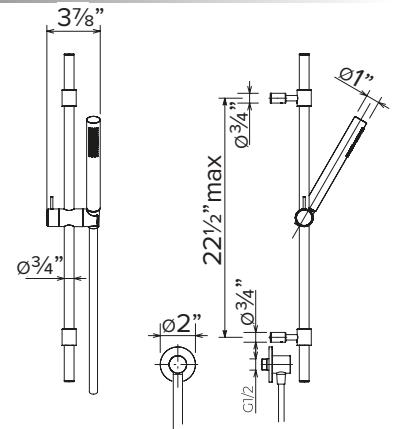




Complete brass sliding rail with hand shower and water outlet

34.510.062. __

FINISH	LIST
.20	\$590
.V1 .Z1 .R1 .G1 .A1	\$680
.N1	\$710
.28	\$885
.V2 .Z2 .R2 .G2 .A2	\$1020
.N2	\$885



Trim only for freestanding tub filler

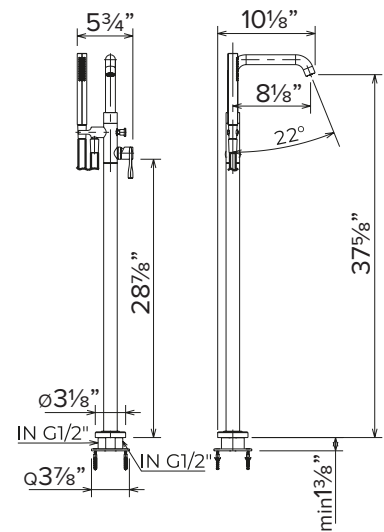
43.079.00 __

FINISH	LIST
.20	\$2350
.V1 .Z1 .R1 .G1 .A1	\$2695
.N1	\$2825
.28	\$3530
.V2 .Z2 .R2 .G2 .A2	\$4065
.N2	\$3530

ROUGH IN: REQUIRED

94.001.00.04 \$375

Cartridge **R049.0002.04 \$75**



PETALO R



20 Chrome | **29** Brushed Chrome | **24** Brushed Nickel | **9N** PVD Brushed Light Gold | **60** Matte Black | **61** Matte White
28 Brushed Black Chrome | **56** Matte Brushed Dark Bronze | **57** Matte Brushed Copper | **58** Matte Brushed Bronze | **6G** Graphite

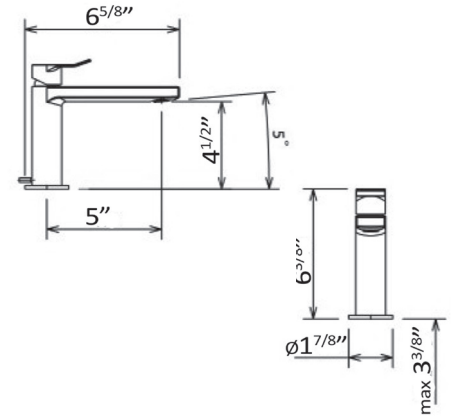


Single-lever basin mixer without pop-up waste set.
See 34.760.00. on page 29 for pop-up.

30.004.00. __

FINISH	LIST
.20	\$595
.24 .29 .60 .61	\$795
.28 .56 .57 .58 .6G	\$895
.9N	\$1095

Cartridge **R049.0032.04** \$75

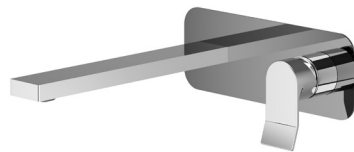
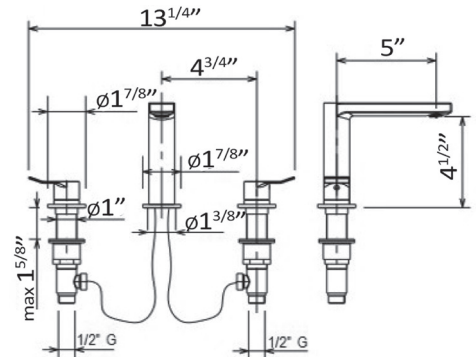


Widespread basin mixer without pop up
See 34.760.00. on page 29 for pop-up.

30.102.00. __

FINISH	PART NUMBER	LIST
.20		\$995
.24 .29 .60 .61		\$1540
.28 .56 .57 .58 .6G		\$1775
.9N		\$2365

Left Cartridge **R049.0018.04** \$60
Right Cartridge **R049.0019.04** \$60



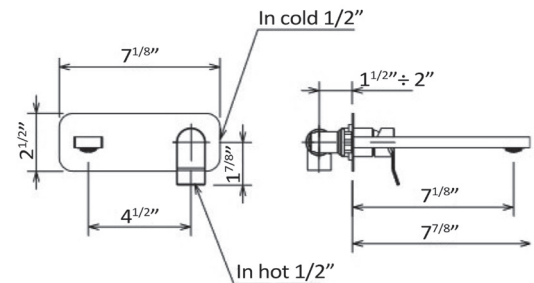
Wallmount basin mixer with backplate TRIM ONLY
See 34.760.00. on page 29 for pop-up.

30.031.00. __

FINISH	PART NUMBER	LIST
.20		\$640
.24 .29 .60 .61		\$835
.28 .56 .57 .58 .6G		\$960
.9N		\$1280

ROUGH IN: REQUIRED
94.012.00.20 \$405

Cartridge **R049.0002.04** \$75



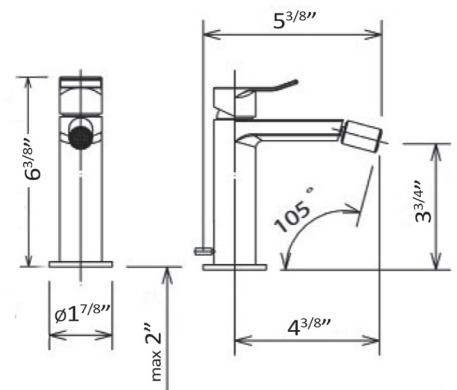
Special Order


Single-lever bidet mixer without pop-up waste set.
See 34.760.00. on page 29 for pop-up.

30.052.00. __

FINISH	PART NUMBER	LIST
.20		\$595
.24 .29 .60 .61		\$795
.28 .56 .57 .58 .6G		\$895
.9N		\$1195

Cartridge **R049.0032.04** \$75

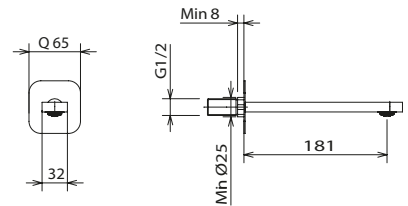




Tub Spout

30.095.00. __

FINISH	PART NUMBER	LIST
.20		\$350
.24 .29 .60 .61		\$450
.28 .56 .57 .58 .6G		\$525
.9N		\$695



Freestanding tub filler: TRIM ONLY

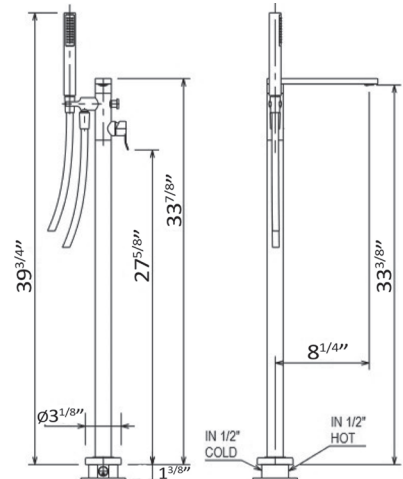
30.079.00. __

FINISH	PART NUMBER	LIST
.20		\$2495
.24 .29 .60 .61		\$3295
.28 .56 .57 .58 .6G		\$3795
.9N		\$4995

ROUGH IN REQUIRED:

94.001.00.04 \$375

Cartridge R049.0002.04 \$75



Thermostatic mixer with 2 independent and/or simultaneous exits. TRIM ONLY.

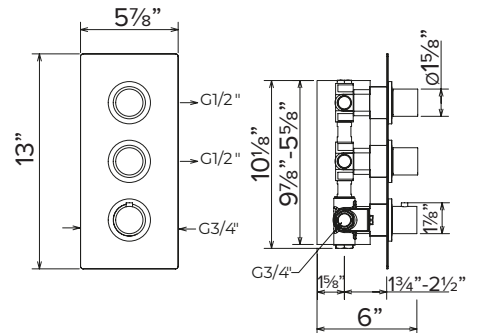
34.345.00. __

FINISH	PART NUMBER	LIST
.20		\$525
.24 .29 .60 .61		\$695
.28 .56 .57 .58 .6G		\$795
.9N		\$1085

ROUGH IN REQUIRED:

94.007.004 \$1095

Cartridge R049.0027.04 \$130



Thermostatic mixer with 3 independent and/or simultaneous exits. TRIM ONLY

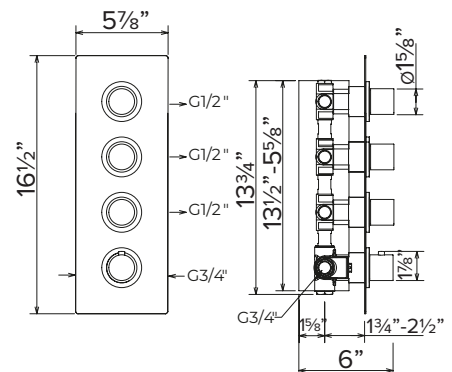
34.347.00. __

FINISH	PART NUMBER	LIST
.20		\$550
.24 .29 .60 .61		\$725
.28 .56 .57 .58 .6G		\$825
.9N		\$1125

ROUGH IN REQUIRED:

94.024.004 \$1150

Cartridge R049.0027.04 \$130





2 function shower kit including thermostatic trim, 16" wall arm, 12" showerhead, handshower, outlet hook & hose. TRIM ONLY

30.500.00. __

FINISH	PART NUMBER	LIST
.20		\$1995
.24 .29 .60 .61		\$2595
.28 .56 .57 .58 .6G		\$2695
.9N		\$3995

ROUGH IN REQUIRED:
94.007.004 \$1095



3 function shower kit including thermostatic trim, 16" wall arm, 12" showerhead, handshower, outlet hook & hose, tub spout. TRIM ONLY

30.600.00. __

FINISH	PART NUMBER	LIST
.20		\$2395
.24 .29 .60 .61		\$2995
.28 .56 .57 .58 .6G		\$3495
.9N		\$4725

ROUGH IN REQUIRED:
94.024.004 \$1150

INDUSTRIAL



.R0

.G0

.S0

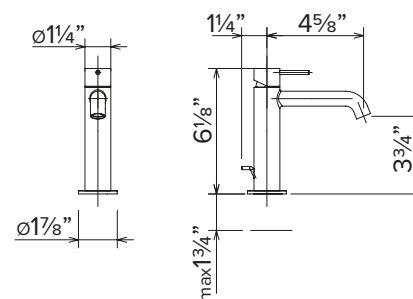


Single hole basin mixer with pop-up waste set.

39.005. __

STYLE	FINISH	LIST
.RO	.20	\$565
	.29 .24 .54	\$735
	.40	\$1020
.GO	.9N	\$1130
	.28 .56 .57 .58	\$850

Cartridge **R049.0032.04** \$75

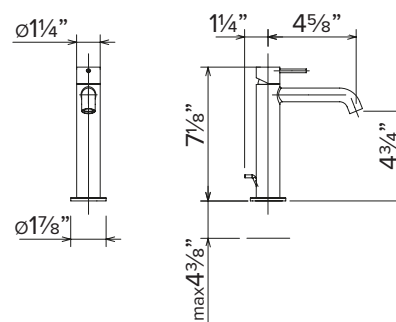


Single hole basin mixer, medium height, with pop-up

39.009. __

STYLE	FINISH	LIST
.RO	.20	\$635
	.29 .24 .54	\$825
	.40	\$1140
.GO	.9N	\$1265
	.28 .56 .57 .58	\$950

Cartridge **R049.0032.04** \$75

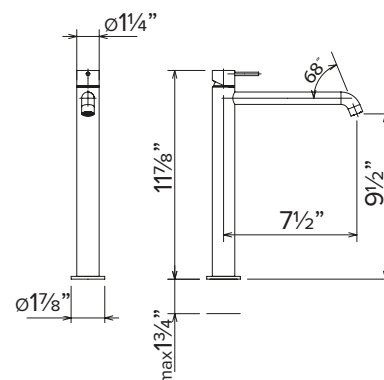


Tall single hole basin mixer without pop-up
See 34.760.00. on page 29 for pop-up.

39.016. __

STYLE	FINISH	LIST
.RO	.20	\$850
	.29 .24 .54	\$1125
	.40	\$1550
.GO	.9N	\$1725
	.28 .56 .57 .58	\$1295

Cartridge **R049.0032.04** \$75

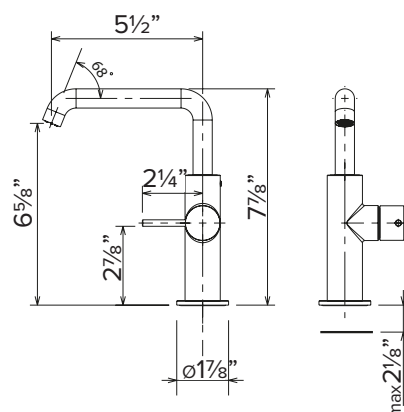


Single hole basin mixer, side lever, without pop-up
See 34.760.00. on page 29 for pop-up.

39.020. __

STYLE	FINISH	LIST
.RO	.20	\$745
	.29 .24 .54	\$970
	.40	\$1340
.GO	.9N	\$1490
	.28 .56 .57 .58	\$1115

Cartridge **R049.0006.04** \$85





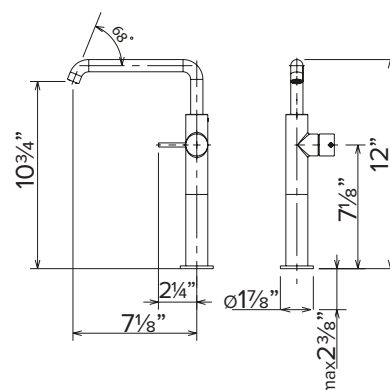
.SO

Tall Single hole basin mixer, side lever, without pop-up
See 34.760.00. on page 29 for pop-up.

39.022. __

STYLE	FINISH	LIST
.RO	.20	\$865
	.29 .24 .54	\$1125
.GO	.40	\$1560
	.9N	\$1730
.SO	.28 .56 .57 .58	\$1300

Cartridge **R049.0006.04** \$85



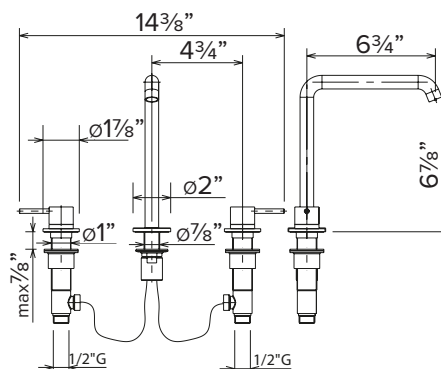
.RO

Widespread basin mixer, without pop-up
See 34.760.00. on page 29 for pop-up.

39.102. __

STYLE	FINISH	LIST
.RO	.20	\$1235
	.29 .24 .54	\$1595
.GO	.40	\$2225
	.9N	\$2470
.SO	.28 .56 .57 .58	\$1850

Hot Cartridge **R049.0019.04** \$60
Cold Cartridge **R049.0018.04** \$60



.GO

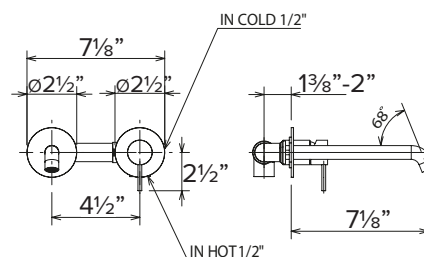
Two hole wall mixer, trim only, without pop-up
See 34.760.00. on page 29 for pop-up.

39.033. __

STYLE	FINISH	LIST
.RO	.20	\$495
	.29 .24 .54	\$655
.GO	.40	\$895
	.9N	\$995
.SO	.28 .56 .57 .58	\$750

ROUGH IN: REQUIRED
94.012.00.20 \$405

Cartridge **R049.0002.04** \$75



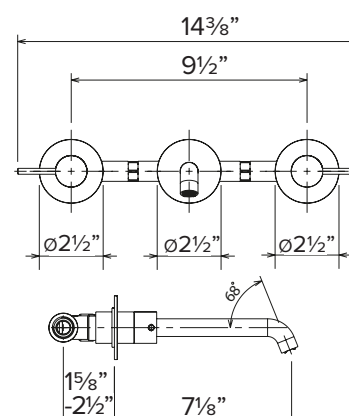
.SO

Widespread wall lav without pop-up
See 34.760.00. on page 29 for pop-up.

39.118. __

STYLE	FINISH	LIST
.RO	.20	\$1225
	.29 .24 .54	\$1595
.GO	.40	\$2195
	.9N	\$2450
.SO	.28 .56 .57 .58	\$1835

Hot Cartridge **R049.0019.04** \$60
Cold Cartridge **R049.0018.04** \$60





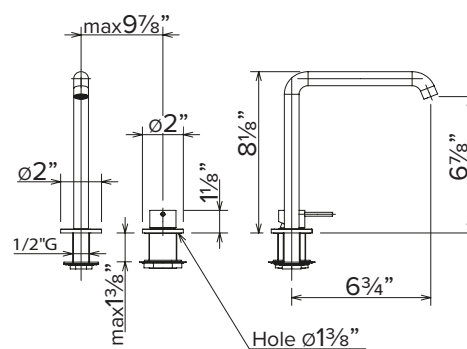
.R0

Two hole basin mixer without pop-up
See 34.760.00. on page 29 for pop-up.

39.024.__

STYLE	FINISH	LIST
.R0	.20 .29 .24 .54	\$715 \$930
.G0	.40 .9N	\$1290 \$1395
.S0	.28 .56 .57 .58	\$1075

Cartridge **R049.0007.04** \$75

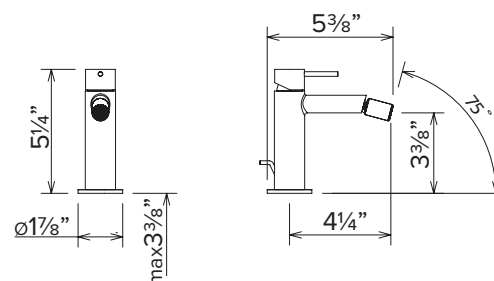


.G0

39.053.__

STYLE	FINISH	LIST
.R0	.20 .29 .24 .54	\$565 \$735
.G0	.40 .9N	\$1020 \$1130
.S0	.28 .56 .57 .58	\$850

Cartridge **R049.0032.04** \$75



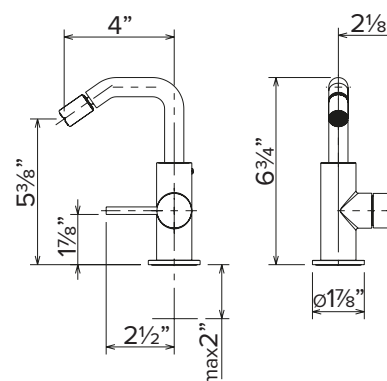
.S0

Single hole side lever bidet mixer without pop-up
See 34.760.00. on page 29 for pop-up.

39.056.__

STYLE	FINISH	LIST
.R0	.20 .29 .24 .54	\$745 \$970
.G0	.40 .9N	\$1340 \$1490
.S0	.28 .56 .57 .58	\$1115

Cartridge **R049.0006.04** \$85



.R0

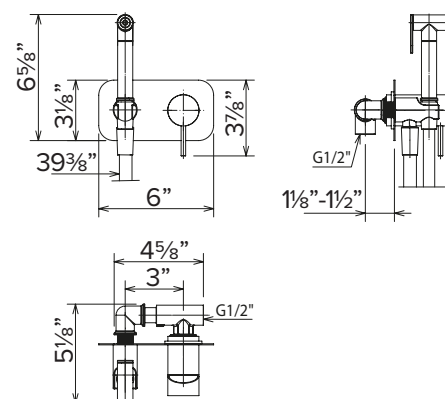
Trim for bidet mixer with handshower


39.059.__

FINISH		LIST
.RO	.20	\$650
	.29 .24 .54	\$840
.GO	.40	\$1160
	.9N	\$1290
.SO	.28 .56 .57 .58	\$970

ROUGH IN: REQUIRED
94.018.00.20 \$335

Cartridge **R049.0030.04** \$90





.GO

Complete Thermostatic kit with 2 exits

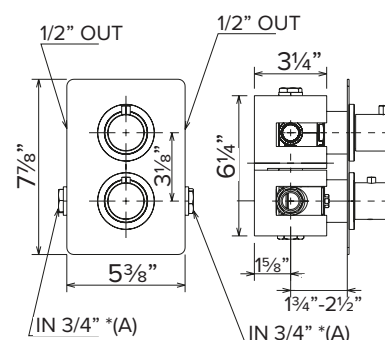
39.344.____

STYLE	FINISH	LIST
.RO	.20	\$1535
	.29 .24 .54	\$1995
.GO	.40	\$2765
	.9N	\$3070
.SO	.28 .56 .57 .58	\$2300


Cartridge

R049.0027.04

\$130



*(A) Also supplied with 1/2G adapters



.SO

Complete Thermostatic kit with 3 exits

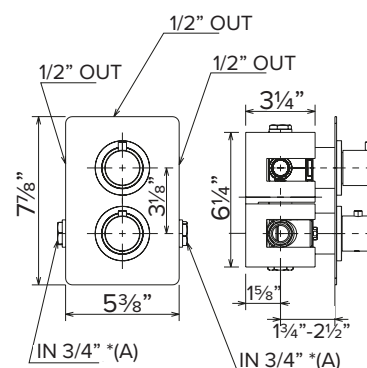
39.346.____

STYLE	FINISH	LIST
.RO	.20	\$1585
	.29 .24 .54	\$2065
.GO	.40	\$2855
	.9N	\$3170
.SO	.28 .56 .57 .58	\$2380

Cartridge

R049.0027.04

\$130



*(A) Also supplied with 1/2G adapters



.RO

Complete Thermostatic kit with 2 independent and/or simultaneous exits

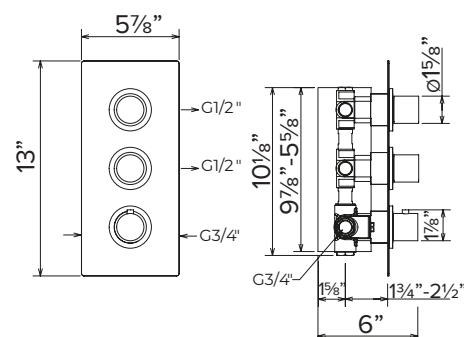
39.354.____

STYLE	FINISH	LIST
.RO	.20	\$1930
	.29 .24 .54	\$2495
.GO	.40	\$3475
	.9N	\$3860
.SO	.28 .56 .57 .58	\$2895

Cartridge

R049.0027.04

\$130



.GO

Complete Thermostatic kit with 3 independent and/or simultaneous exits

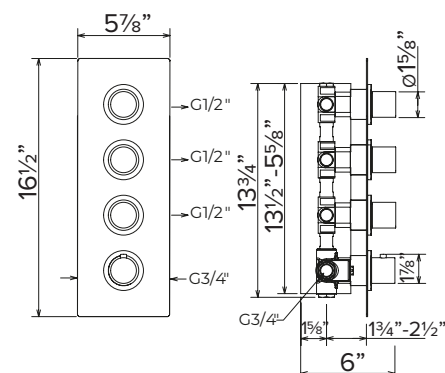
39.356.____

STYLE	FINISH	LIST
.RO	.20	\$2740
	.29 .24 .54	\$3565
.GO	.40	\$4935
	.9N	\$5480
.SO	.28 .56 .57 .58	\$4110

Cartridge

R049.0027.04

\$130





Trim for Freestanding Tub Filler

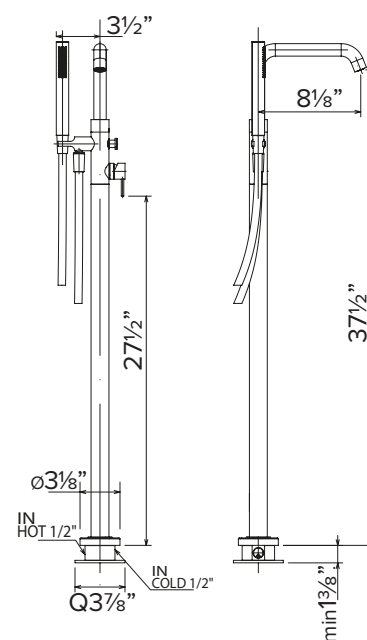
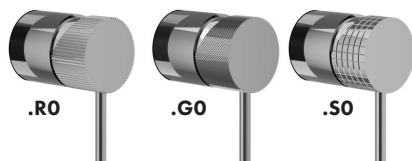
39.079.____

STYLE	FINISH	LIST
.RO	.20	\$2295
	.29 .24 .54	\$3030
.GO	.40	\$4200
	.9N	\$4665
.SO	.28 .56 .57 .58	\$3500

ROUGH IN: REQUIRED

94.001.00.04 \$375

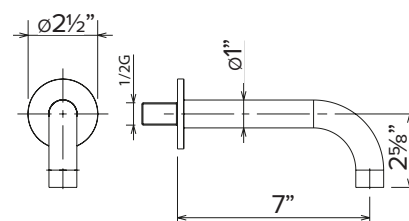
Cartridge R049.0002.04 \$75



Wall tub spout

38.095.____

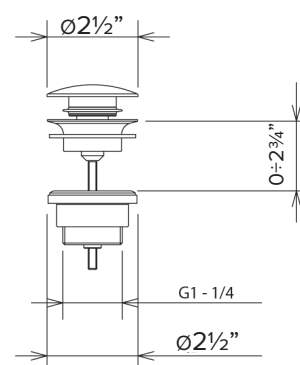
STYLE	FINISH	LIST
.20	.29 .24 .54	\$395
	.40	\$520
.9N	.28 .56 .57 .58	\$795
		\$595





Automatic click clack pop-up waste

34.760.00.____

FINISH	LIST
.20	\$125
.29 .24 .60 .61 .54	\$195
.40	\$225
.41 .9E .9N .9M	\$250
.28 .6G .56 .57 .58	\$225
.50 .51 .52	\$200



CINTYA



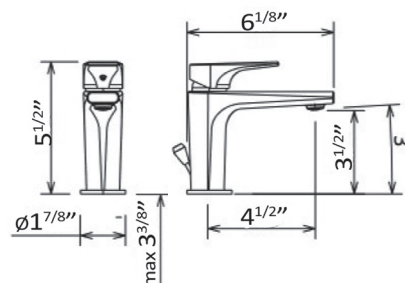
20 Chrome | **60** Matte Black | **61** Matte White



Single-lever basin mixer without pop-up waste set.

FINISH	PART NUMBER	LIST
.20	36.004.00.20	\$429
.60	36.004.00.60	\$569
.61	36.004.00.61	\$569

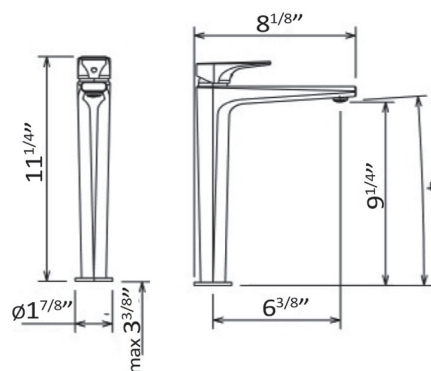
Cartridge **R049.0008.04** \$75



Single-lever vessel mixer without pop-up waste set.

FINISH	PART NUMBER	LIST
.20	36.016.00.20	\$879
.60	36.016.00.60	\$1150
.61	36.016.00.61	\$1150

Cartridge **R049.0008.04** \$75

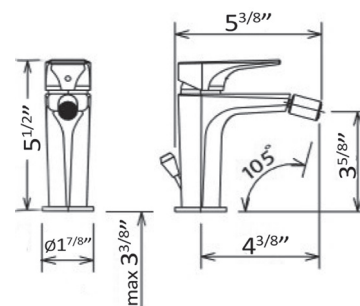


Special Order

Single-lever bidet mixer without pop-up waste set.

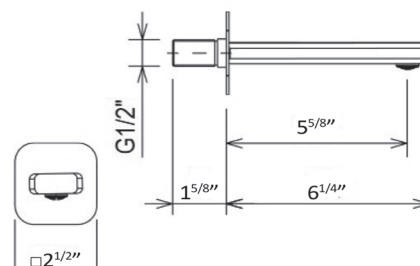
FINISH	PART NUMBER	LIST
.20	36.052.00.20	\$499
.60	36.052.00.60	\$599
.61	36.052.00.61	\$599

Cartridge **R049.0008.04** \$75



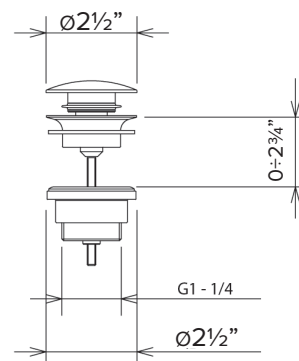
Wallmount tub filler without pop-up waste set.

FINISH	PART NUMBER	LIST
.20	36.095.00.20	\$450
.60	36.095.00.60	\$595
.61	36.095.00.61	\$595



Automatic clic clac pop-up waste

FINISH	PART NUMBER	LIST
.20	34.760.00.20	\$125
.60	34.760.00.60	\$160
.61	34.760.00.61	\$160



20 Chrome | 60 Matte Black | 61 Matte White

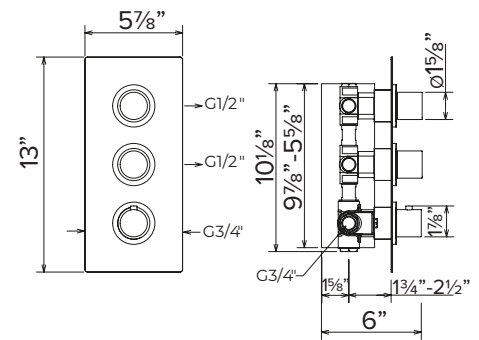


Thermostatic mixer with 2 independant and/or simultaneous exits. TRIM ONLY.

FINISH	PART NUMBER	LIST
.20	34.345.00.20	\$525
.60	34.345.00.60	\$695
.61	34.345.00.61	\$795

ROUGH IN REQUIRED:
94.007.004 \$1095

Cartridge **R049.0027.04** \$130

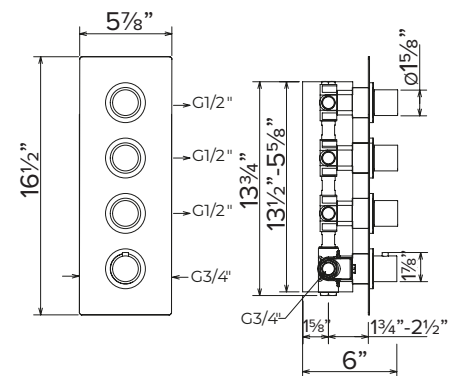


Thermostatic mixer with 2 independant and/or simultaneous exits. TRIM ONLY.

FINISH	PART NUMBER	LIST
.20	34.347.00.20	\$550
.60	34.347.00.60	\$725
.61	34.347.00.61	\$825

ROUGH IN REQUIRED:
94.024.004 \$1150

Cartridge **R049.0027.04** \$130



MADE IN ITALY

SHOWER KITS



2 function shower kit including thermostatic trim, 16" wall arm, 12" showerhead, handshower, outlet hook & hose

FINISH	PART NUMBER	LIST
.20	30.500.00.20	\$1995
.60	30.500.00.60	\$2595
.61	30.500.00.61	\$2595








3 function shower kit including thermostatic trim, 16" wall arm, 12" showerhead, handshower, outlet hook & hose, tub spout

FINISH	PART NUMBER	LIST
.20	30.600.00.20	\$2395
.60	30.600.00.60	\$2995
.61	30.600.00.61	\$2995



LAGHI

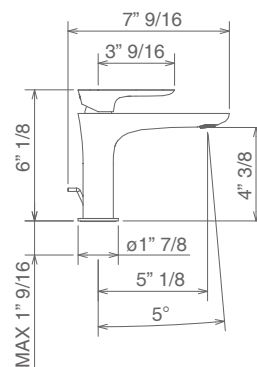




Lav faucet with aerator with pop-up waste.

FINISH	PART NUMBER	LIST
.20	25.009.00.20	\$595
.60	25.009.00.60	\$795
.61	25.009.00.61	\$795
.41	25.009.00.41	\$1195


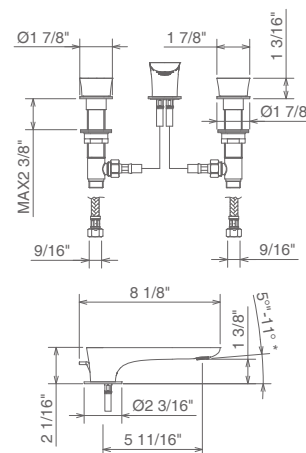
Cartridge **R049.0002.04** \$75



Widespread Lav faucet with pop-up waste

FINISH	PART NUMBER	LIST
.20	25.101.00.20	\$995
.60	25.101.00.60	\$1395
.61	25.101.00.61	\$1395
.41	25.101.00.41	\$2095

Cartridge **R049.0018.04** \$60
Counter-Clockwise opening

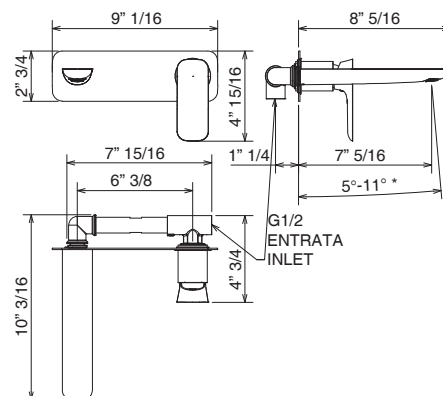


Wallmount Lav TRIM ONLY

FINISH	PART NUMBER	LIST
.20	25.035.00.20	\$595
.60	25.035.00.60	\$750
.61	25.035.00.61	\$750
.41	25.035.00.41	\$1095

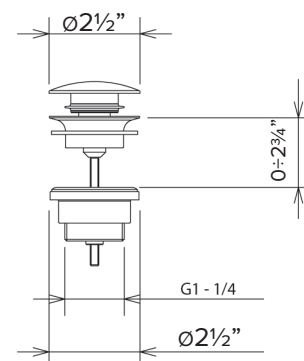
ROUGH IN REQUIRED:
94.006.00 \$375

Cartridge **R049.0026.04** \$75




Automatic clic clac pop-up waste

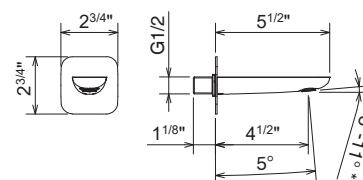
FINISH	PART NUMBER	LIST
.20	34.760.00.20	\$125
.60	34.760.00.60	\$160
.61	34.760.00.61	\$160
.41	34.760.00.41	\$250



Wall mounted tub spout



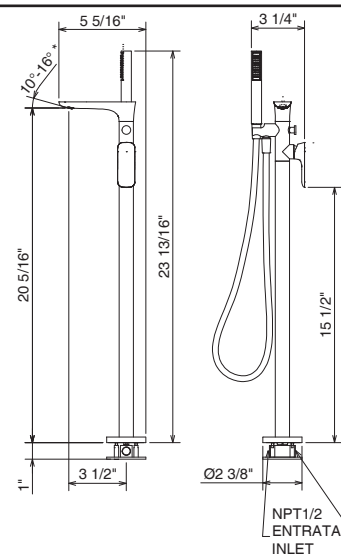
FINISH	PART NUMBER	LIST
.20	25.095.00.20	\$379
.60	25.095.00.60	\$499
.61	25.095.00.61	\$499
.41	25.095.00.41	\$759



Freestanding Tub filler with handshower. Complete with Rough-in

FINISH	PART NUMBER	LIST
.20	25.078.00.20	\$2195
.60	25.078.00.60	\$2795
.61	25.078.00.61	\$2795
.41	25.078.00.41	\$4195

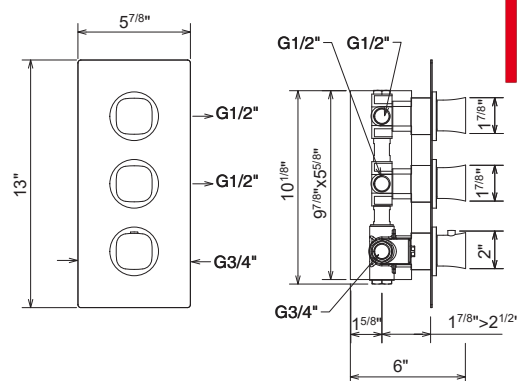
Cartridge **R049.0002.04** \$75



Thermostatic mixer with 2 independent and/or simultaneous exits. Trim and Rough included.

FINISH	PART NUMBER	LIST
.20	25.344.00.20	\$1630
.60	25.344.00.60	\$2120
.61	25.344.00.61	\$2120
.41	25.344.00.41	\$3260

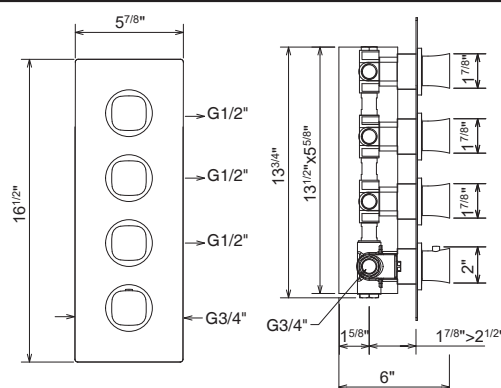
Cartridge **R049.0027.04** \$130



Thermostatic mixer with 3 independent and/or simultaneous exits. Trim and Rough included.

FINISH	PART NUMBER	LIST
.20	25.346.00.20	\$1665
.60	25.346.00.60	\$2165
.61	25.346.00.61	\$2165
.41	25.346.00.41	\$3330

Cartridge **R049.0027.04** \$130





2 function shower kit including thermostatic trim, 16" wall arm, 12" round showerhead, handshower, outlet hook & hose

FINISH	PART NUMBER	LIST
.20	25.500.00.20	\$3095
.60	25.500.00.60	\$3995
.61	25.500.00.61	\$3995
.41	25.500.00.41	\$5995





3 function shower kit including thermostatic trim, 16" wall arm, 12" round showerhead, handshower, outlet hook & hose

FINISH	PART NUMBER	LIST
.20	25.600.00.20	\$3495
.60	25.600.00.60	\$4495
.61	25.600.00.61	\$4495
.41	25.600.00.41	\$6895



PROFILI



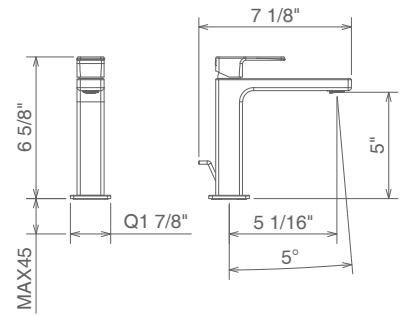
20 Chrome | **41** Brushed Gold | **60** Matte Black | **61** Matte White | **6G** Graphite



Lav faucet with aerator without pop-up waste
See 34.760.00 on page XX for pop-up.


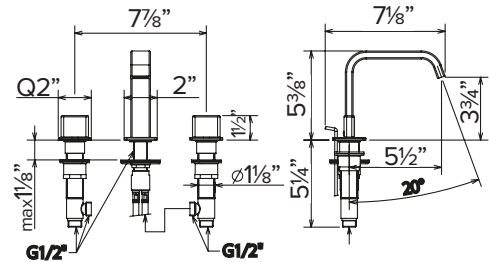
FINISH	PART NUMBER	LIST
.20	26.008.00.20	\$495
.60	26.008.00.60	\$695
.61	26.008.00.61	\$695
.41	26.008.00.41	\$1165
.6G	26.008.00.6G	\$875

Cartridge **R049.0032.04** \$75



FINISH	PART NUMBER	LIST
.20	26.102.00.20	\$1390
.60	26.102.00.60	\$1795
.61	26.102.00.61	\$1795
.41	26.102.00.41	\$2780
.6G	26.102.00.6G	\$2085


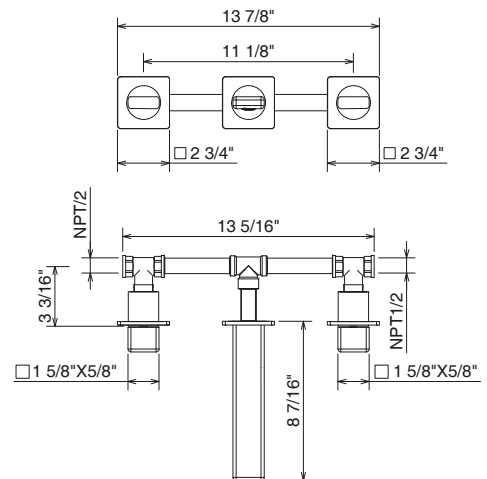
Cartridge **R049.0018.04** \$60
Counter-Clockwise opening



Widespread wall lav, without pop up. Complete
with rough-in. See 34.760.00 on page XX for
pop-up.

FINISH	PART NUMBER	LIST
.20	26.118.00.20	\$1075
.60	26.118.00.60	\$1350
.61	26.118.00.61	\$1350
.41	26.118.00.41	\$1995
.6G	26.118.00.6G	\$1550

Cartridge **R049.0018.04** \$60
Counter-Clockwise opening

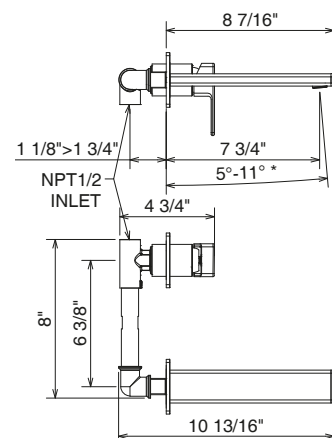


Wallmount lav TRIM ONLY without pop-up waste
See 34.760.00 on page XX for pop-up.


FINISH	PART NUMBER	LIST
.20	26.033.00.20	\$575
.60	26.033.00.60	\$750
.61	26.033.00.61	\$750
.41	26.033.00.41	\$1095
.6G	26.033.00.6G	\$865

ROUGH IN REQUIRED:
94.012.00.20 \$405

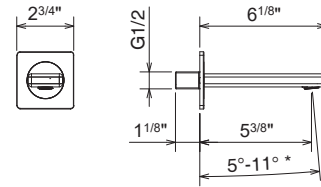
Cartridge **R049.0002.04** \$75



Wallmount tub filler



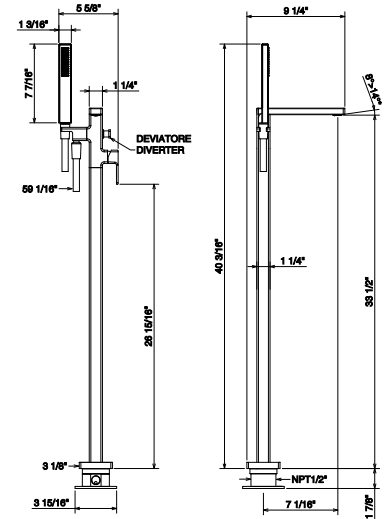
FINISH	PART NUMBER	LIST
.20	26.095.00.20	\$429
.60	26.095.00.60	\$549
.61	26.095.00.61	\$549
.41	26.095.00.41	\$829
.6G	26.095.00.6G	\$599



Freestanding Tub filler with handshower Trim Only.

FINISH	PART NUMBER	LIST
.20	26.079.00.20	\$2495
.60	26.079.00.60	\$3295
.61	26.079.00.61	\$3295
.41	26.079.00.41	\$4995
.6G	26.079.00.6G	\$3795

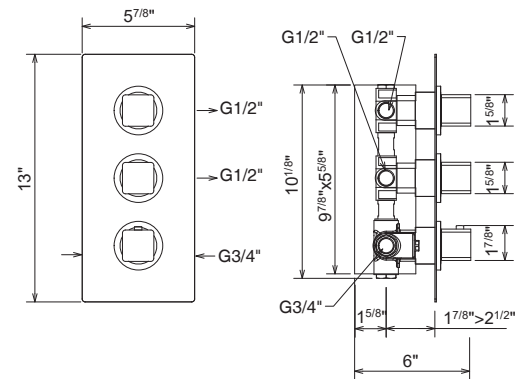
ROUGH IN: REQUIRED
94.001.00.04 \$375

 Cartridge **R049.0002.04 \$75**


Thermostatic mixer with 2 independant and/or simultaneous exits. TRIM ONLY

FINISH	PART NUMBER	LIST
.20	26.345.00.20	\$625
.60	26.345.00.60	\$825
.61	26.345.00.61	\$825
.41	26.345.00.41	\$1250
.6G	26.345.00.6G	\$955

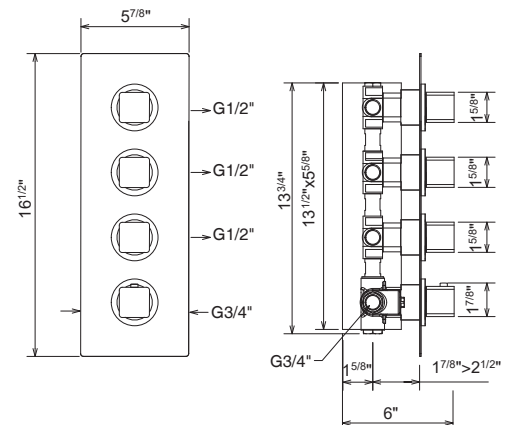
ROUGH IN: REQUIRED
94.007.004 \$1095

 Cartridge **R049.0027.04 \$130**


Thermostatic mixer with 3 independant and/or simultaneous exits. TRIM ONLY.

FINISH	PART NUMBER	LIST
.20	26.347.00.20	\$650
.60	26.347.00.60	\$850
.61	26.347.00.61	\$850
.41	26.347.00.41	\$1295
.6G	26.347.00.6G	\$995

ROUGH IN: REQUIRED
94.024.004 \$1150

 Cartridge **R049.0027.04 \$130**




2 function shower kit including thermostatic trim, 16" wall arm, 12" square showerhead, handshower, outlet hook & hose. TRIM ONLY.

FINISH	PART NUMBER	LIST
.20	26.500.00.20	\$2179
.60	26.500.00.60	\$2779
.61	26.500.00.61	\$2779
.41	26.500.00.41	\$4229
.6G	26.500.00.6G	\$3199
ROUGH IN: REQUIRED		
	94.007.004	\$1095




3 function shower kit including thermostatic trim, 16" wall arm, 12" square showerhead, handshower, outlet hook & hose, and tub spout. TRIM ONLY

FINISH	PART NUMBER	LIST
.20	26.600.00.20	\$2625
.60	26.600.00.60	\$3350
.61	26.600.00.61	\$3350
.41	26.600.00.41	\$4950
.6G	26.600.00.6G	\$3989
ROUGH IN: REQUIRED		
	94.024.004	\$1150

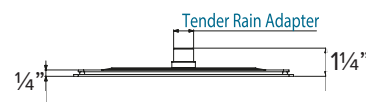
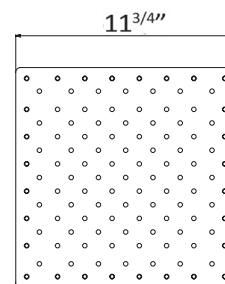
SHOWER COMPONENTS





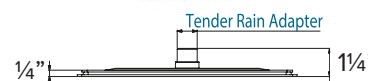

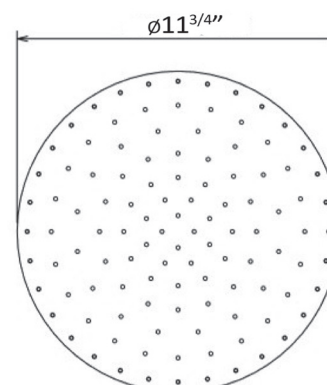
12" Square brass Showerhead

FINISH	PART NUMBER	LIST
.20	01.400.130.20	\$1049
.60	01.400.130.60	\$1349
.61	01.400.130.61	\$1349
.41	01.400.130.41	\$1999
.6G	01.400.130.6G	\$1499




12" Round brass Showerhead

FINISH	PART NUMBER	LIST
.20	01.400.030.20	\$999
.29	01.400.030.29	\$1229
.24	01.400.030.24	\$1229
.60	01.400.030.60	\$1229
.61	01.400.030.61	\$1229
.41	01.400.030.41	\$1879
.9N	01.400.030.9N	\$1879
.28	01.400.030.28	\$1399
.6G	01.400.030.6G	\$1399
.56	01.400.030.56	\$1399
.57	01.400.030.57	\$1399
.58	01.400.030.58	\$1399



16" Square brass Wall arm


FINISH	PART NUMBER	LIST
.20	01.500.141.20	\$275
.60	01.500.141.60	\$350
.61	01.500.141.61	\$350
.41	01.500.141.41	\$525
.6G	01.500.141.6G	\$395



16" Round brass Wall arm

FINISH	PART NUMBER	LIST
.20	01.500.041.20	\$245
.29	01.500.041.29	\$325
.24	01.500.041.24	\$325
.60	01.500.041.60	\$325
.61	01.500.041.61	\$325
.41	01.500.041.41	\$495
.9N	01.500.041.9N	\$495
.28	01.500.041.28	\$370
.6G	01.500.041.6G	\$370
.56	01.500.041.56	\$370
.57	01.500.041.57	\$370
.58	01.500.041.58	\$370


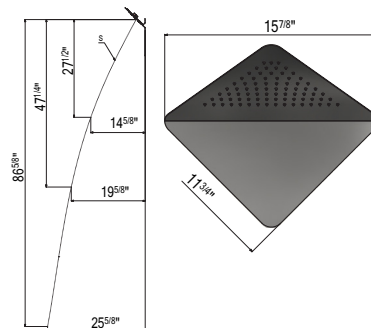
SHOWER COMPONENTS



Stainless Steel antiscald shower head

30.410.600.____


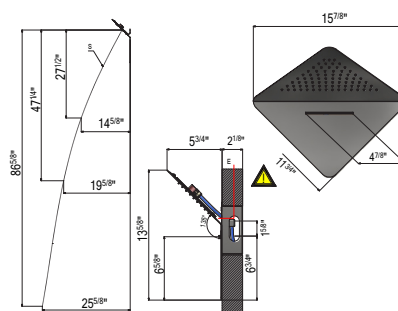
FINISH	PART NUMBER	LIST
.20		\$1595
.24 .29 .60 .61		\$1995
.28 .56 .57 .58 .6G		\$2350
.9N		\$3095



Stainless Steel antiscald shower head with chromatherapy and waterfall.
Requires LED controller.

30.834.100.____

FINISH	PART NUMBER	LIST
.20		\$2995
.24 .29 .60 .61		\$3995
.28 .56 .57 .58 .6G		\$4595
.9N		\$6295



Wall-mounted LED Controller with push-button panel

FINISH	PART NUMBER	LIST
.20	01.830.100.20	\$1695
.29	01.830.100.29	\$2095
.24	01.830.100.24	\$2095
.60	01.830.100.60	\$2095
.61	01.830.100.61	\$2095
.40	01.830.100.40	\$2895
.41	01.830.100.41	\$3195
.6G	01.830.100.6G	\$2395



WIFI LED Controller with remote control

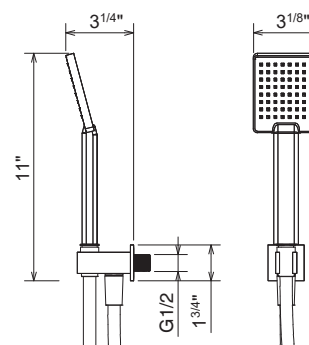
FINISH	PART NUMBER	LIST
.60	01.830.300.60	\$1059

MADE IN ITALY



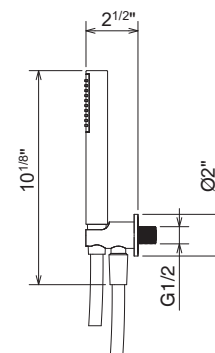
Shower kit with water outlet and ABS handshower

FINISH	PART NUMBER	LIST
.20	26.518.111.20	\$350
.60	26.518.111.60	\$450
.61	26.518.111.61	\$450
.41	26.518.111.41	\$695
.6G	26.518.111.6G	\$525



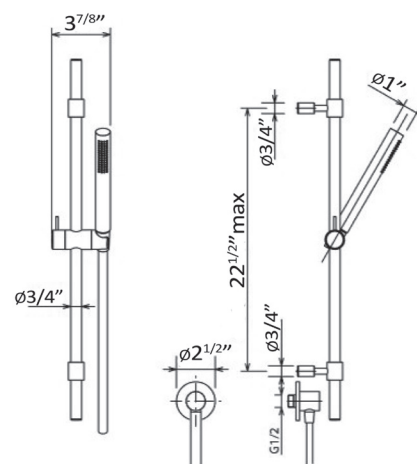
Complete shower kit with water outlet and handshower

FINISH	PART NUMBER	LIST
.20	34.518.010.20	\$289
.29	34.518.010.29	\$379
.24	34.518.010.24	\$379
.60	34.518.010.60	\$379
.61	34.518.010.61	\$379
.41	34.518.010.41	\$599
.9N	34.518.010.9N	\$599
.28	34.518.010.28	\$429
.6G	34.518.010.6G	\$429
.56	34.518.010.56	\$429
.57	34.518.010.57	\$429
.58	34.518.010.58	\$429



Complete brass sliding rail with water outlet and handshower

FINISH	PART NUMBER	LIST
.20	34.510.062.20	\$599
.29	34.510.062.29	\$759
.24	34.510.062.24	\$759
.60	34.510.062.60	\$759
.61	34.510.062.61	\$759
.41	34.510.062.41	\$1099
.9N	34.510.062.9N	\$1099
.28	34.510.062.28	\$849
.6G	34.510.062.6G	\$849
.56	34.510.062.56	\$849
.57	34.510.062.57	\$849
.58	34.510.062.58	\$849



WELLNESS




tender rain®



MADE IN ITALY

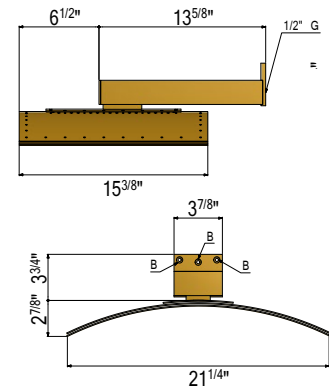
PLUVIA

TENDERRAIN




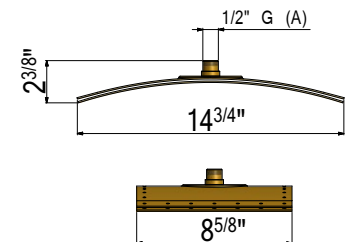
PLUVIA 21" x 15" arc-shaped chrome plated anti-scale showerhead with wall fixing device.
Average Flow rate 18l/min.

FINISH	PART NUMBER	LIST
.20	4U600 .20	\$3899
.24	4U600 .24	\$4299
.56	4U600 .56	\$4999
.57	4U600 .57	\$4999
.9H	4U600 .9H	\$5859
.60	4U600 .60	\$4299
.61	4U600 .61	\$4299
.16	4U600 .16	\$4689
.17	4U600 .17	\$4689




PLUVIA MINI 15"x9" arc-shaped chrome plated antiscala showerhead. Wall arm not included.
Average Flow rate 14l/min.

FINISH	PART NUMBER	LIST
.20	4U370 .20	\$1599
.24	4U370 .24	\$1759
.56	4U370 .56	\$1999
.57	4U370 .57	\$1999
.9H	4U370 .9H	\$2399
.60	4U370 .60	\$1759
.61	4U370 .61	\$1759
.16	4U370 .16	\$1899
.17	4U370 .17	\$1899



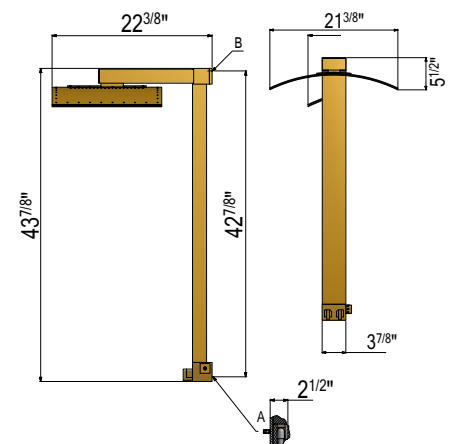
14" Shower arm

FINISH	PART NUMBER	LIST
.20	707350 .20	\$499
.24	707350 .24	\$559
.56	707350 .56	\$649
.57	707350 .57	\$649
.9H	707350 .9H	\$759
.60	707350 .60	\$549
.61	707350 .61	\$549
.16	707350 .16	\$599
.17	707350 .17	\$599



PLUVIA 22"x16" wall mounted rail, handshower and showerhead column with thermostatic mixer.
Includes built-in part #9400.
Average flow rate 18l/min.

FINISH	PART NUMBER	LIST
.20	U4410 .20	\$8859
.24	U4410 .24	\$9699
.56	U4410 .56	\$10999
.57	U4410 .57	\$10999
.9H	U4410 .9H	\$12999
.60	U4410 .60	\$9699
.61	U4410 .61	\$9699
.16	U4410 .16	\$10499
.17	U4410 .17	\$10499

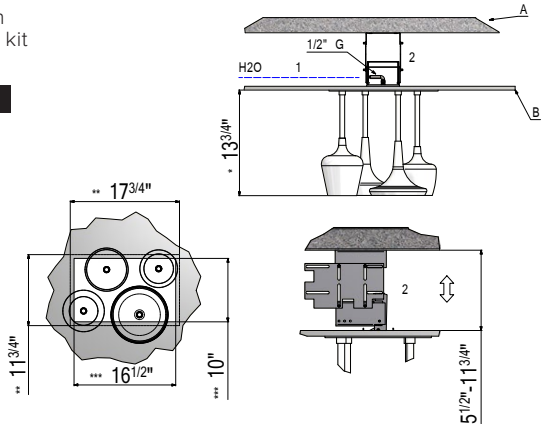


20 Chrome | 24 Brushed Nickel | 56 Matte Brushed Dark Bronze | 57 Matte Brushed Copper | 9H PVD Brushed Gun Metal
60 Matte Black | 61 Matte White | 16 Glossy Black | 17 Glossy White



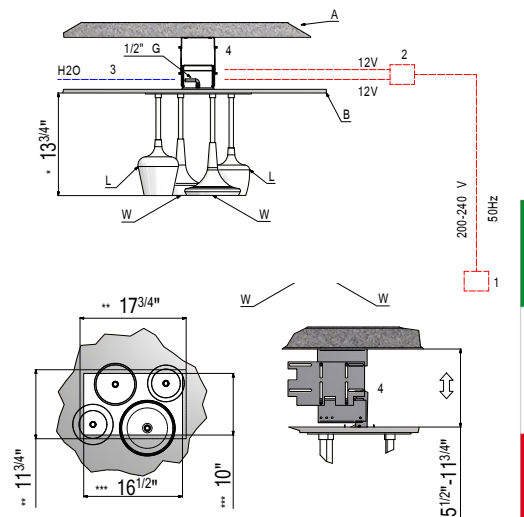
CALICES set of 4 different showerheads with shared entry. Solid Brass. Ceiling installation kit included. Flow rate for all 4 heads 18l/min

FINISH	PART NUMBER	LIST
.20	9D450 .20	\$6499
.24	9D450 .24	\$6999
.56	9D450 .56	\$8299
.57	9D450 .57	\$8299
.9H	9D450 .9H	\$9599
.60	9D450 .60	\$6999
.61	9D450 .61	\$6999
.16	9D450 .16	\$7699
.17	9D450 .17	\$7699



PLUVIA MINI 15"x9" arc-shaped chrome plated antiscald showerhead. Wall arm not included. Average Flow rate 14l/min.

FINISH	PART NUMBER	LIST
.20	9D450L .20	\$6759
.24	9D450L .24	\$7499
.56	9D450L .56	\$8799
.57	9D450L .57	\$8799
.9H	9D450L .9H	\$9999
.60	9D450L .60	\$7499
.61	9D450L .61	\$7499
.16	9D450L .16	\$8049
.17	9D450L .17	\$8049

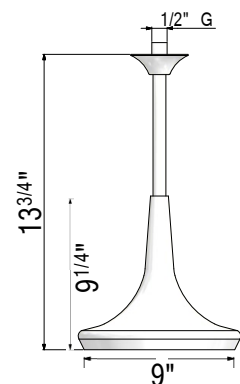


MADE IN ITALY



CALICES 9\"/>

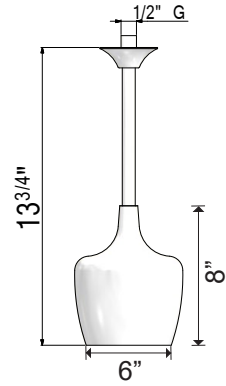
FINISH	PART NUMBER	LIST
.20	1D230 .20	\$1549
.24	1D230 .24	\$1699
.56	1D230 .56	\$1999
.57	1D230 .57	\$1999
.9H	1D230 .9H	\$2299
.60	1D230 .60	\$1699
.61	1D230 .61	\$1699
.16	1D230 .16	\$1899
.17	1D230 .17	\$1899





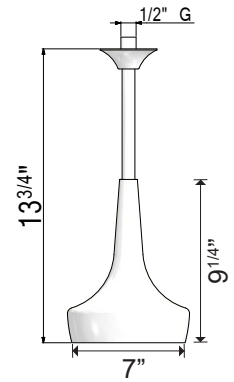
CALICES 6" w x 8" h antiscald showerhead.
Average Flow rate 7l/min

FINISH	PART NUMBER	LIST
.20	2D150 .20	\$1399
.24	2D150 .24	\$1499
.56	2D150 .56	\$1799
.57	2D150 .57	\$1799
.9H	2D150 .9H	\$2099
.60	2D150 .60	\$1499
.61	2D150 .61	\$1499
.16	2D150 .16	\$1659
.17	2D150 .17	\$1659



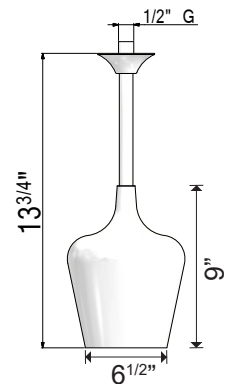
CALICES 7" w x 9 1/4" h antiscald showerhead.
Average Flow rate 7l/min


FINISH	PART NUMBER	LIST
.20	3D170 .20	\$1499
.24	3D170 .24	\$1649
.56	3D170 .56	\$1949
.57	3D170 .57	\$1949
.9H	3D170 .9H	\$2249
.60	3D170 .60	\$1649
.61	3D170 .61	\$1649
.16	3D170 .16	\$1849
.17	3D170 .17	\$1849



CALICES 6 1/2" w x 9" h antiscald showerhead.
Average Flow rate 7l/min

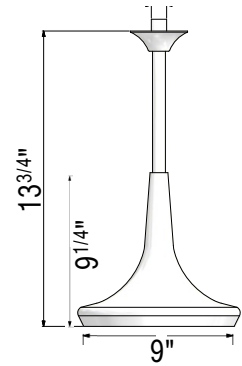
FINISH	PART NUMBER	LIST
.20	4D160 .20	\$1549
.24	4D160 .24	\$1699
.56	4D160 .56	\$1999
.57	4D160 .57	\$1999
.9H	4D160 .9H	\$2299
.60	4D160 .60	\$1699
.61	4D160 .61	\$1699
.16	4D160 .16	\$1899
.17	4D160 .17	\$1899





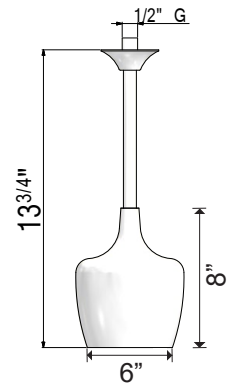
CALICES 9\"w x 9¼\"h, LED lamp 9W, 720 lumen, 3000°K (warm light), 220V

FINISH	PART NUMBER	LIST
.20	9741L .20	\$1329
.24	9741L .24	\$1529
.56	9741L .56	\$1799
.57	9741L .57	\$1799
.9H	9741L .9H	\$2099
.60	9741L .60	\$1529
.61	9741L .61	\$1529
.16	9741L .16	\$1699
.17	9741L .17	\$1699



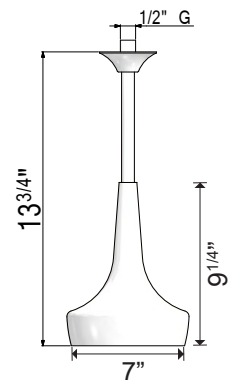
CALICES 6\"w x 8\"h LED lamp 9W, 720 lumen, 3000°K (warm light), 220V

FINISH	PART NUMBER	LIST
.20	9742L .20	\$1199
.24	9742L .24	\$1399
.56	9742L .56	\$1629
.57	9742L .57	\$1629
.9H	9742L .9H	\$1899
.60	9742L .60	\$1399
.61	9742L .61	\$1399
.16	9742L .16	\$1499
.17	9742L .17	\$1499



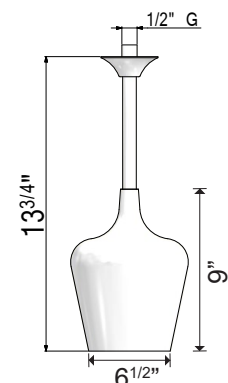
CALICES 7\"w x 9¼\"h LED lamp 9W, 720 lumen, 3000°K (warm light), 220V

FINISH	PART NUMBER	LIST
.20	9743L .20	\$1299
.24	9743L .24	\$1459
.56	9743L .56	\$1729
.57	9743L .57	\$1729
.9H	9743L .9H	\$1979
.60	9743L .60	\$1459
.61	9743L .61	\$1459
.16	9743L .16	\$1599
.17	9743L .17	\$1599




CALICES 6½\"w x 9\"h LED lamp 9W, 720 lumen, 3000°K (warm light), 220V

FINISH	PART NUMBER	LIST
.20	9744L .20	\$1429
.24	9744L .24	\$1549
.56	9744L .56	\$1849
.57	9744L .57	\$1849
.9H	9744L .9H	\$2099
.60	9744L .60	\$1589
.61	9744L .61	\$1589
.16	9744L .16	\$1699
.17	9744L .17	\$1699



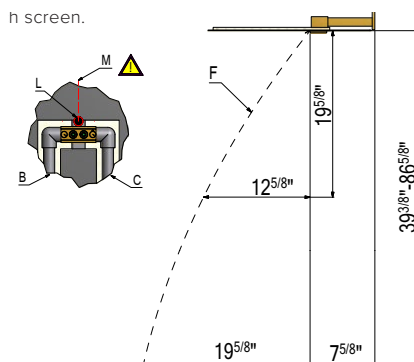
MADE IN ITALY



JETTO 20"x13" rectangular chrome plated antiscald shower head with waterfall and wall fixing device. 6 LED RGB lights. **Requires LED Controller, 01.830.100 or 01.830.300.60** Rain flow rate 8lo/min. Waterfall flow rate 15l/min

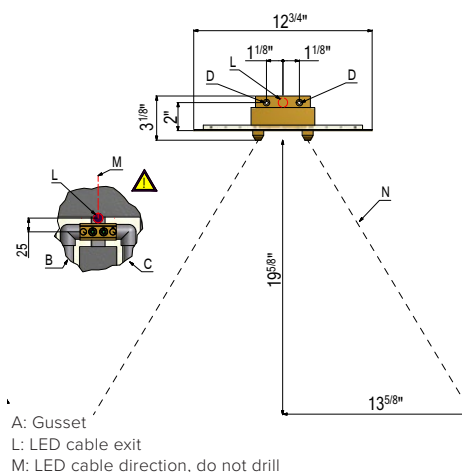
FINISH	PART NUMBER	LIST
.20	2J494L .20	\$2999
.24	2J494L .24	\$3299
.56	2J494L .56	\$3999
.57	2J494L .57	\$3999
.9H	2J494L .9H	\$4499
.60	2J494L .60	\$3429
.61	2J494L .61	\$3429
.16	2J494L .16	\$3699
.17	2J494L .17	\$3699

h screen.



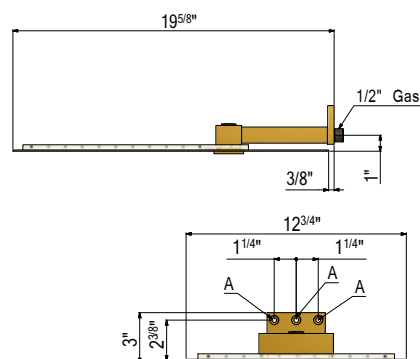
JETTO 20"x13" rectangular chrome plated antiscald shower head with nebulization and wall fixing device. 6 LED RGB lights. **Requires LED Controller, 01.830.100 or 01.830.300.60** Includes built-in part #9400. Rain flow rate 8lo/min. Nebulization flow rate 15l/min

FINISH	PART NUMBER	LIST
.20	2J495L .20	\$2949
.24	2J495L .24	\$3249
.56	2J495L .56	\$3899
.57	2J495L .57	\$3899
.9H	2J495L .9H	\$4399
.60	2J495L .60	\$3349
.61	2J495L .61	\$3349
.16	2J495L .16	\$3599
.17	2J495L .17	\$3599




JETTO 20"x13" rectangular chrome plated antiscald showerhead with nebulization and wall fixing device. 6 LED RGB lights. **Requires LED Controller, 01.830.100 or 01.830.300.60.** Includes built-in part #9400. Rain flow rate 8'/min. Nebulization flow rate 1.5l/min

FINISH	PART NUMBER	LIST
.20	2J491L .20	\$2899
.24	2J491L .24	\$3199
.56	2J491L .56	\$3799
.57	2J491L .57	\$3799
.9H	2J491L .9H	\$4359
.60	2J491L .60	\$3249
.61	2J491L .61	\$3249
.16	2J491L .16	\$3499
.17	2J491L .17	\$3499



Wall-mounted LED Controller with push-button panel



FINISH	PART NUMBER	LIST	STOCK
.20	01.830.100.20	\$1695	
.29	01.830.100.29	\$2095	
.24	01.830.100.24	\$2095	
.60	01.830.100.60	\$2095	
.61	01.830.100.61	\$2095	
.40	01.830.100.40	\$2895	
.41	01.830.100.41	\$3195	
.6G	01.830.100.6G	\$2395	

WIFI LED Controller with remote control

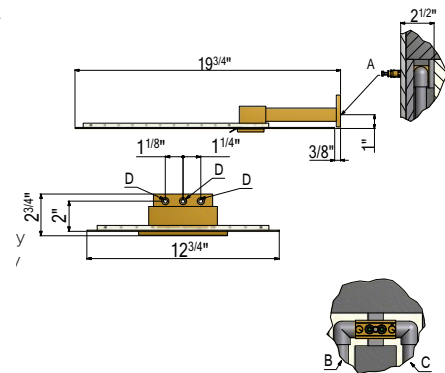


FINISH	PART NUMBER	LIST STOCK
.60	01.830.300.60	\$1059

JETTO 20"x13" rectangular chrome plated antiscald shower head with waterfall and wall fixing device. Includes built-in part #9400. Rain flow rate 8l/min. Waterfall flow rate 15l/min



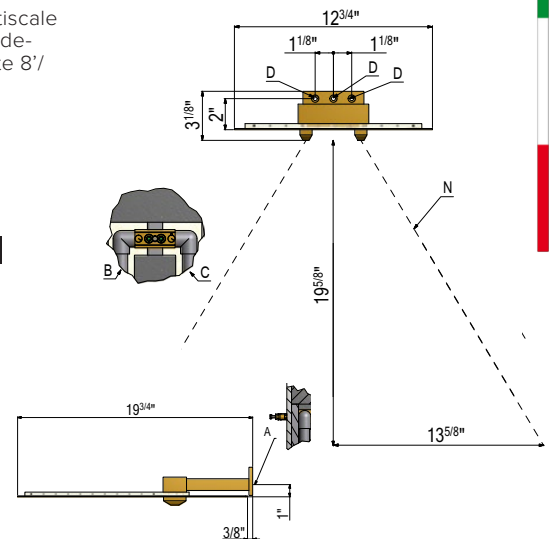
FINISH	PART NUMBER	LIST
.20	2J494 .20	\$2799
.24	2J494 .24	\$3059
.56	2J494 .56	\$3549
.57	2J494 .57	\$3549
.9H	2J494 .9H	\$3999
.60	2J494 .60	\$3059
.61	2J494 .61	\$3059
.16	2J494 .16	\$3299
.17	2J494 .17	\$3299



JETTO 20"x13" rectangular chrome plated antiscald showerhead with nebulization and wall fixing device. Includes built-in part #9400. Rain flow rate 8' / min. Nebulization flow rate 1.5l/min
A: Built-in part
B: Rainhead water supply
C: Nebulization water supply
D: Gusset
N: Nebulization



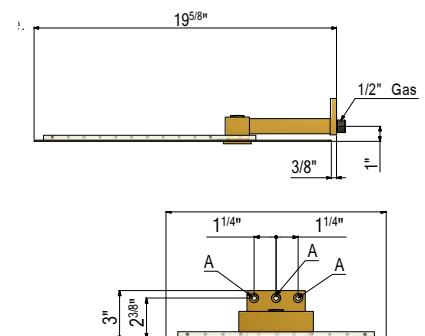
FINISH	PART NUMBER	LIST
.20	2J495 .20	\$2759
.24	2J495 .24	\$2999
.56	2J495 .56	\$3499
.57	2J495 .57	\$3499
.9H	2J495 .9H	\$3979
.60	2J495 .60	\$2999
.61	2J495 .61	\$2999
.16	2J495 .16	\$3199
.17	2J495 .17	\$3199



JETTO 20"x13" rectangular chrome plated antiscald showerhead. Rain flow rate 8' / min.



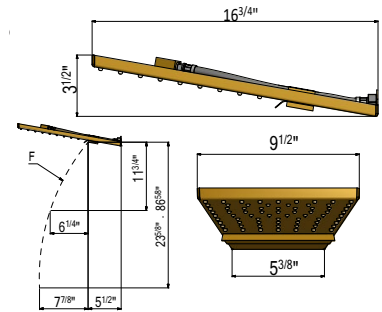
FINISH	PART NUMBER	LIST
.20	2J491 .20	\$2699
.24	2J491 .24	\$2899
.56	2J491 .56	\$3399
.57	2J491 .57	\$3399
.9H	2J491 .9H	\$3879
.60	2J491 .60	\$2899
.61	2J491 .61	\$2899
.16	2J491 .16	\$3149
.17	2J491 .17	\$3149





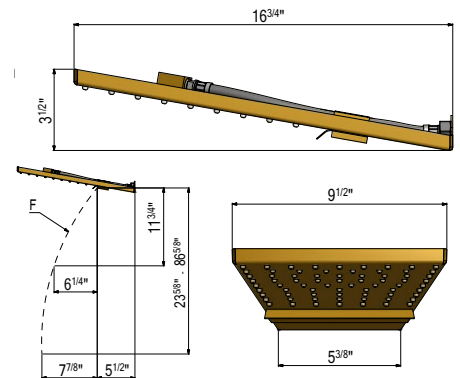
SHARP 28"x10" Trapexoidal wall mounted chrome plated antiscall shower head with waterfall. Rain flow rate 10l/min. Waterfall flow rate 15l/min

FINISH	PART NUMBER	LIST
.20	3S444 .20	\$1899
.24	3S444 .24	\$2149
.56	3S444 .56	\$2549
.57	3S444 .57	\$2549
.9H	3S444 .9H	\$2899
.60	3S444 .60	\$2149
.61	3S444 .61	\$2149
.16	3S444 .16	\$2299
.17	3S444 .17	\$2299




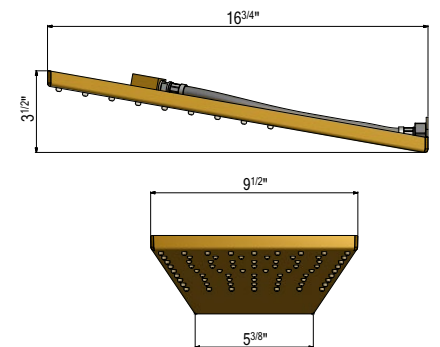
SHARP 28"x10" Trapexoidal wall mounted chrome plated antiscall 6 LED GBP shower head with waterfall. **Requires LED Controller, see below.** Rain flow rate 10l/min. Waterfall flow rate 15l/min

FINISH	PART NUMBER	LIST
.20	3S444L .20	\$2339
.24	3S444L .24	\$2549
.56	3S444L .56	\$2999
.57	3S444L .57	\$2999
.9H	3S444L .9H	\$3499
.60	3S444L .60	\$2549
.61	3S444L .61	\$2549
.16	3S444L .16	\$2799
.17	3S444L .17	\$2799



SHARP 28"x10" Trapexoidal wall mounted chrome plated antiscall 6 LED RGB shower head. **Requires LED Controller, see below.** Rain flow rate 10l/min.

FINISH	PART NUMBER	LIST
.20	3S440L .20	\$1799
.24	3S440L .24	\$1999
.56	3S440L .56	\$2389
.57	3S440L .57	\$2389
.9H	3S440L .9H	\$2749
.60	3S440L .60	\$1999
.61	3S440L .61	\$1999
.16	3S440L .16	\$2199
.17	3S440L .17	\$2199



Wall-mounted LED Controller with push-button panel

FINISH	PART NUMBER	LIST	STOCK
.20	01.830.100.20	\$1695	
.29	01.830.100.29	\$2095	
.24	01.830.100.24	\$2095	
.60	01.830.100.60	\$2095	
.61	01.830.100.61	\$2095	
.40	01.830.100.40	\$2895	
.41	01.830.100.41	\$3195	
.6G	01.830.100.6G	\$2395	



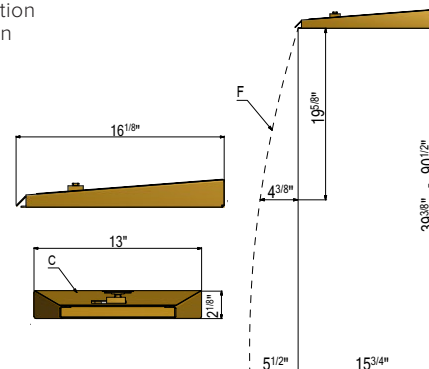
WIFI LED Controller with remote control

FINISH	PART NUMBER	LIST	STOCK
.60	01.830.300.60	\$1059	

ARETHUSA 16"x13" Trapezoidal wall mounted chrome plated antiscala shower head with waterfall with flow regulation valve. Rain flow rate 10l/min. Waterfall flow rate 18l/min

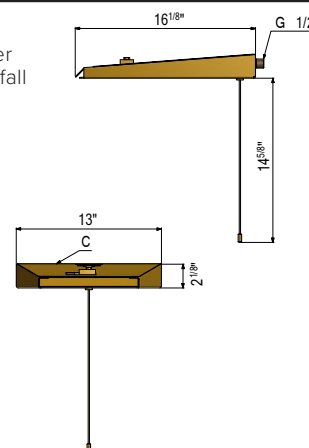


FINISH	PART NUMBER	LIST
.20	3V410 .20	\$2899
.24	3V410 .24	\$3199
.56	3V410 .56	\$3699
.57	3V410 .57	\$3699
.9H	3V410 .9H	\$4199
.60	3V410 .60	\$3199
.61	3V410 .61	\$3199
.16	3V410 .16	\$3449
.17	3V410 .17	\$3449
.54	3V410 .54*	\$2899



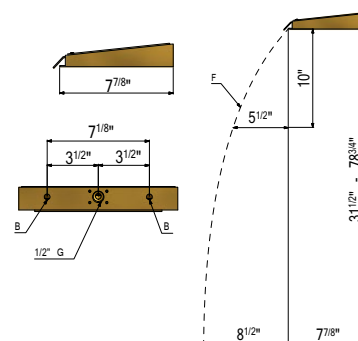
ARETHUSA 16"x13" Trapezoidal wall mounted chrome plated antiscala shower head with waterfall, diverter and 1/2"G water inlet. With flow regulation valve. Rain flow rate 10l/min. Waterfall flow rate 18l/min. OPTIONAL Upper Cover: 9507

FINISH	PART NUMBER	LIST
.20	3V411 .20	\$2899
.24	3V411 .24	\$3199
.56	3V411 .56	\$3749
.57	3V411 .57	\$3749
.9H	3V411 .9H	\$4299
.60	3V411 .60	\$3199
.61	3V411 .61	\$3199
.16	3V411 .16	\$3499
.17	3V411 .17	\$3499
.54	3V411 .54*	\$2899



ARETHUSA 8"x11" Trapezoidal wall mounted chrome plated waterfall showerhead with flow regulation valve. Waterfall flow rate 18l/min

FINISH	PART NUMBER	LIST
.20	3V200 .20	\$1549
.24	3V200 .24	\$1699
.56	3V200 .56	\$1999
.57	3V200 .57	\$1999
.9H	3V200 .9H	\$2299
.60	3V200 .60	\$1699
.61	3V200 .61	\$1699
.16	3V200 .16	\$1849
.17	3V200 .17	\$1849
.54	3V200 .54*	\$1549



OPTIONAL Upper Covr for 3V410 & 3V411, recommended for outdoor installation.

FINISH	PART NUMBER	LIST
.20	9507 .20	\$469
.24	9507 .24	\$519
.56	9507 .56	\$599
.57	9507 .57	\$599
.9H	9507 .9H	\$699
.60	9507 .60	\$519
.61	9507 .61	\$519
.16	9507 .16	\$569
.17	9507 .17	\$569
.54	9507 .54*	\$469

OPTIONAL Upper Covr for 3V200, recommended for outdoor installation.

FINISH	PART NUMBER	LIST
.20	9508 .20	\$289
.24	9508 .24	\$319
.56	9508 .56	\$369
.57	9508 .57	\$369
.9H	9508 .9H	\$429
.60	9508 .60	\$319
.61	9508 .61	\$319
.16	9508 .16	\$349
.17	9508 .17	\$349
.54	9508 .54*	\$289


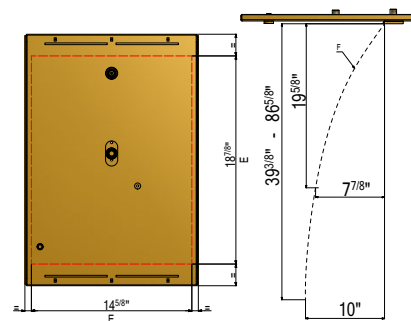
*.54 Old Natural Brass is Recommended for outdoor use

20 Chrome | 24 Brushed Nickel | 56 Matte Brushed Dark Bronze | 57 Matt Brushed Copper | 60 Matte Black | 61 Matte White
9H PVD Brushed Gun Metal | 16 Glossy Black | 17 Glossy White | 54 Old Natural Brass




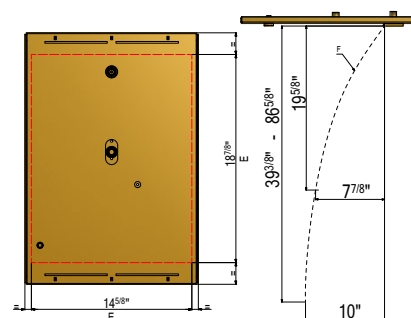
24"x16" Rectangular chrome plated antiscall 72 LED RGB shower head with waterfall and nebulization. Equipped with deluxe ceiling fixing device.
Requires LED Controller, see p. 55. Rain flow rate 12l/min. Waterfall flow rate 18l/min

FINISH	PART NUMBER	LIST
.20	2B606L .20	\$5699
.24	2B606L .24	\$6199
.56	2B606L .56	\$7299
.57	2B606L .57	\$7299
.9H	2B606L .9H	\$8599
.60	2B606L .60	\$6199
.61	2B606L .61	\$6199
.16	2B606L .16	\$6799
.17	2B606L .17	\$6799




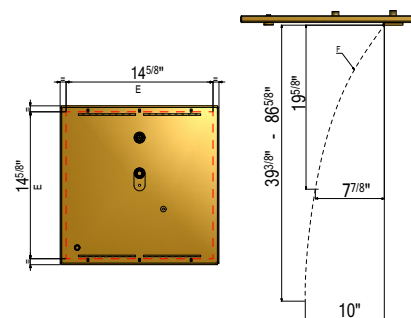
24"x16" Rectangular chrome plated antiscall 72 LED RGB shower head with waterfall. Equipped with deluxe false ceiling fixing device.
Requires LED Controller, see p. 55. Rain flow rate 12l/min. Waterfall flow rate 18l/min

FINISH	PART NUMBER	LIST
.20	2B604L .20	\$5099
.24	2B604L .24	\$5599
.56	2B604L .56	\$6599
.57	2B604L .57	\$6599
.9H	2B604L .9H	\$7599
.60	2B604L .60	\$5599
.61	2B604L .61	\$5599
.16	2B604L .16	\$6099
.17	2B604L .17	\$6099



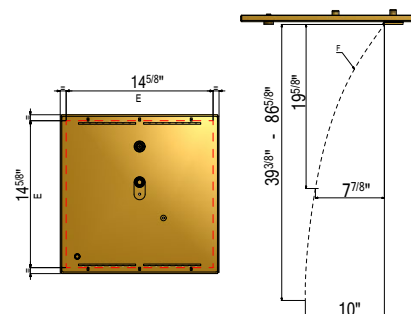
16"x16" Rectangular chrome plated antiscall 72 LED RGB shower head with waterfall and nebulization. Equipped with deluxe false ceiling fixing device.
Requires LED Controller, see p. 55. Rain flow rate 10l/min. Waterfall flow rate 18l/min

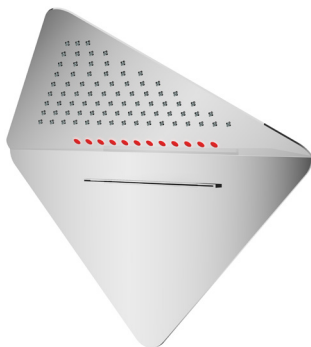
FINISH	PART NUMBER	LIST
.20	1B406L .20	\$4999
.24	1B406L .24	\$5499
.56	1B406L .56	\$6499
.57	1B406L .57	\$6499
.9H	1B406L .9H	\$7499
.60	1B406L .60	\$5499
.61	1B406L .61	\$5499
.16	1B406L .16	\$5999
.17	1B406L .17	\$5999



16"x16" Rectangular chrome plated antiscall 72 LED RGB shower head with waterfall. Equipped with deluxe ceiling fixing device.
Requires LED Controller, see p. 55. Rain flow rate 10l/min. Waterfall flow rate 18l/min

FINISH	PART NUMBER	LIST
.20	1B404L .20	\$4399
.24	1B404L .24	\$4799
.56	1B404L .56	\$5599
.57	1B404L .57	\$5599
.9H	1B404L .9H	\$6599
.60	1B404L .60	\$4799
.61	1B404L .61	\$4799
.16	1B404L .16	\$5199
.17	1B404L .17	\$5199





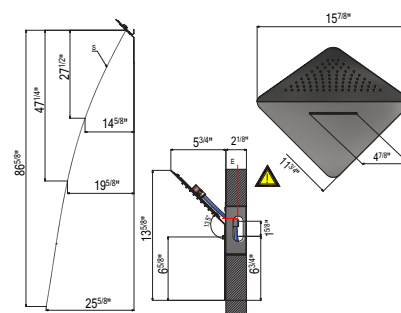
12"x12" Mirror polished stainless steel antiscall 12 LED RGB chromotherapy showerhead with waterfall and support bracket.

Requires LED Controller, see below.

Rain flow rate 12l/min. Waterfall flow rate 16l/min

30.834.100.---

FINISH	PART NUMBER	LIST
.20		\$2995
.24 .29 .60 .61		\$3995
.28 .56 .57 .58 .6G		\$4595
.9N		\$6295




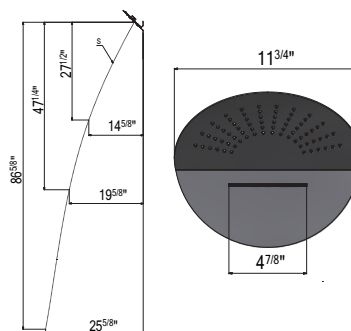
12" Mirror polished stainless steel antiscall 12 LED RGB chromotherapy showerhead with waterfall and support bracket.

Requires LED Controller, see below.

Rain flow rate 12l/min. Waterfall flow rate 16l/min

32.834.100.---

FINISH	PART NUMBER	LIST
.20		\$2995
.24 .29 .60 .61		\$3995
.28 .56 .57 .58 .6G		\$4595
.9N		\$6295




Wall-mounted LED Controller with push-button panel

FINISH	PART NUMBER	LIST	STOCK
.20	01.830.100.20	\$1695	
.29	01.830.100.29	\$2095	
.24	01.830.100.24	\$2095	
.60	01.830.100.60	\$2095	
.61	01.830.100.61	\$2095	
.40	01.830.100.40	\$2895	
.41	01.830.100.41	\$3195	
.6G	01.830.100.6G	\$2395	




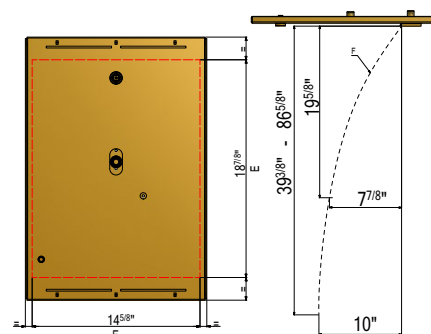
WIFI LED Controller with remote control

FINISH	PART NUMBER	LIST	STOCK
.60	01.830.300.60	\$1059	




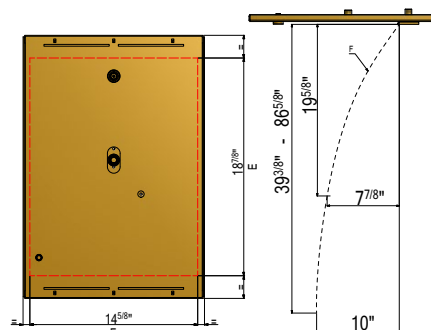
24"x16" Rectangular chrome plated antiscaling shower head with waterfall and nebulization. Equipped with deluxe false ceiling fixing device.
Rain flow rate 12l/min. Waterfall flow rate 18l/min

FINISH	PART NUMBER	LIST
.20	2B606 .20	\$4699
.24	2B606 .24	\$5199
.56	2B606 .56	\$6199
.57	2B606 .57	\$6199
.9H	2B606 .9H	\$6999
.60	2B606 .60	\$5199
.61	2B606 .61	\$5199
.16	2B606 .16	\$5699
.17	2B606 .17	\$5699




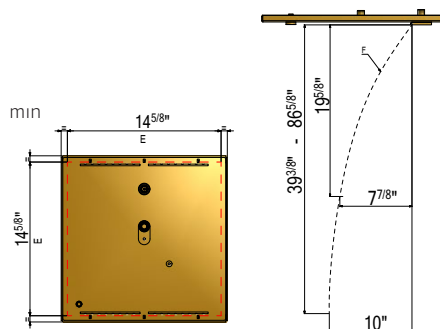
24"x16" Rectangular chrome plated antiscaling shower head with waterfall. Equipped with deluxe false ceiling fixing device.
Rain flow rate 12l/min. Waterfall flow rate 18l/min

FINISH	PART NUMBER	LIST
.20	2B604 .20	\$4329
.24	2B604 .24	\$4699
.56	2B604 .56	\$5599
.57	2B604 .57	\$5599
.9H	2B604 .9H	\$6399
.60	2B604 .60	\$4699
.61	2B604 .61	\$4699
.16	2B604 .16	\$5169
.17	2B604 .17	\$5169



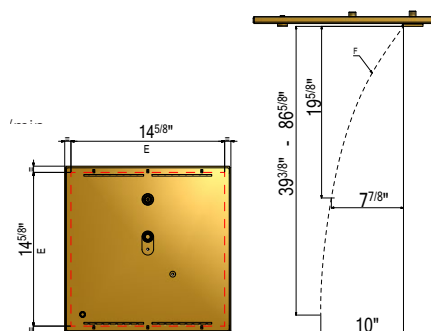
16"x16" Rectangular chrome plated antiscaling shower head with waterfall and nebulization. Equipped with deluxe false ceiling fixing device.
Rain flow rate 10l/min. Waterfall flow rate 18l/min

FINISH	PART NUMBER	LIST
.20	1B406 .20	\$4129
.24	1B406 .24	\$4499
.56	1B406 .56	\$5349
.57	1B406 .57	\$5349
.9H	1B406 .9H	\$5999
.60	1B406 .60	\$4499
.61	1B406 .61	\$4499
.16	1B406 .16	\$4959
.17	1B406 .17	\$4959



16"x16" Rectangular chrome plated antiscaling shower head with waterfall. Equipped with deluxe false ceiling fixing device.
Rain flow rate 10l/min. Waterfall flow rate 18l/min

FINISH	PART NUMBER	LIST
.20	1B404 .20	\$3499
.24	1B404 .24	\$3799
.56	1B404 .56	\$4599
.57	1B404 .57	\$4599
.9H	1B404 .9H	\$5299
.60	1B404 .60	\$3799
.61	1B404 .61	\$3799
.16	1B404 .16	\$4199
.17	1B404 .17	\$4199

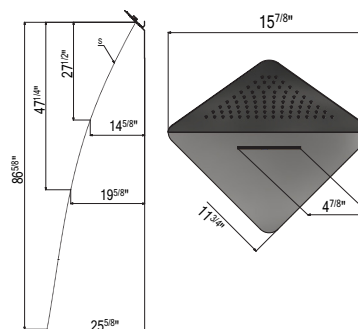




12"x12" Mirror polished stainless steel antiscala showerhead with waterfall and support bracket.
Rain flow rate 12l/min. Waterfall flow rate 16l/min

30.410.610.____

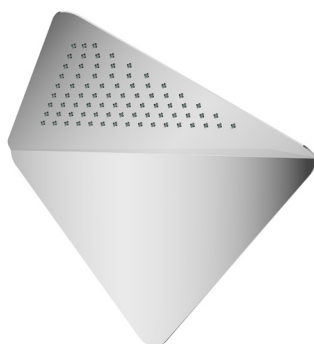
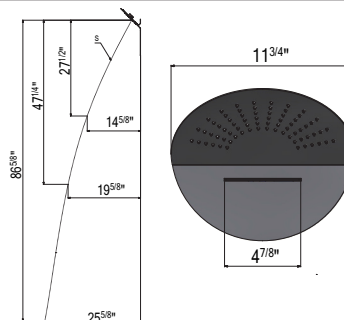
FINISH	PART NUMBER	LIST
.20		\$2595
.24 .29 .60 .61		\$3495
.28 .56 .57 .58 .6G		\$3995
.9N		\$5495



12" Mirror polished stainless steel antiscala showerhead with waterfall and support bracket.
Rain flow rate 12l/min. Waterfall flow rate 16l/min

32.410.010.____

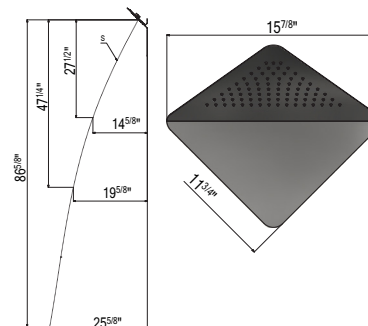
FINISH	PART NUMBER	LIST
.20		\$2595
.24 .29 .60 .61		\$3495
.28 .56 .57 .58 .6G		\$3995
.9N		\$5495



12"x12" Mirror polished stainless steel antiscala showerhead with support bracket.
Rain flow rate 12l/min.

30.410.600.____

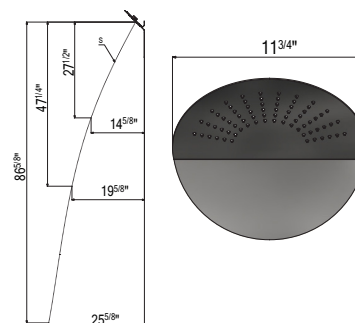
FINISH	PART NUMBER	LIST
.20		\$1595
.24 .29 .60 .61		\$1995
.28 .56 .57 .58 .6G		\$2350
.9N		\$3095




12" Mirror polished stainless steel antiscala showerhead with support bracket.
Rain flow rate 12l/min.

32.410.000.____

FINISH	PART NUMBER	LIST
.20		\$1595
.24 .29 .60 .61		\$1995
.28 .56 .57 .58 .6G		\$2350
.9N		\$3095




Rectangular chrome plated anti-scale showerhead



FINISH	SIZE	PART NUMBER	LIST	SIZE	PART NUMBER	LIST
.20	24"x10"	2B602 .20	\$2599	24"x16"	2B600 .20	\$3199
.24	24"x10"	2B602 .24	\$2849	24"x16"	2B600 .24	\$3599
.56	24"x10"	2B602 .56	\$3399	24"x16"	2B600 .56	\$4259
.57	24"x10"	2B602 .57	\$3399	24"x16"	2B600 .57	\$4259
.9H	24"x10"	2B602 .9H	\$3899	24"x16"	2B600 .9H	\$4899
.60	24"x10"	2B602 .60	\$2849	24"x16"	2B600 .60	\$3599
.61	24"x10"	2B602 .61	\$2849	24"x16"	2B600 .61	\$3599
.16	24"x10"	2B602 .16	\$3099	24"x16"	2B600 .16	\$3899
.17	24"x10"	2B602 .17	\$3099	24"x16"	2B600 .17	\$3899
.20	32"x10"	2B800 .20	\$3699	32"x16"	2B801 .20	\$5599
.24	32"x10"	2B800 .24	\$4129	32"x16"	2B801 .24	\$6099
.56	32"x10"	2B800 .56	\$4879	32"x16"	2B801 .56	\$7299
.57	32"x10"	2B800 .57	\$4879	32"x16"	2B801 .57	\$7299
.9H	32"x10"	2B800 .9H	\$5629	32"x16"	2B801 .9H	\$8199
.60	32"x10"	2B800 .60	\$4129	32"x16"	2B801 .60	\$6099
.61	32"x10"	2B800 .61	\$4129	32"x16"	2B801 .61	\$6099
.16	32"x10"	2B800 .16	\$4499	32"x16"	2B801 .16	\$6599
.17	32"x10"	2B800 .17	\$4499	32"x16"	2B801 .17	\$6599

Round chrome plated anti-scale showerhead
A: 20" = 0B500; 24" = 0B600

FINISH	SIZE	PART NUMBER	LIST	SIZE	PART NUMBER	LIST
.20	20"	0B500 .20	\$2599	24"	0B600 .20	\$3899
.24	20"	0B500 .24	\$2959	24"	0B600 .24	\$4299
.56	20"	0B500 .56	\$3499	24"	0B600 .56	\$4999
.57	20"	0B500 .57	\$3499	24"	0B600 .57	\$4999
.9H	20"	0B500 .9H	\$3999	24"	0B600 .9H	\$5699
.60	20"	0B500 .60	\$2959	24"	0B600 .60	\$4299
.61	20"	0B500 .61	\$2959	24"	0B600 .61	\$4299
.16	20"	0B500 .16	\$3229	24"	0B600 .16	\$4599
.17	20"	0B500 .17	\$3229	24"	0B600 .17	\$4599

Square chrome plated anti-scale showerhead
A: 20" = 1B501; 24" = 1B601

FINISH	SIZE	PART NUMBER	LIST	SIZE	PART NUMBER	LIST
.20	20"	1B501 .20	\$3199	24"	1B601 .20	\$3999
.24	20"	1B501 .24	\$3499	24"	1B601 .24	\$4399
.56	20"	1B501 .56	\$4159	24"	1B601 .56	\$5199
.57	20"	1B501 .57	\$4159	24"	1B601 .57	\$5199
.9H	20"	1B501 .9H	\$4699	24"	1B601 .9H	\$5999
.60	20"	1B501 .60	\$3499	24"	1B601 .60	\$4399
.61	20"	1B501 .61	\$3499	24"	1B601 .61	\$4399
.16	20"	1B501 .16	\$3799	24"	1B601 .16	\$4799
.17	20"	1B501 .17	\$3799	24"	1B601 .17	\$4799

OUTDOOR SHOWERS



tender rain®


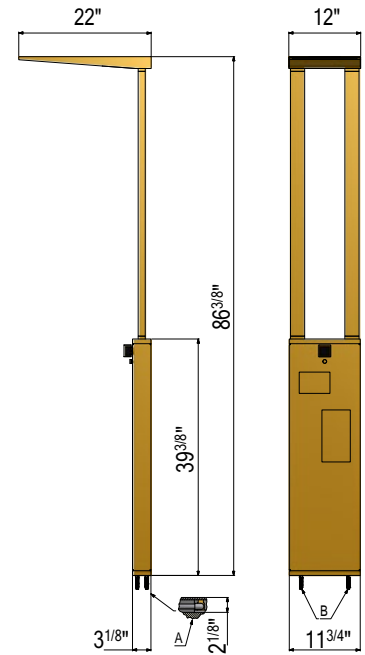


MADE IN ITALY



MENHIR Self standing old natural brass finish rising rail with 20"x13" antiscald showerhead, handshower and integrated soap holders. Includes built-in part 9405. Flow rate 8l/min. Long-lasting, extremely resistant finish.

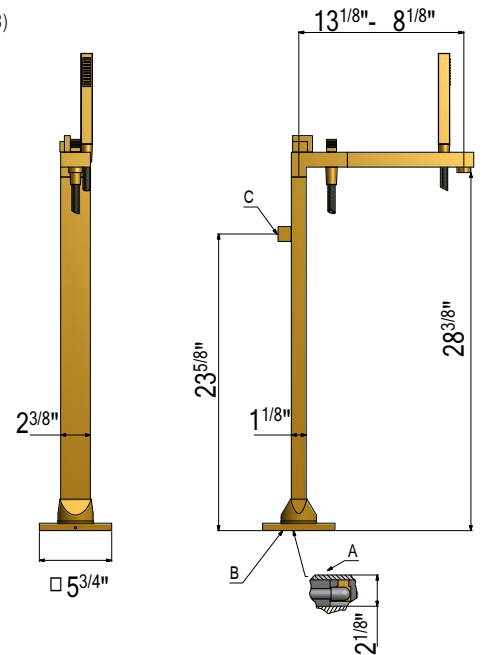
FINISH	PART NUMBER	LIST
.54	M1350.54	\$10,599



28" tall rectangular section, chrome plated foot rinse station with hot/cold water spout, handshower, rear handshower holder and floor fixing device. Includes built-in part 9402 (A) and 6 Dowels (B) Flow rate 12l/min.

FINISH	PART NUMBER	LIST
.20	85234.20	\$3299
.54	85234.54*	\$3299

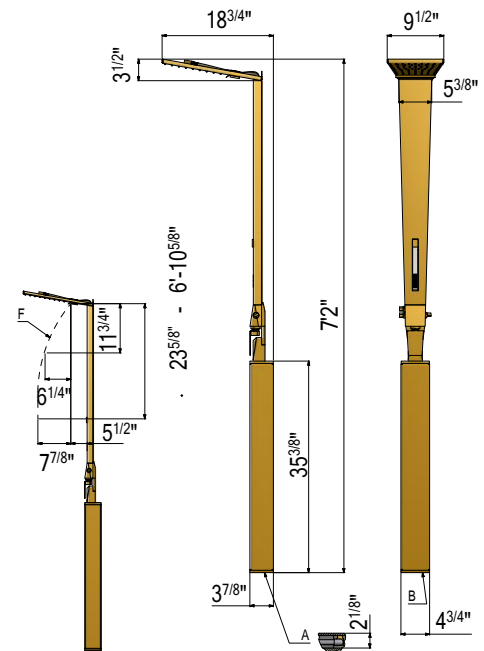
Chrome not recommended for outdoor use
*Old Natural Brass (.54) is recommended.





SHARP Multifunctional self standing brushed chrome rising rail with 18"x10" antiscal showerhead, waterfall, and body spray/handshower. Includes built-in part 9405 (A), and 4 Dowels (B).
Rain effect flow rate 8l/min.
Waterfall flow rate 15l/min.

FINISH	PART NUMBER	LIST
.29	S1310.29	\$10,999

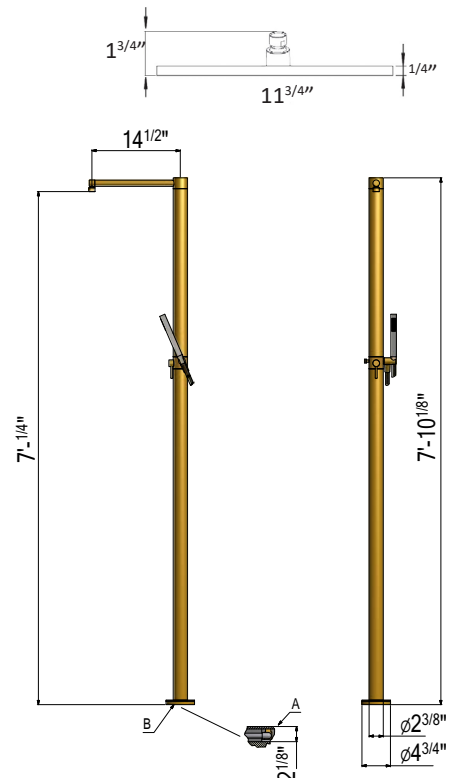


MADE IN ITALY



Self standing brushed stainless steel rising rail with round 12" antiscal showerhead (OX300) with round handshower. Includes built-in part 9402 (A), and 6 Dowels (B).
Flow rate 12l/min.

FINISH	PART NUMBER	LIST
.82	C3314.82	\$7399



TENDERRAIN CLEANING INSTRUCTIONS

Our products are entirely made in Italy with top quality materials and a patented construction system. We are the first and unique manufacturer applying this kind of method, which enables us to combine the aesthetic plus of our minimal thickness (registered pattern) and the modern contemporary design with two precious functional features: a remarkable water saving and a beneficial daily massage.

Please be aware that an eventual inactivity of a small percentage of nozzles (3-6%) does not influence the good functioning of the product, but it is a proof of the lack of pressure inside the shower head. It is an indispensable condition in order to obtain the real "Tender rain" effect which results from our natural flow, completely due to gravity.

Possible drips from this small percentage of nozzles, depending on unpredictable and ordinary local turbulent flows, ensure a better water aeration. As a consequence, you will get an improvement in water and energy saving. All tender rain® products are therefore widely acknowledged to be green, eco-friendly and environmentally responsible.

MAINTENANCE INSTRUCTIONS

This product was manufactured with handicraft care using high technology machines and high quality materials treated with the best surface finishings (chrome plating, gold plating....)

We recommend to follow these instructions in order to preserve the surface of your product and to keep it in working order:

- Avoid cleaning with acid detergents, especially if they contain hydrochloric acid, and with abrasive products. Use only soft sponge cloth, not metallic
- In case of need to remove water scale obstruction, softly press your fingers on the obstructed nozzle
- In case of considerable water scale due to very hard water, we suggest to unscrew the shower head from its arm and to dip it in a mixture of water and vinegar for 10/20 minutes. Rinse and screw it making sure that the gasket is properly placed inside the top of the shower head.
- Cleaning of metal parts: The water contains calcium that accumulates on the surface of the products and forms unsightly stains. For normal cleaning product simply use a cloth wet with a little of soap, rinse and dry after each use. We recommend to use only soap-based detergents. Never use detergents or abrasive cleaners or disinfectants containing alcohol, hydrochloric acid or phosphoric acid, bleach, chlorine etc.
- Cleaning of the nozzles in silicone: the heads are equipped with the "Easy-Clean" system constituted by nozzles in silicone that with the hot water dilate doing so remove the first layer of limestone.

For the rising rails with unscrewable shower head, please refer to their own instructions.

ATTENTION

- The shower head must be installed by qualified staff.
- Handle the product with care to avoid superficial damages.
- To get the "rain effect" place the shower head in perfect horizontal position, avoiding to tilt it.

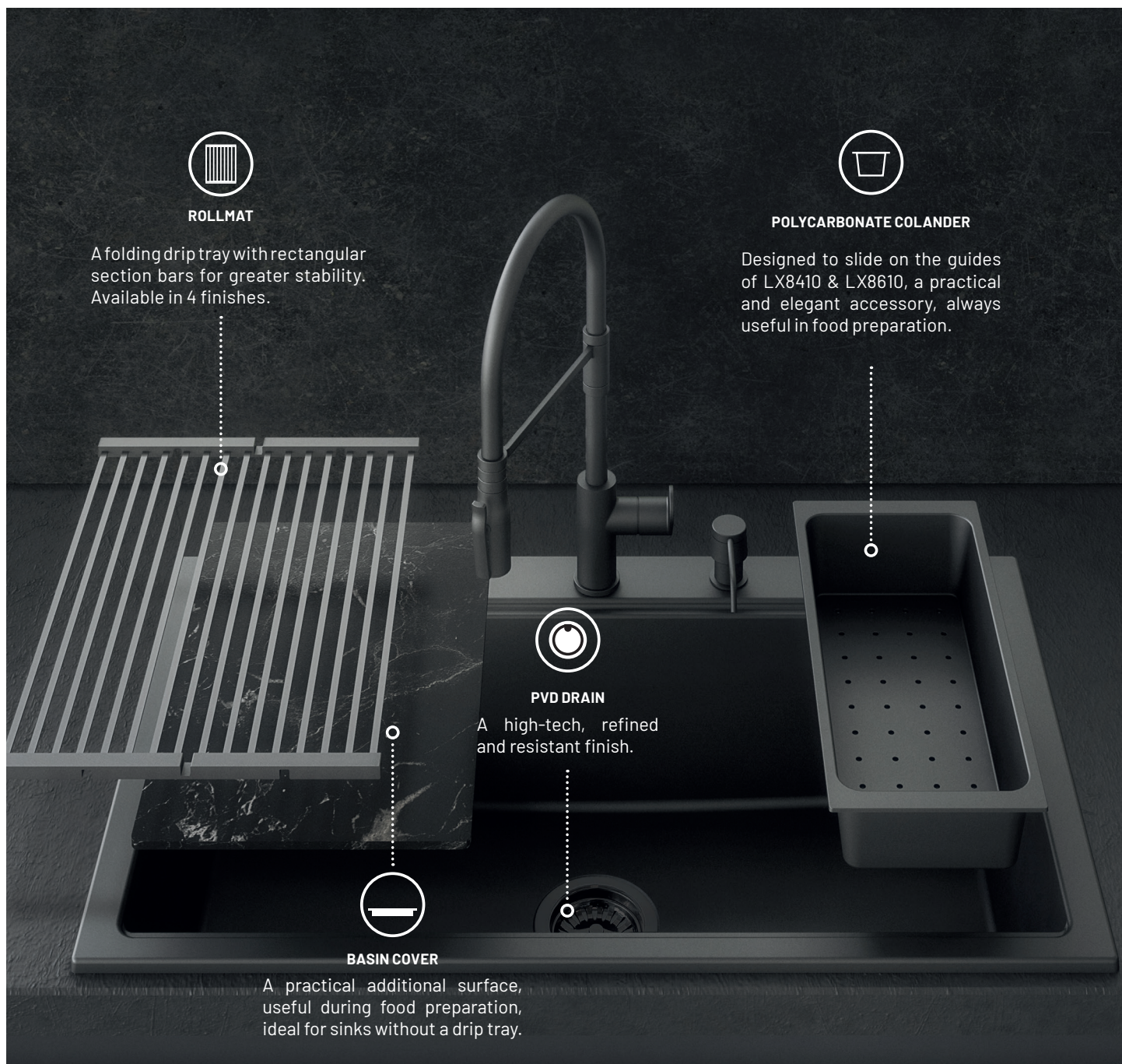
The warranty does not cover damage caused by limescale and impurities.

GRANITE COMPOSITE SINKS



WORKSTATION SINK

EVERYTHING UNDER CONTROL



A WORKSTATION SINK IS MORE THAN A SINK, A REAL WORKSTATION, WIDER, MORE PRACTICAL AND FUNCTIONAL THANKS TO THE SPECIFICALLY DESIGNED ACCESSORIES: BASKETS, TRAYS, CUTTING BOARDS AND MUCH MORE. THE CONSTRUCTION MATERIALS AND THE FINE FINISHES MAKE THE WORKSTATION SINK A PIECE OF FURNITURE CAPABLE OF ADDING AESTHETIC VALUE TO THE KITCHEN. THE WORKSTATION SINK IS OUR ANSWER TO THE DESIRE TO TRANSFORM THE KITCHEN INTO A PLACE OF EXPERIENCE, IN WHICH DESIGN AND FUNCTIONALITY COME TOGETHER TO IMPROVE THE QUALITY OF THE TIME WE SPEND IN THIS ENVIRONMENT. See p.49 for more details.

MATERIALS & COLOURS



The **very high surface concentration (over 80%) of quartz and granite microparticles** generated by a sophisticated sedimentation process during the production phase, gives the MICRO-ULTRAGRANIT **extraordinary aesthetic characteristics and a pleasant effect to the touch**, associated with a very high surface hardness, resistance to chemicals, heat, and scratches.



56
Jasmine



58
Milk White




70
Black Matt




72
Truffle



The **metallescent particles** incorporated in the mixture together with quartz and granite crystals, create **shades and metallic finishes** in the sink surfaces. Cold colors, satin surfaces and a metallescent effect make the Ultrametal sink particularly suitable for **modern settings** and for combinations with stainless steel appliances, often found in the kitchen. An Ultrametal sink is easy to clean, very hygienic and resists scratches, chemicals, heat and high temperatures very well.



41
Aluminium



42
Titanium




44
Black



14
Concrete




NanoSTONE, an exclusive latest generation material, is composed of pure acrylic resin and a mix of high-tech mineral fillers, designed to bind together, developing a 3D lattice of "hydrogen bonds", through a chemical process possible thanks to the geometries and to the polarization of the minerals involved. The molecular network thus created **strengthens the internal structure of the sink, making it more resistant to impacts and thermal shocks**. The new composite material has a more robust structure and a silky feel to the touch.



N1
Pure White



N3
Argan




N4
Urban Grey



N6
Deep Black



N7
Merlot



N8
Sage

THE MATERIAL OF OUR SINKS IS ADDED WITH TITANIUM DIOXIDE NANOPARTICLES (TiO_2) WHICH, IN ADDITION TO CONTRIBUTING TO THE PURIFICATION OF THE AIR IN THE KITCHEN, ALSO HAVE AN **ANTIBACTERIAL ACTION**, MAKING THE SINK FRESHER AND CLEANER. ARIAPURA TECHNOLOGY IS **INCORPORATED INTO THE ENTIRE MASS OF THE SINK**, HAS AN **UNLIMITED DURATION**, REMAINS ACTIVE AND RETAINS ITS FULL EFFECTIVENESS OVER TIME EVEN IN THE EVENT OF WEAR AND SCRATCHES ON THE SURFACES. ALL SINKS ARE EQUIPPED WITH THE PATENTED ARIAPURA TECHNOLOGY WHICH PERFORMS A TRIPLE ACTION:

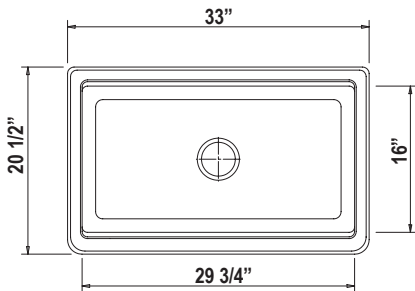
• **ANTI-POLLUTANT** • **ANTIBACTERIAL** • **SELF-CLEANING**

FARMHOUSE WORKSTATION SINK















LX8410

Single basin sink - Reversible
33" x 20-1/2" - 36" Cabinet



Cutout: SEE SUPPLIED INSTRUCTIONS
Basin depth: 9-3/8"

ACCESSORIES: 1, 2, 3, 4, 5, 6, 7

MICRO-ULTRAGRANIT	\$1995	ULTRAMETAL	\$2195	NANOSTONE	\$2365
 UG 58 MILK WHITE LX8410 / 58		 UM 41 ALUMINIUM LX8410 / 41		 NS N1 PURE WHITE LX8410 / N1	
 UG 70 BLACK MATT LX8410 / 70		 UM 42 TITANIUM LX8410 / 42		 NS N3 ARGAN LX8410 / N3	
 UG 72 TRUFFLE LX8410 / 72		 UM 44 BLACK LX8410 / 44		 NS N4 URBAN GREY LX8410 / N4	
				 NS N6 DEEP BLACK LX8410 / N6	
				 NS N7 MERLOT LX8410 / N7	
				 NS N8 SAGE LX8410 / N8	

AVAILABLE ACCESSORIES



1_COPHPLX1
\$220



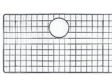
2_SPSESINX
\$195



3_COPPILT10
\$40



4_MULTIRACK
\$195



5_GRID84LX
\$165



6_PILC
\$25



7_PILCG
\$99



PILCR
\$99



PILCGN
\$99

reversible

One front has the least rounded corners, with a radius of $\frac{3}{4}$ " and a $1\frac{3}{8}$ " wide perimeter edge to adapt to the most linear and rigorous kitchens in modern and contemporary environments.



The opposite front has the most rounded corners with a $1\frac{1}{2}$ " radius, and a wider perimeter edge, equal to $2\frac{3}{8}$ ". These softer lines are the ideal combination for country kitchens, for those with a more classic or retro design.

MADE IN ITALY

flexible

Model **LX8410** can be installed as an undermount or drop-in



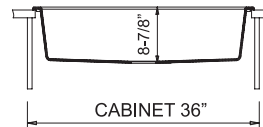
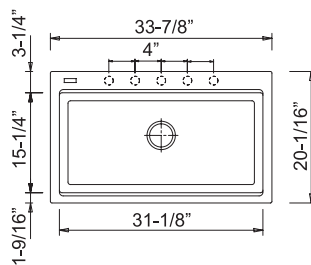


WORKSTATION SINKS



LX8610













Single basin sink
33-7/8" x 20-11/16" - 36" Cabinet



Cutout: 33-1/8" x 19-1/4"
Basin depth: 8-7/8"

ACCESSORIES: 1, 2, 3, 4, 5, 6, 7

MADE IN ITALY

MICRO-ULTRAGRANIT	\$1250	ULTRAMETAL	\$1375	NANOSTONE	\$1450
 UG 58 MILK WHITE LX8610 / 58		 UM 41 ALUMINIUM LX8610 / 41		 NS N1 PURE WHITE LX8410 / N1	
 UG 70 BLACK MATT LX8610 / 70		 UM 42 TITANIUM LX8610 / 42		 NS N3 ARGAN LX8410 / N3	
 UG 72 TRUFFLE LX8610 / 72		 UM 44 BLACK LX8610 / 44		 NS N4 URBAN GREY LX8410 / N4	
				 NS N6 DEEP BLACK LX8410 / N6	
				 NS N7 MERLOT LX8410 / N7	
				 NS N8 SAGE LX8410 / N8	

AVAILABLE ACCESSORIES



1_COPHPLX2
\$220



2_SPCESINX
\$195



3_VAS70LX
\$150



4_COPPILT10
\$40



5_ROLLMAT
\$215



6_PILC
\$25



7_PILCG
\$99



PILCR
\$99

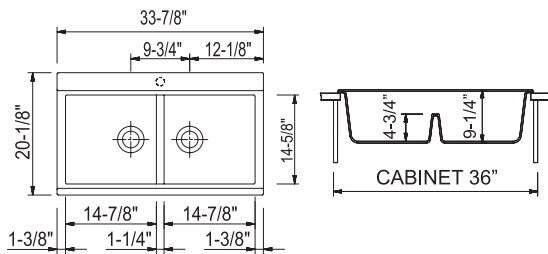


PILCGN
\$99



LX8620

Double basin sink
33-7/8" x 20-1/8" – 36" Cabinet



Cutout: 33-1/8" x 19-1/4"
Basin depth: 9-1/4"

ACCESSORIES: 1, 2, 3, 4, 5, 6, 7

MICRO-ULTRAGRANIT

\$1350



UG 58
MILK WHITE
LX8620 / 58



UG 70
BLACK MATT
LX8620 / 70



UG 72
TRUFFLE
LX8620 / 72

ULTRAMETAL

\$1495



UM 41
ALUMINIUM
LX8620 / 41



UM 42
TITANIUM
LX8620 / 42



UM 44
BLACK
LX8620 / 44



UM 14
CONCRETE
LX8620 / 14

NANOSTONE

\$1625



NS N1
PURE WHITE
LX8410 / N1



NS N3
ARGAN
LX8410 / N3



NS N4
URBAN GREY
LX8410 / N4



NS N6
DEEP BLACK
LX8410 / N6




NS N7
MERLOT
LX8410 / N7



NS N8
SAGE
LX8410 / N8

Tempered crystal chopping boards - TAGCRLUX



Code TAGCRLUX/K1 - White
Code TAGCRLUX/K2 - Black

Code refers to a single chopping board, not to the couple.

HPL basin cover - COPHPLX2



COPHPLX2/TOR - Taupe
COPHPLX2/CEM - Cement
COPHPLX2/ARD - Ardesia

Code refers to a single basin cover, not to the couple.



Stainless steel colander
- LXVASINX



Drain cover
- COPPILT10



AVAILABLE ACCESSORIES



1_COPHPLX2
\$220



2_TAGCRLUX
\$175



3_LXVASINX
\$195



4_SPESINX
\$195



5_COPPILT10
\$40



6_PILC
\$25



7_PILCG
\$99



PILCR
\$99



PILCGN
\$99

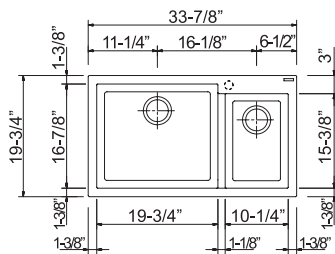
INSET & UNDERMOUNT





ON8620

Double basin sink
33-7/8" x 19-3/4" – 36" Cabinet



Cutout: 33-1/16" x 18-7/8"
Basin depth: 7-7/8"

ACCESSORIES: 3, 5, 6, 7, 8, 10, 11, 13, 14

MICRO-ULTRAGRANIT

\$1090

NANOSTONE

\$1295



UG 56
JASMINE
ON8620 / 56



UG 58
MILK WHITE
ON8620 / 58



UG 70
BLACK MATT
ON8620 / 70



UG 72
TRUFFLE
ON8620 / 72

ULTRAMETAL

\$1195



UM 41
ALUMINIUM
ON8620 / 41



UM 42
TITANIUM
ON8620 / 42



UM 44
BLACK
ON8620 / 44



UM 14
CONCRETE
ON8620 / 14



NS N1
PURE WHITE
LX8410 / N1



NS N3
ARGAN
LX8410 / N3



NS N4
URBAN GREY
LX8410 / N4



NS N6
DEEP BLACK
LX8410 / N6



NS N7
MERLOT
LX8410 / N7

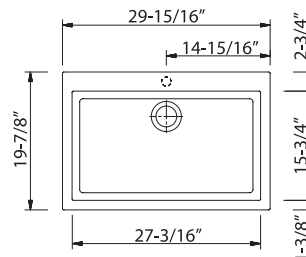


NS N8
SAGE
LX8410 / N8



ON7610

Single basin sink
29-15/16" x 19-7/8" – 33" Cabinet



Cutout: 29-1/8" x 18-7/8"
Basin depth: 7-7/8"

ACCESSORIES: 1, 2, 4, 5, 6, 7, 8, 9, 12, 14

MICRO-ULTRAGRANIT

\$975

NANOSTONE

\$1150



UG 56
JASMINE
ON7610 / 56



UG 58
MILK WHITE
ON7610 / 58



UG 70
BLACK MATT
ON7610 / 70



UG 72
TRUFFLE
ON7610 / 72

ULTRAMETAL

\$1075



UM 41
ALUMINIUM
ON7610 / 41



UM 42
TITANIUM
ON7610 / 42



UM 44
BLACK
ON7610 / 44



UM 14
CONCRETE
ON7610 / 14



NS N1
PURE WHITE
LX8410 / N1



NS N3
ARGAN
LX8410 / N3



NS N4
URBAN GREY
LX8410 / N4



NS N6
DEEP BLACK
LX8410 / N6



NS N7
MERLOT
LX8410 / N7



NS N8
SAGE
LX8410 / N8



1_COPHPLON
\$195



2_TAGL44
\$225



3_TAGL88
\$225



4_ONTAGCR
\$175



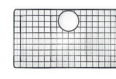
5_SPACESINX
\$195



6_ROLLUP
\$150



7_COPPILT10
\$40

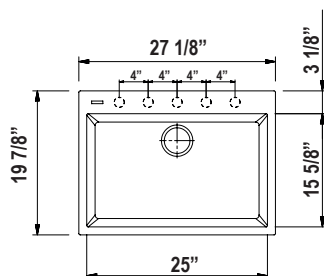


8_GRID76
\$150



ON6910

Single basin sink
27-1/8" x 19-7/8" – 30" Cabinet



Cutout: 26-3/4" x 19-1/4"
Basin depth: 8-1/4"



ACCESSORIES: 1, 2, 4, 5, 6, 7, 8, 12, 13, 14

MICRO-ULTRAGRANIT

\$950

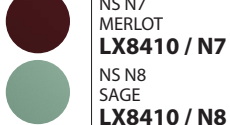
NANOSTONE

\$1095



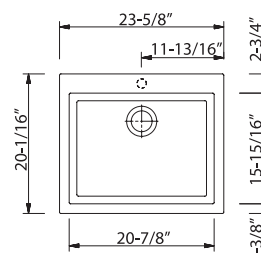
ULTRAMETAL

\$1050



ON6010

Single basin sink
23-5/8" x 20-1/16" – 30" Cabinet



Cutout: 22-7/8" x 18-7/8"
Basin depth: 7-7/8"


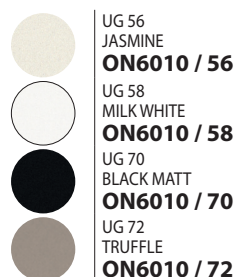
ACCESSORIES: 1, 2, 4, 5, 6, 7, 8, 9, 12, 13, 14

MICRO-ULTRAGRANIT

\$895

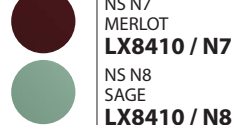
NANOSTONE

\$1075




ULTRAMETAL

\$975



9_GRID60
\$150



10_COPHPL88
\$275



11_TAGCR
\$175



12_ROLLMAT
\$215



13_PILC
\$25



14_PILCG
\$99



PILCR
\$99

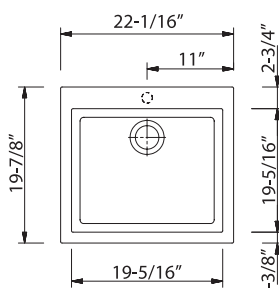


PILCGN
\$99



ON5610

Single basin sink
22-1/16" x 19-7/8" – 24" Cabinet



Cutout: 21-1/4" x 18-7/8"
Basin depth: 7-7/8"

ACCESSORIES: 1, 2, 3, 4, 5, 6, 7, 8, 9

MICRO-ULTRAGRANIT

\$895

NANOSTONE

\$1095



UG 56
JASMINE
ON5610 / 56



UG 58
MILK WHITE
ON5610 / 58



UG 70
BLACK MATT
ON5610 / 70



UG 72
TRUFFLE
ON5610 / 72

ULTRAMETAL

\$975



UM 41
ALUMINIUM
ON5610 / 41



UM 42
TITANIUM
ON5610 / 42



UM 44
BLACK
ON5610 / 44



UM 14
CONCRETE
ON5610 / 14



NS N1
PURE WHITE
LX8410 / N1



NS N3
ARGAN
LX8410 / N3



NS N4
URBAN GREY
LX8410 / N4



NS N6
DEEP BLACK
LX8410 / N6



NS N7
MERLOT
LX8410 / N7

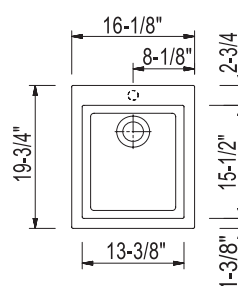


NS N8
SAGE
LX8410 / N8



ON4110

Single basin sink
16-1/8" x 19-3/4" – 18" Cabinet



Cutout: 15-3/8" x 18-7/8"
Basin depth: 7-7/8"

ACCESSORIES: 1, 2, 3, 4, 5, 6, 7, 8, 9

MICRO-ULTRAGRANIT

\$695

NANOSTONE

\$850



UG 56
JASMINE
ON4110 / 56



UG 58
MILK WHITE
ON4110 / 58



UG 70
BLACK MATT
ON4110 / 70



UG 72
TRUFFLE
ON4110 / 72

ULTRAMETAL

\$775



UM 41
ALUMINIUM
ON4110 / 41



UM 42
TITANIUM
ON4110 / 42



UM 44
BLACK
ON4110 / 44



UM 14
CONCRETE
ON4110 / 14



NS N1
PURE WHITE
LX8410 / N1



NS N3
ARGAN
LX8410 / N3



NS N4
URBAN GREY
LX8410 / N4



NS N6
DEEP BLACK
LX8410 / N6



NS N7
MERLOT
LX8410 / N7



NS N8
SAGE
LX8410 / N8



1_COPHPLON
\$195



2_TAGL44
\$225



3_ONTAGCR
\$175



4_SPACESINX
\$195



5_ROLLUP
\$150



6_COPPILT10
\$40



7_ROLLMAT
\$215



8_PILC
\$25



9_PILCG
\$99



PILCR
\$99

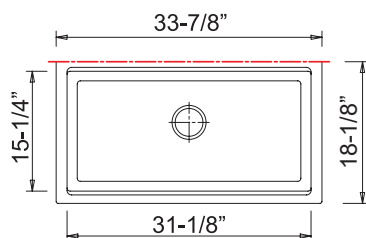


PILCGN
\$99



LX8610ST

Single basin sink
33-7/8" x 18-1/8" - 36" Cabinet



Cutout: 31" x 16-1/4"
Basin depth: 8-7/8"

ACCESSORIES: 1, 2, 3, 4, 5, 6, 7

MICRO-ULTRAGRANIT

\$1195

NANOSTONE

\$1575



UG 58
MILK WHITE
LX8610ST / 58



UG 70
BLACK MATT
LX8610ST / 70



UG 72
TRUFFLE
LX8610ST / 72

ULTRAMETAL

\$1325



UM 41
ALUMINIUM
LX8610ST / 41



UM 42
TITANIUM
LX8610ST / 42



UM 44
BLACK
LX8610ST / 44



NS N1
PURE WHITE
LX8410 / N1



NS N3
ARGAN
LX8410 / N3



NS N4
URBAN GREY
LX8410 / N4



NS N6
DEEP BLACK
LX8410 / N6



NS N7
MERLOT
LX8410 / N7

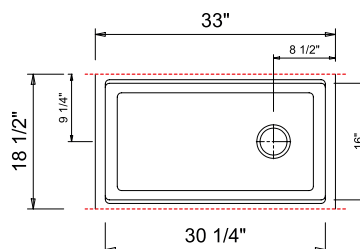


NS N8
SAGE
LX8410 / N8



ON3322ST

Single basin sink
33" x 18-1/2" - 33" Cabinet



Cutout: 30-1/4" x 17"
Basin depth 9"

ACCESSORIES: 2, 4, 6, 7

MICRO-ULTRAGRANIT

\$1295

NANOSTONE

\$1750



UG 58
MILK WHITE
ON3322 / 58



UG 70
BLACK MATT
ON3322 / 70



UG 72
TRUFFLE
ON3322 / 72

ULTRAMETAL

\$1425



UM 41
ALUMINIUM
ON3322 / 41



UM 42
TITANIUM
ON3322 / 42



UM 44
BLACK
ON3322 / 44



NS N1
PURE WHITE
LX8410 / N1



NS N3
ARGAN
LX8410 / N3



NS N4
URBAN GREY
LX8410 / N4



NS N6
DEEP BLACK
LX8410 / N6



NS N7
MERLOT
LX8410 / N7



NS N8
SAGE
LX8410 / N8

AVAILABLE ACCESSORIES



1_COPHPLX2
\$220



2_SPCEINX
\$195



3_VAS70LX
\$150



4_COPPILT10
\$40



5_ROLLMAT
\$215



6_PILC
\$25



7_PILCG
\$99



PILCR
\$99



PILCGN
\$99


ACCESSORIES



COPHPLON External sliding basin cover
 COPHPLON/TOR Taupe **\$195**
 COPHPLON/CEM Cement **\$195**
 COPHPLON/ARD Ardesia **\$195**

COPHPLX1 Internal sliding basin cover for LX8410
 COPHPLX1/TOR Taupe **\$195**
 COPHPLX1/CEM Cement **\$195**
 COPHPLX1/ARD Ardesia **\$195**


COPHPLX2 Internal sliding basin cover for LX8610 & LX8620
 COPHPLX2/TOR Taupe **\$195**
 COPHPLX2/CEM Cement **\$195**
 COPHPLX2/ARD Ardesia **\$195**




GLASS CUTTING BOARDS



ONTAGCR Crystal 16¼"x 10⅝"
\$175



TAGCRLUX/K1 White **\$175**
TAGCRLUX/K2 Black **\$175**
 16" x 17" For LX8620



TAGCR Glass 18⅞"x 10⅝"
\$175

ROLLUP Rolling drip tray in stainless steel & silicone, universal **\$150**



MULTIRACK

Sliding support surface with stainless steel containers for cutlery 17" x 7⅞" **\$225**
 For LX8410



VAS70LX **\$150**



For LX8610


WOOD CUTTING BOARDS

TAGL88 21" x 11" **\$225**
TAGL44 16¼" x 10" **\$225**



ROLLMAT

Foldable drip tray in stainless steel & silicone, universal
 ROLLMAT/SS Stainless Steel **\$215**
 ROLLMAT/BL Black **\$215**
 ROLLMAT/COP Copper **\$215**
 ROLLMAT/GD Gold **\$215**



LXVASINX **\$195**



For LX8620

STRAINERS

PILC
\$25



PILCN: Black
 PILCB: White
 PILCAL: Aluminum

PILCG
\$99



PVD Gold

PILCR
\$99



PVD Copper

PILCGN
\$99



PVD Gun Metal

DRAIN COVER

COPPIL10
\$40



Chrome

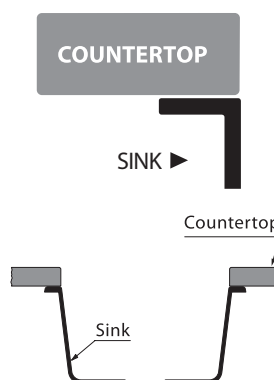
INSTALLATION INSTRUCTIONS

Most sinks can be installed as drop-in, and many can be installed under the countertop. The drawings show three typical ways of undermounting. The kit for undermount installation is included with LX8410ST and ON3322ST. For all other models, the kit is available as an option (code GANCIST10).

SOLUTION A



The edges of the countertop and the sink coincide (Suggested solution).



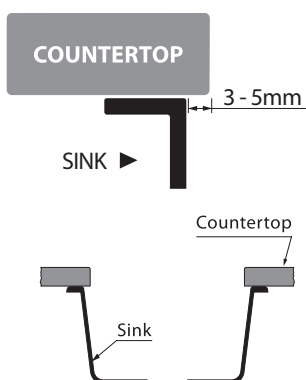
This solution:

- Enhances aesthetics
- Facilitates cleaning
- Optimize hygiene

SOLUTION B



The countertop extends beyond the edge of the sink, on all sides. The edges are hidden.



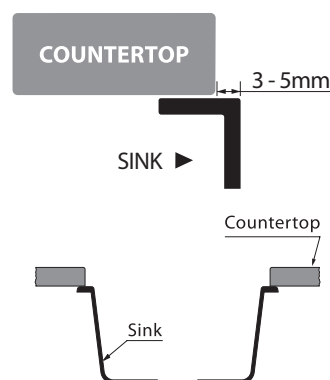
This solution:

- Simplifies installation

SOLUTION C

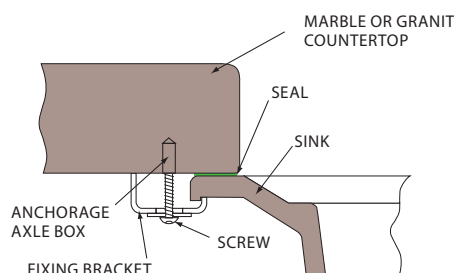
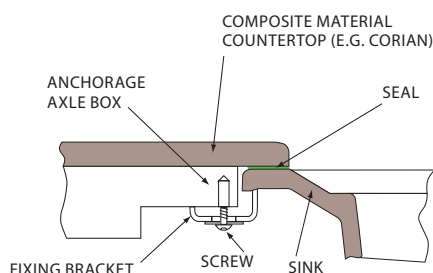


Sink's edge is partially visible.



This solution:

- Facilitates cleaning
- Optimize hygiene



MADE IN ITALY

DRILLING

All sinks are provided with pre-punched holes for mixers or accessories installation. Some models have many pre-punched holes (pic A) in order to choose where to place the mixer.

ATTENTION! To avoid sink breakage, the hole must only be completed with a Ø35-37 mm diamond bur, following the indications shown in figures B and C. Upon request, we can sell the complete kit for drilling the sink consisting of Shank + Bur (code **KITFRESA**) and the spare diamond bur (code **FRESA**).



A - Pre-punched holes



B - Align the drill with pre-punched hole



C - Proceed with the completion of the hole

WASHROOM CERAMICS

 **GALASSIA**



Laundry sink 5484MW in matte white

CERAMICS

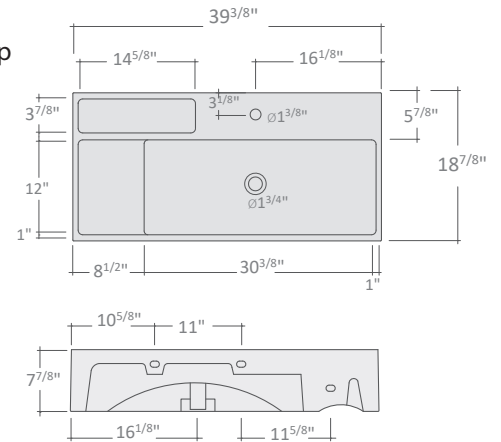


7502MW in matte white

Basin with Side Trough for Wall or Deckmount faucet. Wallhung or Countertop Install. Dimensions: 100x48x20. Not drilled.

7502SF	Glossy White	○	\$1579
7502SFMW	Matte White	○	\$2125
7502SFMB	Matte Black	●	\$2125
7502SFGM	Matte Grey	●	\$2350
7502SFSA	Sand	●	\$2350

7547GI	Yellow Plastic Tray	\$159
7547FU	Smoke Plastic Tray	\$159
7547BI	White Plastic Tray	\$159

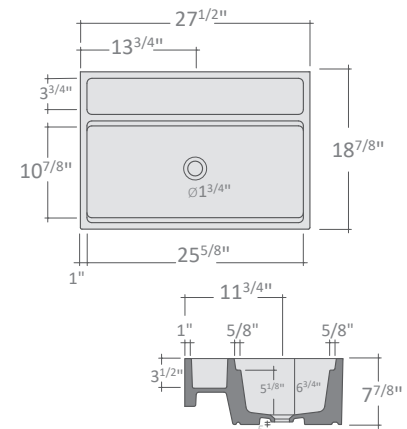


7504MW in matte white

Basin with Rear Trough & interior ledge for Wallmount faucets Dimensions: 70x48x20

7504	Glossy White	○	\$1350
7504MW	Matte White	○	\$1825
7504MB	Matte Black	●	\$1825
7504MG	Matte Grey	●	\$1925
7504SA	Sand	●	\$1925

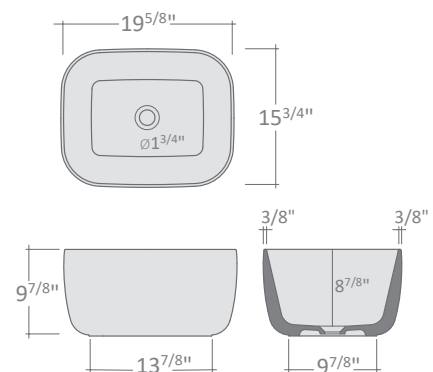
7546GI	Yellow Plastic Tray	\$90
7546FU	Smoke Plastic Tray	\$90
7546BI	White Plastic Tray	\$90



7500OC in ocher

Deep Countertop Basin
Dimensions: 50x40x25

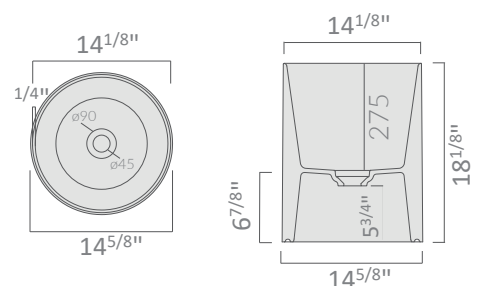
7500	Glossy White	○	\$875
7500MW	Matte White	○	\$1195
7500MB	Matte Black	●	\$1195
7500GM	Matte Grey	●	\$1325
7500PE	Petrol	●	\$1325
7500SA	Sand	●	\$1325
7500OC	Ocher	●	\$1325
7500SV	Sage	●	\$1325
7500VI	Violet	●	\$1325



7305MW in matte white

Deep Countertop Basin
Dimensions: 37x48

7305	Glossy White	○	\$1495
7305MW	Matte White	○	\$1950
7305MB	Matte Black	●	\$1950
7305GM	Matte Grey	●	\$1950
7305PE	Petrol	●	\$1950
7305SA	Sand	●	\$1950
7305OC	Ocher	●	\$1950
7305SV	Sage	●	\$1950
7305VI	Violet	●	\$1950



CERAMICS

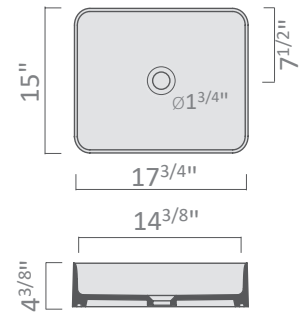


7414SA in sand

Rectangular Countertop Basin

Dimensions: 17³/₄" x 15" (3¹/₄" internal depth)

7414	Glossy White	○	\$950
7414MW	Matte White	◐	\$1250
7414MB	Matte Black	●	\$1250
7414GM	Matte Grey	◑	\$1395
7414SA	Sand	◒	\$1395
7414ON	Ottanio	◔	\$1395

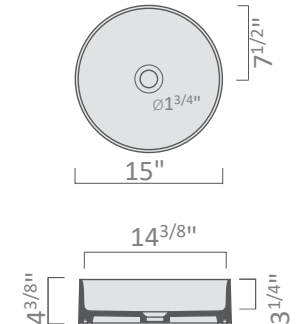


7405 in glossy white

Round Countertop Basin

Dimensions: Ø15" (3¹/₄" internal depth)

7405	Glossy White	○	\$895
7405MW	Matte White	◐	\$1195
7405MB	Matte Black	●	\$1195
7405GM	Matte Grey	◑	\$1295
7405SA	Sand	◒	\$1295
7405ON	Ottanio	◔	\$1295

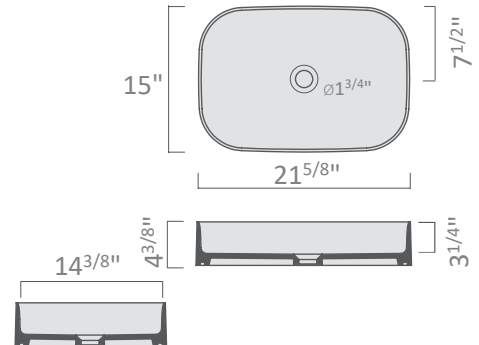


7402 in Ottanio

Oval Countertop Basin

Dimensions: 21⁵/₈" x 15" x 4³/₈"

7402	Glossy White	○	\$995
7402MT	Matte White	◐	\$1395
7402NEMT	Matte Black	●	\$1395
7402GM	Matte Grey	◑	\$1495
7402SA	Sand	◒	\$1495
7402ON	Ottanio	◔	\$1495



7511MW & 7512MW in matte white

Large Wallmount WC 22⁷/₈" x 15³/₄"

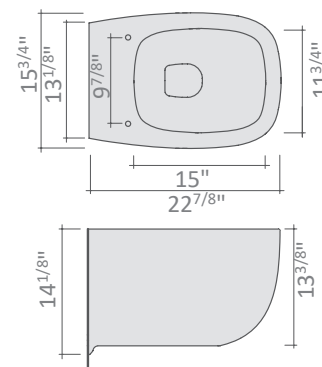
7511	Glossy White	○	\$1175
7511MW	Matte White	◐	\$1575
7511MB	Matte Black	●	\$1575
7511GM	Matte Grey	◑	\$1775
7511SA	Sand	◒	\$1775

Large Wallmount Bidet 22⁷/₈" x 15³/₄"

7512	Glossy White	○	\$1175
7512MW	Matte White	◐	\$1575
7512MB	Matte Black	●	\$1575
7512GM	Matte Grey	◑	\$1775
7512SA	Sand	◒	\$1775

Soft Close Seat

7513	Glossy White	\$395
7513MW	Matte White	\$595
7513MB	Matte Black	\$595
7513GM	Matte Grey	\$595
7513SA	Sand	\$595



In-Wall Carrier Sold Separately

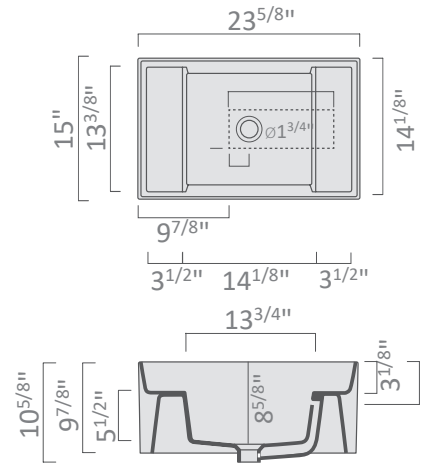
LAUNDRY SINKS



Laundry Basin with Interior Ledge

Dimensions: 23⁵/₈" x 15" x 10⁵/₈"

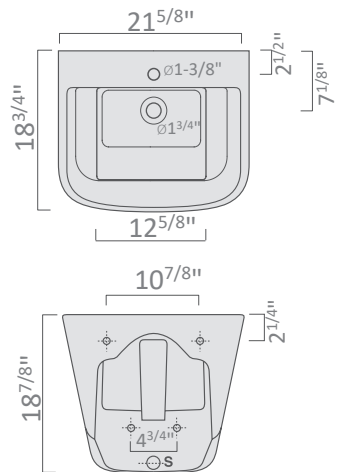
- | | | | |
|--------|--------------|---|--------|
| 5484 | Glossy White | ○ | \$995 |
| 5484MW | Matte White | ● | \$1395 |
| 5484MB | Matte Black | ● | \$1395 |
| 5485 | Wooden Board | | \$595 |



Wall hung Laundry Basin/Tub

Dimensions: 21⁵/₈" x 18³/₄" x 18⁷/₈"

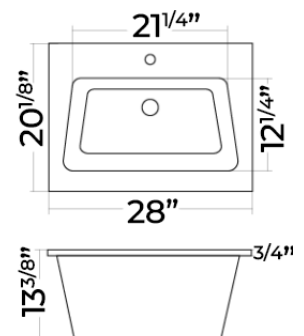
- | | | | |
|--------|--------------|---|--------|
| 5482 | Glossy White | ○ | \$950 |
| 5482MW | Matte White | ● | \$1295 |
| 5483 | Wooden Board | | \$595 |



10" Deep Laundry basin. Pre-drilled hole

Dimensions: 28" x 20¹/₈"

- | | | | |
|-------|--------------|--|-------|
| 70501 | Glossy White | | \$895 |
|-------|--------------|--|-------|



MADE IN ITALY
GALASSIA



WARRANTY

CAVALLI warrants, to the original owner-purchaser, the product to be free from defects in workmanship and materials under normal residential use and service for the period specified below, commencing from the initial date of purchase by the original owner-purchaser from CAVALLI or CAVALLI dealer with proof of purchase. The only acceptable proof of purchase is the original dated sales receipt. This warranty extends to the original owner and is not transferable to a subsequent owner of the residence where products are installed. This warranty does not apply unless CAVALLI product is installed by fully insured and fully licensed professionals. CAVALLI strongly recommends that such licensed professionals have experience in the installation of similar bathroom and kitchen products. CAVALLI's warranty obligation shall be fulfilled upon offering replacement or repair. The customer's refusal to accept the tender terminates CAVALLI warranty obligations. In any case, CAVALLI cannot be held liable for any amount over and above the purchase price paid for the product by the owner, contractor, or builder.

Prices and technical specifications are subject to change without prior notice.

FAUCETS & SHOWERKITS

All products are guaranteed for 2 years. This includes functional components such as cartridges and/or spindle mechanism, as well as all finish surfaces. The warranty does not cover finish damages caused by improper cleaning and maintenance. No acidic or abrasive products should ever be used to clean the product, and use of such products will void the warranty. Only water and a soft sponge or cloth are acceptable for cleaning.

TENDERRAIN

Tenderrain products have a 2 year warranty, which covers manufacture and material defects (not including cartridges, aerators, o-rings or other parts subject to normal wear and tear). Proper cleaning and maintenance, as outlined on page 42, must be followed in order to comply with the Warranty.

GRANITE COMPOSITE SINKS

All sinks are guaranteed for 10 years against thermal shock breakages and manufacturing defects, starting from the date of purchase demonstrated by the invoice/receipt, provided that the product has been installed according to the supplied instructions, it has been used as recommended in normal domestic situations and a claim has been filed in accordance with all applicable warranty terms and conditions. In no case will we be responsible for the costs of removing the damaged sink and installing the new one, these costs are borne by the user. The warranty will be null and void if the included Care and Maintenance Instructions are not followed and respected.

CERAMICS BY GALASSIA

Galassia Srl is constantly improving its products by adding new materials, new projects and modern production technologies. The company reserves the right to change any technical specifications/dimension and/ or operating characteristics of the products at any time and without giving notice. The ceramic items weight may vary up to 20%.

Regular limescale removal is important to avoid lime deposits difficult to remove with non-aggressive products affecting the surface gloss and the glaze. You can use common limescale removers and avoid the use of sanding sponges.

All Galassia products come with a 5 year manufacturer's warranty.

Commercial Limitations:

In addition to the above conditions and limitations, the warranty period for products installed for commercial applications or used in commercial ventures is one (1) year from the initial date of purchase by the owner, contractor, architect, builder or CAVALLI dealer.

Disclaimer:

Neither the distributor, nor authorized CAVALLI dealer, nor any other person has been authorized to make any affirmation, representation, or warranty other than those contained in this warranty. CAVALLI reserves the right to modify this warranty at any time, it being understood that such modifications will not alter the warranty conditions applicable at the time of sale of the products in question.

BUILDER SERIES

TABLE OF CONTENTS

Each Series is complete with shower systems and matching accessories.




WESTMOUNT SERIES	84
X-ROUND SERIES	89
TITAN SERIES	94
CERAMIC BASINS	100
TOILETS	101
KITCHEN	103
PROJECT CUSTOMIZATIONS	106

WESTMOUNT








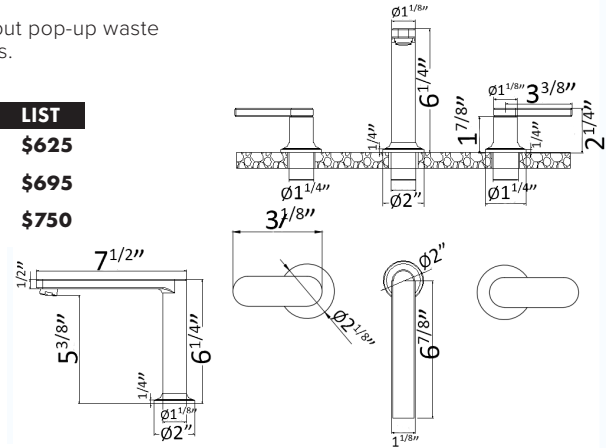
Single-lever brass basin mixer without pop-up waste set. 3/8" female connection hoses.

FINISH		PART NUMBER	LIST
PC		CMSH-RD PC	\$395
MB		CMSH-RD MB	\$450
BG		CMSH-RD BG	\$495






Widespread brass lav mixer without pop-up waste set. 3/8" female connection hoses.

FINISH		PART NUMBER	LIST
PC		CMWS-RD PC	\$625
MB		CMWS-RD MB	\$695
BG		CMWS-RD BG	\$750






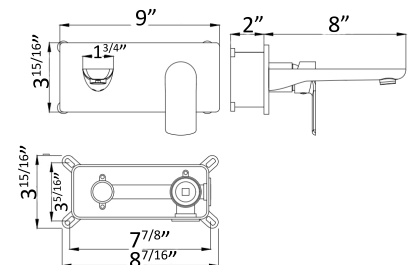
Single-lever brass vessel mixer without pop-up waste set. 3/8" female connection hoses.

FINISH		PART NUMBER	LIST
PC		CMVF-RD PC	\$495
MB		CMVF-RD MB	\$625
BG		CMVF-RD BG	\$695






Single-lever brass wallmount mixer without pop-up waste set. 3/8" female connection hoses.

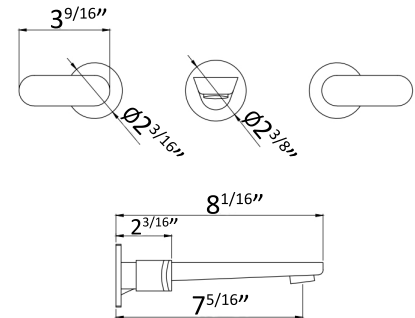
FINISH		PART NUMBER	LIST
PC		CMWM-RD PC	\$525
MB		CMWM-RD MB	\$550
BG		CMWM-RD BG	\$595








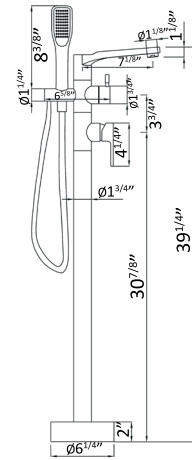
Widespread brass wallmount mixer without pop-up waste set. 3/8" female connection hoses.

FINISH		PART NUMBER	LIST
PC		CMWM3-RD PC	\$595
MB		CMWM3-RD MB	\$625
BG		CMWM3-RD BG	\$650



Freestanding brass tub filler. Max flow rate 12GPM.
Separate volume control for handshower.

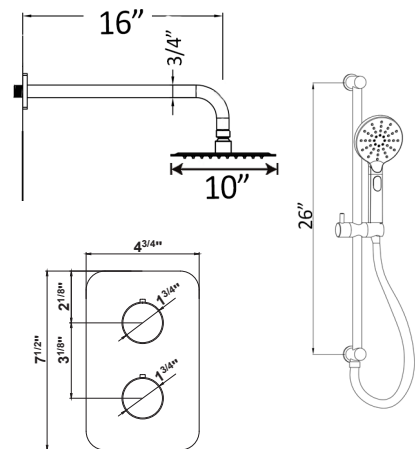
FINISH	PART NUMBER	LIST
PC 	CMFTFH-RD PC	\$1795
MB 	CMFTFH-RD MB	\$1825
BG 	CMFTFH-RD BG	\$1995



Thermostatic 2 function Shower kit
Contains:

- 10" Round shower head
- 16" Round shower arm
- 2 function thermostatic with shared 3rd port*
- Slide bar with built in outlet & handshower
- 60" hose

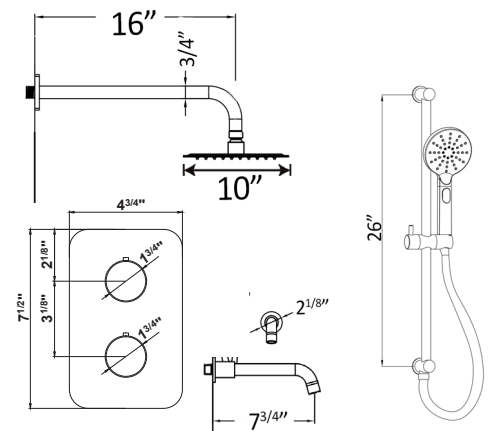
FINISH	PART NUMBER	LIST
PC 	CASHKIT2-RD PC	\$1125
MB 	CASHKIT2-RD MB	\$1150
BG 	CASHKIT2-RD BG	\$1275



Thermostatic 3 function Shower kit
Contains:

- 10" Round shower head
- 16" Round shower arm
- 3 function thermostatic*
- Slide bar with built in outlet & handshower
- 60" hose
- Tub Spout

FINISH		PART NUMBER	LIST
PC		CASHKIT3-RD PC	\$1225
MB		CASHKIT3-RD MB	\$1250
BG		CASHKIT3-RD BG	\$1395

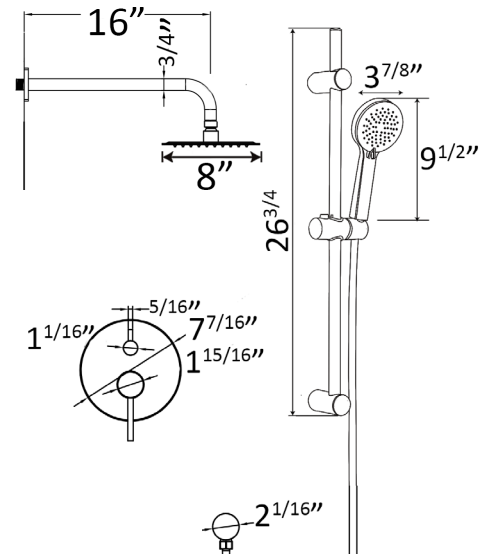




Pressure Balance 2 function Shower kit
Contains:

- 6" Round five-function shower head
- Round shower arm
- 2 function Pressure Balance
- Round three-function handshower, hook, outlet
- 60" hose

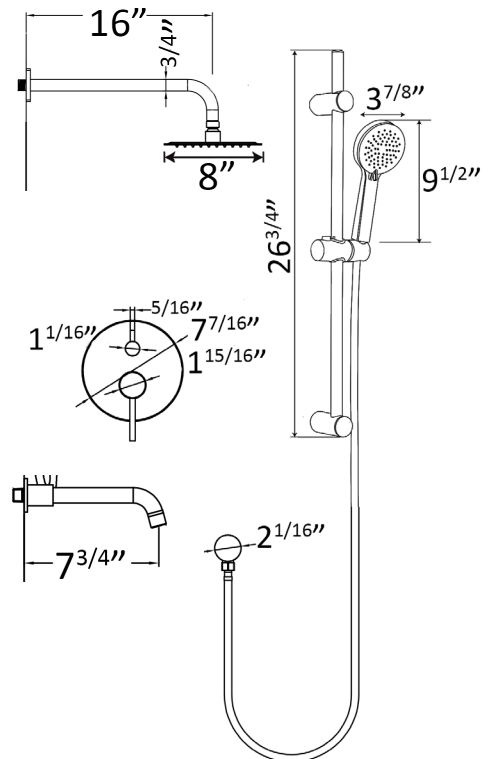
FINISH	PART NUMBER	LIST
PC	CMPB2-RD PC	\$895
MB	CMPB2-RD MB	\$925
BG	CMPB2-RD BG	\$995



Pressure Balance 3 function Shower kit
Contains:

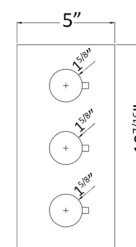
- 6" Round five-function shower head
- Round shower arm
- 3 function Pressure Balance
- Round three-function handshower, hook, outlet
- 60" hose
- Tub Spout

FINISH	PART NUMBER	LIST
PC	CMPB3-RD PC	\$975
MB	CMPB3-RD MB	\$995
BG	CMPB3-RD BG	\$1095



*Optional upgrade to 2 function thermostatic with 2 shut offs or 3 function thermostatic with shut off & 2 way shared diverter.

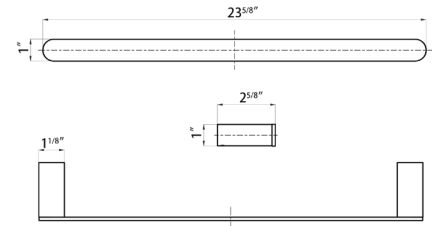
Contact us for details.





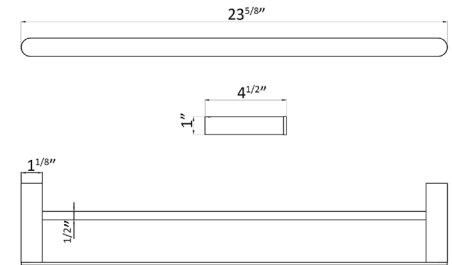
24" Towel bar.
Made of Stainless Steel.

FINISH		PART NUMBER	LIST
PC		CA24-RD PC	\$195
MB		CA24-RD MB	\$225
BG		CA24-RD BG	\$250



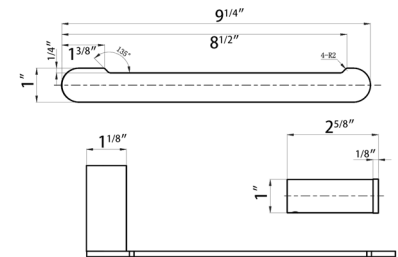
24" Double Towel bar.
Made of Stainless Steel.

FINISH		PART NUMBER	LIST
PC		CA24D-RD PC	\$250
MB		CA24D-RD MB	\$275
BG		CA24D-RD BG	\$295



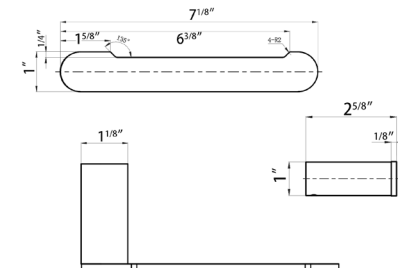
8" Hand Towel bar.
Made of Stainless Steel.

FINISH		PART NUMBER	LIST
PC		CA8HT-RD PC	\$195
MB		CA8HT-RD MB	\$225
BG		CA8HT-RD BG	\$250



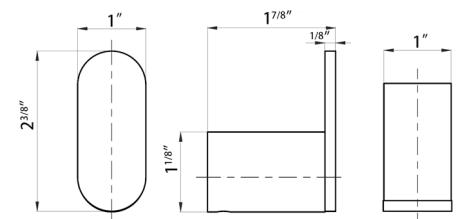
7" Toilet Paper holder
Made of Stainless Steel.

FINISH		PART NUMBER	LIST
PC		CATP-RD PC	\$175
MB		CATP-RD MB	\$195
BG		CATP-RD BG	\$225



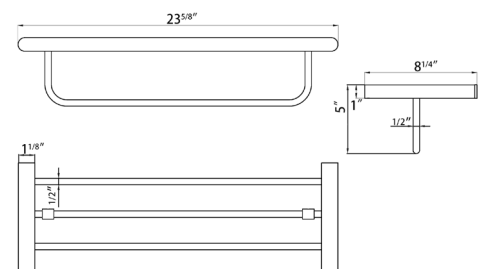
Robe Hook.

FINISH		PART NUMBER	LIST
PC		CARH-RD PC	\$79
MB		CARH-RD MB	\$85
BG		CARH-RD BG	\$95



24" Stainless Steel Towel Rack.

FINISH		PART NUMBER	LIST
PC		CATWR-RD PC	\$495
MB		CATWR-RD MB	\$525
BG		CATWR-RD BG	\$550



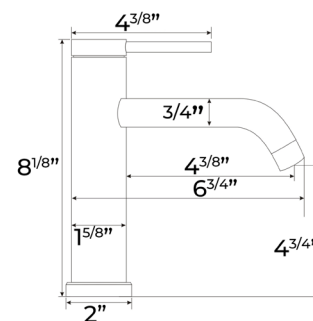
X-ROUND





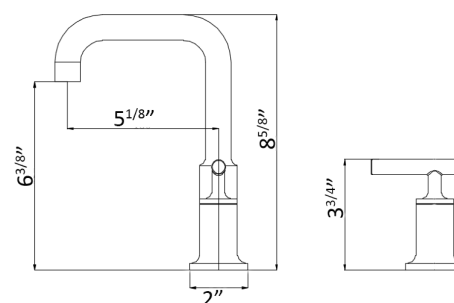
Single-lever brass basin mixer without pop-up waste set. 3/8" female connection hoses.

FINISH	PART NUMBER	LIST
PC	CASHX-RD PC	\$350
MB	CASHX-RD MB	\$425
BG	CASHX-RD BG	\$495



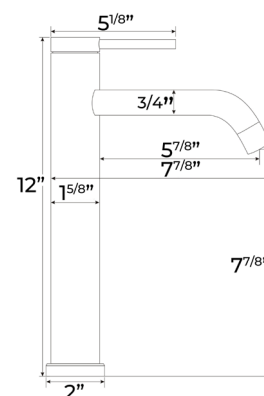
Widespread brass lav mixer without pop-up waste set. 3/8" female connection hoses.

FINISH	PART NUMBER	LIST
PC	CAWSX-RD PC	\$525
MB	CAWSX-RD MB	\$650
BG	CAWSX-RD BG	\$695



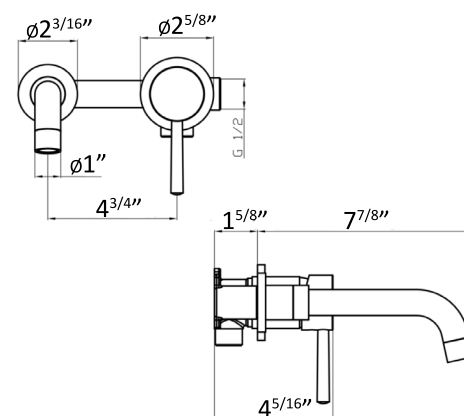
Single-lever brass vessel mixer without pop-up waste set. 3/8" female connection hoses.

FINISH	PART NUMBER	LIST
PC	CAVFX-RD PC	\$395
MB	CAVFX-RD MB	\$495
BG	CAVFX-RD BG	\$525



Single-lever brass wallmount mixer without pop-up waste set. 3/8" female connection hoses.

FINISH	PART NUMBER	LIST
PC	CAWMX-RD PC	\$495
MB	CAWMX-RD MB	\$525
BG	CAWMX-RD BG	\$550



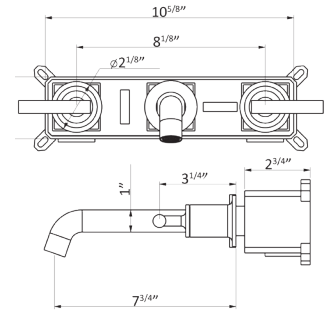
TUB & SHOWER MIXERS

X-ROUND



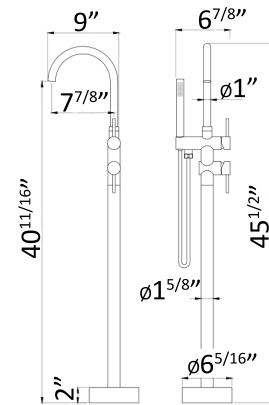
Widespread brass wallmount mixer without pop-up waste set. 3/8" female connection hoses.

FINISH	PART NUMBER	LIST
PC	CAWM3X-RD PC	\$595
MB	CAWM3X-RD MB	\$625
BG	CAWM3X-RD BG	\$650



Freestanding brass tub filler. Max flow rate 12GPM. Separate volume control for handshower.

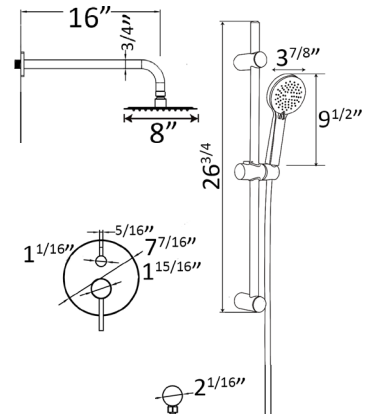
FINISH	PART NUMBER	LIST
PC	CAFTFHX-RD PC	\$1725
MB	CAFTFHX-RD MB	\$1825
BG	CAFTFHX-RD BG	\$1950



Pressure Balance 2 function Shower kit
Contains:

- 6" Round five-function shower head
- Round shower arm
- 2 function Pressure Balance
- Round three-function handshower, hook, outlet
- 60" hose

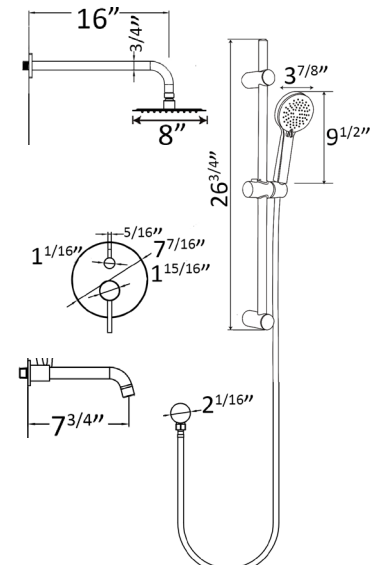
FINISH	PART NUMBER	LIST
PC	CMPB2-RD PC	\$895
MB	CMPB2-RD MB	\$925
BG	CMPB2-RD BG	\$995



Pressure Balance 3 function Shower kit
Contains:

- 6" Round five-function shower head
- Round shower arm
- 3 function Pressure Balance
- Round three-function handshower, hook, outlet
- 60" hose
- Tub Spout

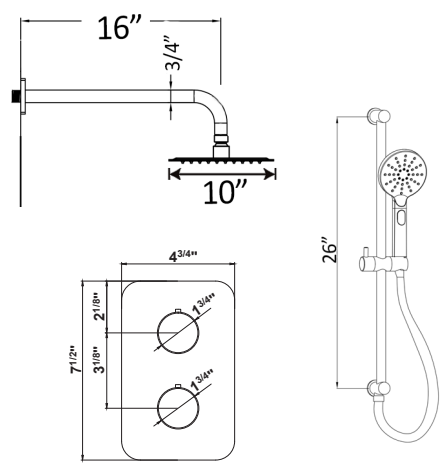
FINISH	PART NUMBER	LIST
PC	CMPB3-RD PC	\$975
MB	CMPB3-RD MB	\$995
BG	CMPB3-RD BG	\$1095





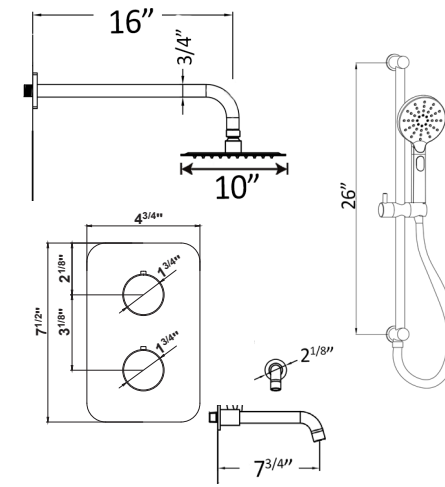
- Thermostatic 2 function Shower kit
Contains:
- 10" Round shower head
 - 16" Round shower arm
 - 2 function thermostatic with shared 3rd port
 - Slide bar with built in outlet & handshower
 - 60" hose

FINISH		PART NUMBER	LIST
PC		CASHKIT2-RD PC	\$1125
MB		CASHKIT2-RD MB	\$1150
BG		CASHKIT2-RD BG	\$1275

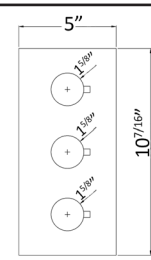


- Thermostatic 3 function Shower kit
Contains:
- 10" Round shower head
 - 16" Round shower arm
 - 3 function thermostatic
 - Slide bar with built in outlet & handshower
 - 60" hose
 - Tub Spout

FINISH		PART NUMBER	LIST
PC		CASHKIT3-RD PC	\$1225
MB		CASHKIT3-RD MB	\$1250
BG		CASHKIT3-RD BG	\$1395



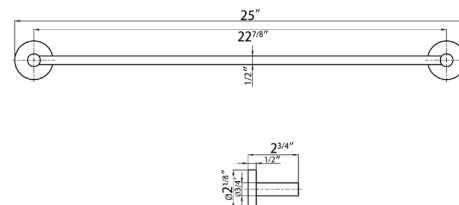
*Optional upgrade to 2 function thermostatic with 2 shut offs or 3 function thermostatic with shut off & 2 way shared diverter.
Contact us for details.





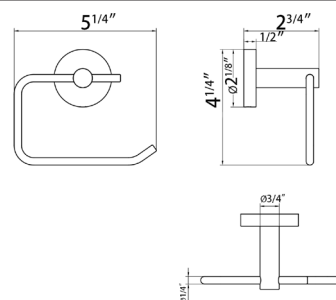
24" Towel bar.
Made of Stainless Steel.

FINISH	PART NUMBER	LIST
PC	CA24X-RD PC	\$150
MB	CA24X-RD MB	\$175
BG	CA24X-RD BG	\$195



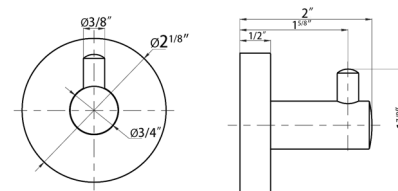
Toilet Paper Holder / Hand Towel Holder
Made of Stainless Steel.

FINISH	PART NUMBER	LIST
PC	CATPX-RD PC	\$95
MB	CATPX-RD MB	\$125
BG	CATPX-RD BG	\$140



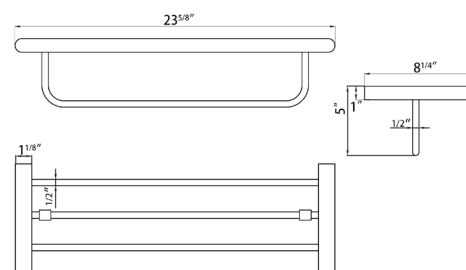
Robe Hook. Made of Stainless Steel.

FINISH	PART NUMBER	LIST
PC	CARHX-RD PC	\$75
MB	CARHX-RD MB	\$85
BG	CARHX-RD BG	\$95



24" Stainless Steel Towel Rack.

FINISH	PART NUMBER	LIST
PC	CATWR-RD PC	\$495
MB	CATWR-RD MB	\$525
BG	CATWR-RD BG	\$550



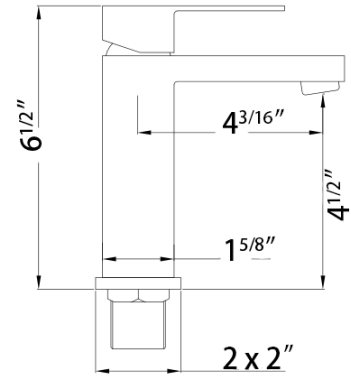
TITAN





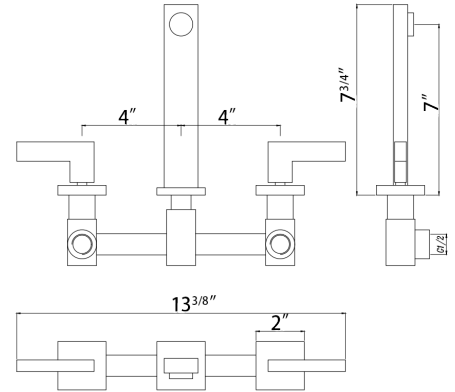
Single-lever brass basin mixer without pop-up waste set. 3/8" female connection hoses.

FINISH	PART NUMBER	LIST
PC	CVSH-SQ PC	\$425
MB	CVSH-SQ MB	\$495
BG	CVSH-SQ BG	\$550



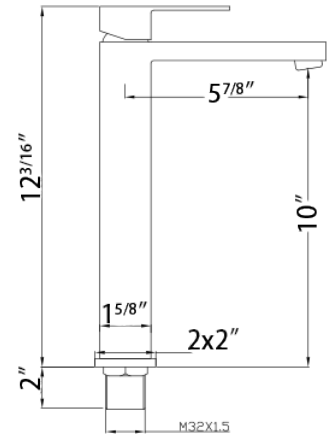
Widespread brass lav mixer without pop-up waste set. 3/8" female connection hoses.

FINISH	PART NUMBER	LIST
PC	CVWS-SQ PC	\$525
MB	CVWS-SQ MB	\$595
BG	CVWS-SQ BG	\$650



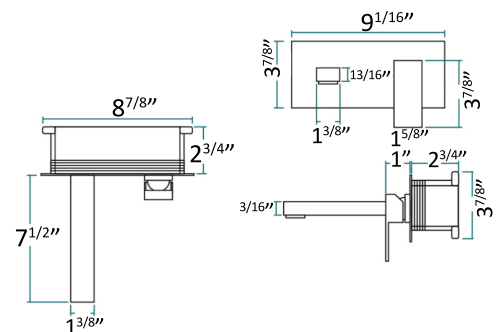
Single-lever brass vessel mixer without pop-up waste set. 3/8" female connection hoses.

FINISH	PART NUMBER	LIST
PC	CVVF-SQ PC	\$495
MB	CVVF-SQ MB	\$575
BG	CVVF-SQ BG	\$625



Single-lever brass wallmount mixer without pop-up waste set. 3/8" female connection hoses.

FINISH	PART NUMBER	LIST
PC	CVWM-SQ PC	\$525
MB	CVWM-SQ MB	\$595
BG	CVWM-SQ BG	\$650



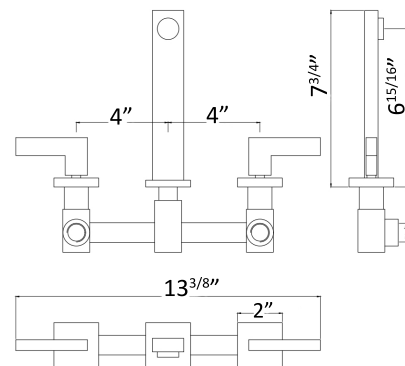
BASIN MIXERS

TITAN

Widespread brass wallmount mixer without pop-up waste set. 3/8" female connection hoses.



FINISH	PART NUMBER	LIST
PC	CAWM3-SQ PC	\$595
MB	CAWM3-SQ MB	\$650
BG	CAWM3-SQ BG	\$675

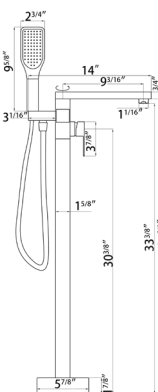


TUB & SHOWER MIXERS



Freestanding brass tub filler. Max flow rate 12GPM. Separate volume control for handshower.

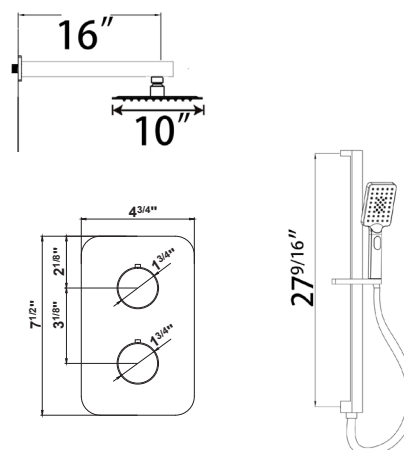
FINISH	PART NUMBER	LIST
PC	CVFTFH-SQ PC	\$1625
MB	CVFTFH-SQ MB	\$1725
BG	CVFTFH-SQ BG	\$1795



Thermostatic 2 function Shower kit
Contains:

- 10" Square shower head
- 16" Square shower arm
- 2 function thermostatic with shared 3rd port*
- Slide bar with built in outlet & handshower
- 60" hose

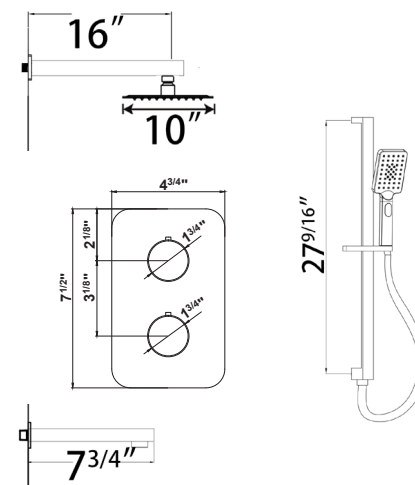
FINISH	PART NUMBER	LIST
PC	CASHKIT2-SQ PC	\$1295
MB	CASHKIT2-SQ MB	\$1350
BG	CASHKIT2-SQ BG	\$1450



Thermostatic 3 function Shower kit
Contains:

- 10" Square shower head
- 16" Square shower arm
- 3 function thermostatic*
- Slide bar with built in outlet & handshower
- 60" hose
- Tub Spout

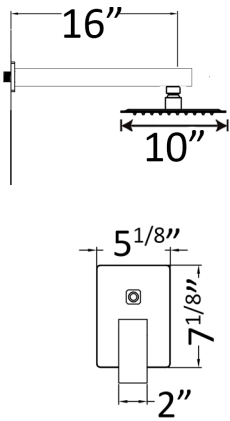
FINISH	PART NUMBER	LIST
PC	CASHKIT3-SQ PC	\$1395
MB	CASHKIT3-SQ MB	\$1450
BG	CASHKIT3-SQ BG	\$1595





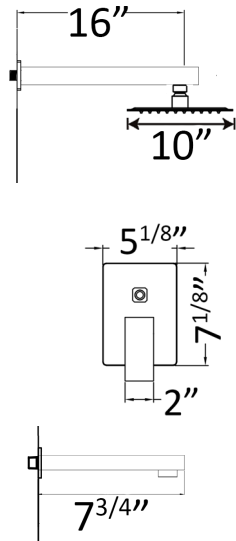
Two function Pressure Balance Shower kit with 10" square showerhead, 16" wall arm, handshower, hook & outlet with 150cm hose

FINISH		PART NUMBER	LIST
PC	●	CVPB2-SQ PC	\$1150
MB	●	CVPB2-SQ MB	\$1195
BG	●	CVPB2-SQ BG	\$1295



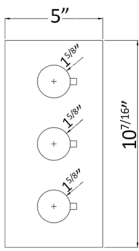
Three function Pressure Balance Shower kit with 10" square showerhead, 16" wall arm, tub spout, handshower, hook & outlet with 150cm hose

FINISH		PART NUMBER	LIST
PC	●	CVPB3-SQ PC	\$1275
MB	●	CVPB3-SQ MB	\$1295
BG	●	CVPB3-SQ BG	\$1450






*Optional upgrade to 2 function thermostatic with 2 shut offs or 3 function thermostatic with shut off & 2 way shared diverter.

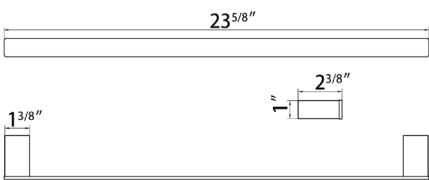
Contact us for details.








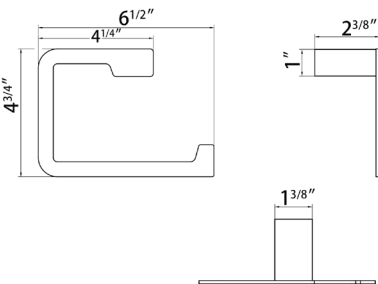
24" Towel bar.
Made of Stainless Steel. PVD Coating.

FINISH		PART NUMBER	LIST
PC		CA24-SQ PC	\$140
MB		CA24-SQ MB	\$150
BG		CA24-SQ BG	\$175






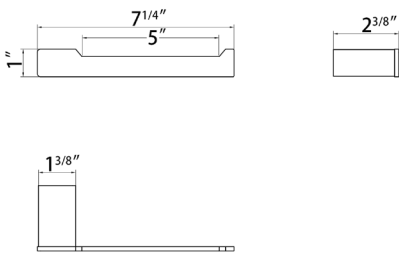
8" Hand Towel bar.
Made of Stainless Steel. PVD Coating.

FINISH		PART NUMBER	LIST
PC		CA8HT-SQ PC	\$85
MB		CA8HT-SQ MB	\$95
BG		CA8HT-SQ BG	\$125







7" Toilet Paper holder
Made of Stainless Steel. PVD Coating.

FINISH		PART NUMBER	LIST
PC		CATP-SQ PC	\$85
MB		CATP-SQ MB	\$95
BG		CATP-SQ BG	\$105



Robe hook. PVD Coating.

FINISH		PART NUMBER	LIST
PC		CARH-SQ PC	\$50
MB		CARH-SQ MB	\$65
BG		CARH-SQ BG	\$75



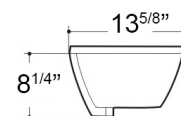
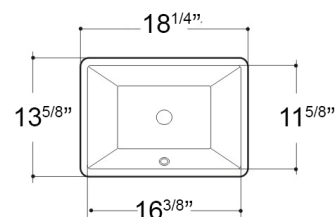
CERAMIC BASINS & TOILETS





Undermount Basin
Outside dimensions: 18 $\frac{1}{4}$ " x 13 $\frac{5}{8}$ " x 8 $\frac{1}{4}$ "
Inside dimensions: 16 $\frac{3}{8}$ " x 11 $\frac{5}{8}$ "

FINISH	PART NUMBER	LIST
WHITE ○	MY-1612	\$250

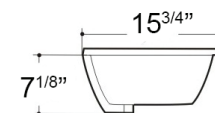
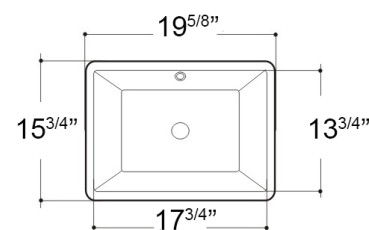


MY-1612



Undermount Basin
Outside dimensions: 19 $\frac{5}{8}$ " x 15 $\frac{3}{4}$ " x 7 $\frac{1}{8}$ "
Inside dimensions: 17 $\frac{3}{4}$ " x 13 $\frac{3}{4}$ "

FINISH	PART NUMBER	LIST
WH ○	MY-1801 WH	\$295

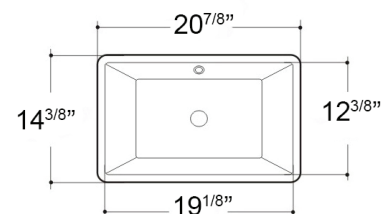


MY-1801



Undermount Basin
Outside dimensions: 20 $\frac{7}{8}$ " x 14 $\frac{3}{8}$ " x 6 $\frac{7}{8}$ "
Inside dimensions: 19 $\frac{1}{8}$ " x 12 $\frac{3}{8}$ "

FINISH	PART NUMBER	LIST
WH ○	MY-1802 WH	\$325

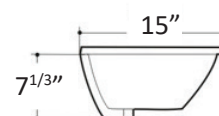
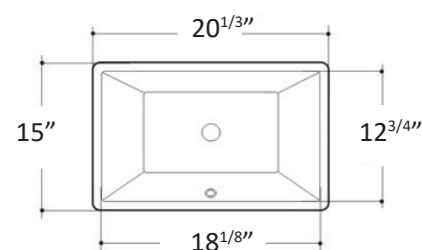


MY-1802



Undermount Basin
Outside dimensions: 20 $\frac{1}{3}$ " x 15" x 7 $\frac{1}{3}$ "
Inside dimensions: 18 $\frac{1}{8}$ " x 12 $\frac{3}{4}$ "

FINISH	PART NUMBER	LIST
WH ○	MY-1813 WH	\$250



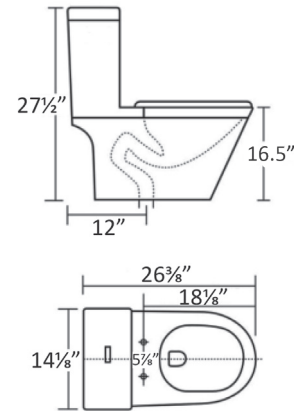
MY-1813

**MY-2188**

Siphonic One-Piece High Efficiency Toilet

FINISH	PART NUMBER	LIST
WH ○	MY-2188 WH	\$1189

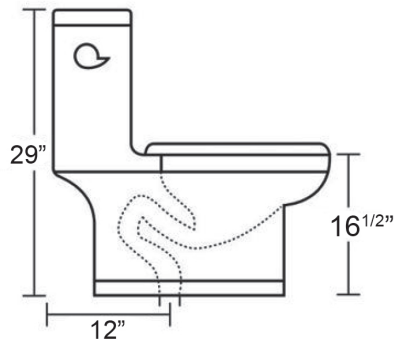
- 26 $\frac{3}{16}$ "L x 14 $\frac{3}{8}$ "W x 30 $\frac{3}{4}$ "H
- One-piece modern design (fully glazed trapway)
- Siphonic dual flushing system (top flush button)
- Water sense low consumption (1.28 GPF)
- Soft close seat cover with easy fixing
- Elongated design (18 $\frac{1}{2}$ ")
- S-Trap 12" rough in

**MY-2181**

Siphonic One-Piece High Efficiency Toilet

FINISH	PART NUMBER	LIST
WH ○	MY-2181 WH	\$999

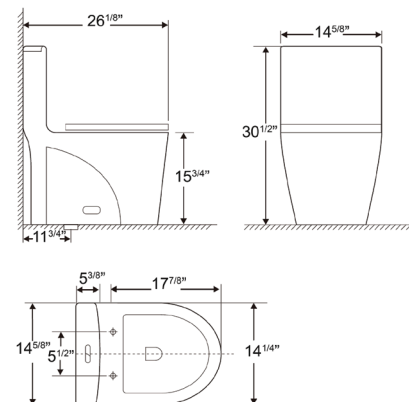
- 28"L x 14 $\frac{1}{2}$ "W x 29"H
- One-piece modern design (fully glazed trapway)
- Siphonic single flushing system (side lever)
- Water sense low consumption (1.28 GPF)
- Soft close seat cover (easy fixing)
- Elongated design (18 $\frac{1}{2}$ ")
- ADA Height (16 $\frac{1}{2}$ ")
- S-Trap 12" rough in
- Optional top single or dual flush

**MY-6699**

Siphonic One-Piece High Efficiency Toilet

FINISH	PART NUMBER	LIST
WH ○	MY-6699 WH	\$969
MB ●	MY-6699 MB	\$1350

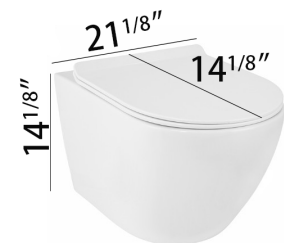
- 26 $\frac{3}{16}$ "L x 14 $\frac{3}{8}$ "W x 30 $\frac{3}{4}$ "H
- Siphonic single & dual flushing system
- Water sense low consumption (1.0 GPF single, 1.6GPF dual)
- Soft close seat cover
- Elongated design (18")
- S-Trap 12" rough in

**MY-1800R**

Rimless Ceramic Wall-hung WC

FINISH	PART NUMBER	LIST
WH ○	MY-1800R WH	\$995

- 21 $\frac{1}{8}$ "L x 14 $\frac{1}{8}$ "W x 14 $\frac{1}{8}$ "H
- Rimless Flushing
- Self Cleaning Glaze
- Soft close seat cover
- P-trap to wall outlet
- Compatible with Geberit, Toto, OLI & Kohler Carriers





MY-2213C

One-Piece Smart Toilet
Automatic Flush, Ceramic 26⅜" x 15" x 20⅞"

FINISH	PART NUMBER	LIST
WH	MY-2213C	\$2950

- Bidet Washing
- LED Indicating Screen
- 4 washing styles
- Moving Massage
- Warm Wind Drying
- Self-Cleaning Nozzle
- Night Light
- Kids Mode
- Electrical Leakage Protection
- Automatic Flush
- Foot Sensor Flush
- Smart Remote Control
- Adjustable Water Temperature
- Adjustable Seat Temperature
- Adjustable Drying Temperature
- Water Pressure Adjusting
- Power Outage Flushing
- 110V-230V Voltage
- S-trap Drainage
- 250mm/300mm or P-trap 180mm
- Self Cleaning Glazed Ceramic
- Floor Mounted
- cUPC & cETL listed




MY-2230C

One-Piece Smart Toilet
Automatic Flush, Ceramic 26⅜" x 15" x 20⅞"

FINISH	PART NUMBER	LIST
WH	MY-2230C	\$2495

- Bidet Washing
- 4 washing styles
- Moving Massage
- Warm Wind Drying
- Self-Cleaning Nozzle
- Night Light
- Kids Mode
- Electrical Leakage Protection
- Automatic Flush
- Foot Sensor Flush
- Smart Remote Control
- Adjustable Water Temperature
- Adjustable Seat Temperature
- Adjustable Drying Temperature
- Water Pressure Adjusting
- Power Outage Flushing
- 110V-230V Voltage
- S-trap Drainage
- 250mm/300mm or P-trap 180mm
- Self Cleaning Glazed Ceramic
- Floor Mounted
- cUPC & cETL listed

FEATURES:



HIP
WASHING




FEMALE
WASHING



SELF-CLEANING
NOZZLE



MOBILE
WASHING



KITCHEN



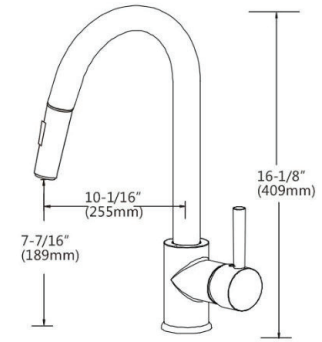
KITCHEN FAUCETS

KITCHEN



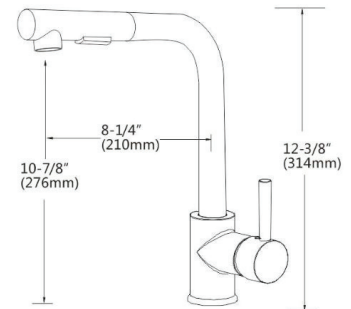
SHIRAZ Single-lever kitchen mixer with pull down spray. 3/8" female connection hoses.

FINISH	PART NUMBER	LIST
PC	CAVKU PC	\$350
MB	CAVKU MB	\$395
SB	CAVKU SB	\$450
GM	CAVKU GM	\$425
Cartridge	KCAR35	\$55



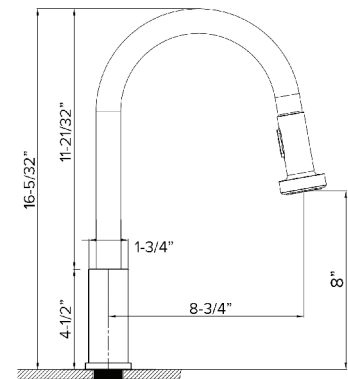
ALTA Single-lever kitchen mixer with pull out spray. 3/8" female connection hoses.

FINISH	PART NUMBER	LIST
PC	CAVK1 PC	\$350
MB	CAVK1 MB	\$395
SB	CAVK1 SB	\$450
GM	CAVK1 GM	\$425
Cartridge	KCAR35	\$55



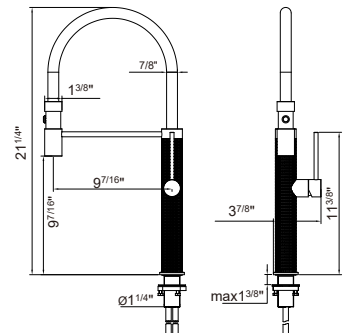
TITRA Single-lever kitchen mixer with pull down spray. 3/8" female connection hoses.

FINISH	PART NUMBER	LIST
PC	CAVK3 PC	\$350
MB	CAVK3 MB	\$395
SB	CAVK3 SB	\$450
GM	CAVK3 GM	\$425
Cartridge	KCAR35	\$55



BIJOU Single-lever kitchen mixer with pull down spray. Lead free brass Quick connect braided hoses.

FINISH	PART NUMBER	LIST
PC	CAVK14 PC	\$350
MB	CAVK14 MB	\$395
SB	CAVK14 SB	\$450
GM	CAVK14 GM	\$425
Cartridge	KCAR25	\$55




KITCHEN FAUCETS

KITCHEN



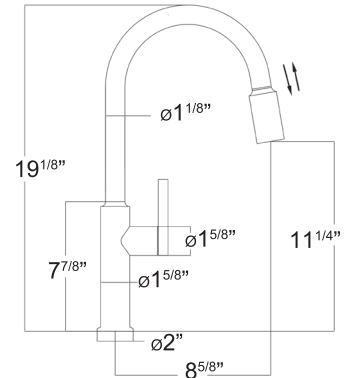
MOZEIT Single-lever kitchen mixer with pull-out rotating spray. 3/8" female connection hoses.

FINISH	PART NUMBER	LIST
PC	CAVKR PC	\$425
MB	CAVKR MB	\$495
BG	CAVKR BG	\$525
BN	CAVKR BN	\$450
Cartridge	WH024	\$55



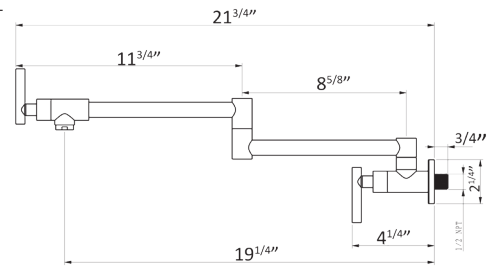
MODX Single-lever kitchen mixer with pull-out handshower. **3 spray** functions! 3/8" female connection hoses.

FINISH	PART NUMBER	LIST
PC	CAVK2N PC	\$395
MB	CAVK2N MB	\$450
BG	CAVK2N BG	\$495
BN	CAVK2N BN	\$425
Cartridge	WH024	\$55



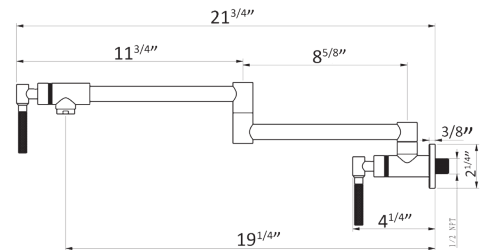
Wallmount Kitchen Pot Filler. Lead free. 1/2" NPT female thread

FINISH	PART NUMBER	LIST
PC	CAVP1 PC	\$895
MB	CAVP1 MB	\$995
BN	CAVP1 BN	\$995
BG	CAVP1 BG	\$1075



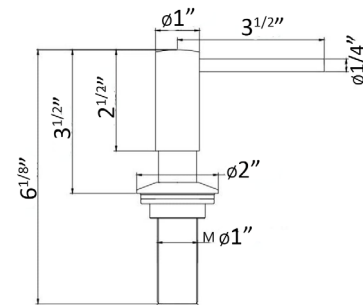
Wallmount Kitchen Pot Filler. Lead free. 1/2" NPT female thread. Knurled handles.

FINISH	PART NUMBER	LIST
PC	CAVP6 PC	\$950
MB	CAVP6 MB	\$1025
BN	CAVP6 BN	\$1025
BG	CAVP6 BG	\$1150
MBG	CAVP6 BG	\$1150



Soap/Lotion dispenser

FINISH	PART NUMBER	LIST
PC	CAVSD1 PC	\$125
MB	CAVSD1 MB	\$150
BN	CAVSD1 BN	\$150
BG	CAVSD1 BG	\$175




PC Chrome

MB Matte Black

BN Brushed Nickel

BG Brushed Gold


PROJECT CUSTOMIZATION



**No1 Yorkville
Condominiums
Toronto**



**400 Park Ave
New York, USA**



**InterContinental
Beijing Sanlitun
Beijing, China**

**Project specific customizations available upon request,
for a minimum order of 100 pieces.**

Additional project items we source include:

DROP-IN TUBS
FREESTANDING TUBS
SHOWER BASES
SHOWER HINGES
DOOR HARDWARE
P-TRAPS
JANITORIAL PRODUCTS

BUILDER SERIES WARRANTY

CAVALLI BRASS INC. ("CAVALLI") offers the following warranty program for its products:

Kitchen and Bathroom Faucets:

Ceramic Disk Cartridge Limited Lifetime Warranty*

Components (springs, hoses, hand sprays, finishes, other components) One Year Limited Warranty*

*CAVALLI warrants, to the original owner-purchaser, the product to be free from defects in workmanship and materials under normal residential use and service for the period specified above commencing from the initial date of purchase by the original owner-purchaser from CAVALLI or CAVALLI dealer with proof of purchase. The only acceptable proof of purchase is the original dated sales receipt. This warranty extends to the original owner and is not transferable to a subsequent owner of the residence where products are installed. Subject to the Warranty Service provision below, if the original owner reports the product to CAVALLI or authorized CAVALLI dealer, within the warranty period, as being defective, CAVALLI will provide replacement parts free of charge or will replace the product (with a product of equal value) at the location of the purchase at the option of CAVALLI reserves the right to inspect the product reported to be defective prior to any action. Replacement cost excludes transportation/shipping fees and any labour costs for the removal or reinstallation of the product, and as such, it is the responsibility of the owner-purchaser to provide access to the product and cover any related cost.

Limitations:

This warranty shall not apply to instances of incorrect operating procedures, breakages or damages caused by fault through improper handling, installation, carelessness, abuse, misuse, misapplication, commercial application, improper maintenance/cleaning or alteration of the product, scratches due to use, normal wear and tear, as well as chemical or natural corrosion, accident, fire, flood, an act of God, or any other casualty. Avoid abrasive cleaners, steel wools, and harsh chemicals as these will scratch, corrode and damage the product, and void this warranty. Warranty does not cover outdoor use. The owner of the product covered by the present warranty is entirely responsible for its proper installation and any applicable plumbing or electrical wiring. CAVALLI neither installs nor supervises the installation nor hires a contractor for this purpose; consequently, CAVALLI cannot be held responsible for any default, breakage, or damages caused thereby or resulting thereof, either directly or indirectly. This warranty does not apply to products that have not been installed or operated in accordance with instructions supplied by CAVALLI and all applicable rules, regulations, and legislation pertaining to such installations. This warranty does not apply unless CAVALLI product is installed by fully insured and fully licensed professionals. CAVALLI strongly recommends that such licensed professionals have experience in the installation of similar bathroom and kitchen products. CAVALLI warranty obligation shall be discharged upon tender of replacement or repair. The customer's refusal to accept the tender terminates CAVALLI warranty obligations. In any case, CAVALLI cannot be held liable for any amount over and above the purchase price paid for the product by the owner, contractor, or builder.

Commercial Limitations:

In addition to the above conditions and limitations, the warranty period for products installed for commercial applications or used in commercial ventures is one (1) year from the initial date of purchase by the owner, contractor, architect, builder or CAVALLI dealer.

Disclaimer:

Neither the distributor, nor authorized CAVALLI dealer, nor any other person has been authorized to make any affirmation, representation, or warranty other than those contained in this warranty. CAVALLI reserves the right to modify this warranty at any time, it being understood that such modifications will not alter the warrant conditions applicable at the time of sale of the products in question.

cavalli

KITCHEN & BATH

2025 PRICE LIST | LISTE DE PRIX

CANADA



streamline
CANADA
Designer Brands for Kitchen & Bath

ORDERS@STREAMLINECANADA.CA

FOR THE U.S.A.



ORDERDESK@ALOREDESIGN.COM



1-866-503-9796